

Norway

Statistics Norway, SSB

**Survey on Voting Among People  
with Immigrant Background, 2011**

**Study Documentation**

July 21, 2018

# Metadata Production

|                             |  |
|-----------------------------|--|
| <b>Metadata Producer(s)</b> | Norwegian Social Science Data Services (NSD) |
| <b>Production Date</b>      | July 17, 2014                                |
| <b>Version</b>              |  |
| <b>Identification</b>       | NSD2071                                      |

# Table of Contents

|  |    |
|--|----|
| <a href="#">Overview</a>                     | 4  |
| <a href="#">Scope &amp; Coverage</a>         | 4  |
| <a href="#">Producers &amp; Sponsors</a>     | 4  |
| <a href="#">Sampling</a>                     | 5  |
| <a href="#">Data Collection</a>              | 5  |
| <a href="#">Accessibility</a>                | 5  |
| <a href="#">Rights &amp; Disclaimer</a>      | 5  |
| <a href="#">Files Description</a>            | 6  |
| <a href="#">NSD2071</a>                      | 6  |
| <a href="#">Variables Group(s)</a>           | 7  |
| <a href="#">All Variables</a>                | 7  |
| <a href="#">Background Variables</a>         | 11 |
| <a href="#">Current Circumstances</a>        | 12 |
| <a href="#">Political Interest</a>           | 13 |
| <a href="#">Interview Specific Variables</a> | 16 |
| <a href="#">Variables Description</a>        | 17 |
| <a href="#">NSD2071</a>                      | 18 |

## Survey on Voting Among People with Immigrant Background, 2011

| Overview   |   |
|--|---|
| <b>Type</b>  | Norwegian Election Studies  |
| <b>Identification</b>  | NSD2071   |
| <b>Version</b>   | Production Date: 2014-03-17<br><u>Notes</u><br>Original data from Statistics Norway are documented and prepared, first NSD-version. |
| <b>Series</b>  | Ble første gang gjennomført i 2007.   |
| <b><u>Abstract</u></b>   |   |
| <p>The study on voting among voters with immigration background are commissioned by the Ministry of Children, Equality and Social Inclusion. The survey was conducted in 2007.</p> <p>The population was limited to persons who, according to electoral lists had been in the municipal council and county council election in 2011 and that had originating from one of the countries included in the study. Respondents sampled were from Asia, Africa, Latin America, Oceania except Australia and New Zealand and some countries in Europe.</p> <p>The survey was conducted with self-report questionnaire online and paper. At first contact all respondents received information on completing online. In subsequent envoys were also made by form on paper. Online questionnaire was available in Norwegian and English. Paper form was made in Norwegian, English, Somali and Urdu.</p> <p>For access to the dataset, use the NSD application form:</p> <p><a href="http://www.nsd.uib.no/nsd/english/orderform.html">http://www.nsd.uib.no/nsd/english/orderform.html</a></p> |   |
| <b>Kind of Data</b>  | Survey data   |
| <b>Unit of Analysis</b>  | Individual  |

| Scope & Coverage   |   |
|--|---|
| <b>Keywords</b>  | Elections, Voting behaviour, Politics, Immigrants |
| <b>Topics</b>  | Politics, Elections                               |
| <b><u>Time Period(s)</u></b>   | 2011-2012   |
| <b><u>Countries</u></b>  | Norway  |
| <b><u>Geographic Coverage</u></b>  |   |
| Country  |   |
| <b><u>Universe</u></b>   |   |
| <p>Immigrants with Norwegian citizenship, or who has lived more than three years in Norway and therefore are entitled to vote. The following countries were included in the sample: All countries in Asia (including Turkey), Africa, Latin America, Oceania except Australia and New Zealand and the following European countries: Albania, Bosnia and Herzegovina, Bulgaria, Estonia, Belarus, Kosovo, Krotien, Latvia , Lithuania, Macedonia, Moldova, Montenegro, Poland, Russia, Serbia, Slovakia, Turkey, Ukraine and Hungary.</p> |   |

| Producers & Sponsors           |                        |
|--------------------------------|------------------------|
| <b>Primary Investigator(s)</b> | Statistics Norway, SSB |

|                           |   |
|---------------------------|---|
| <b>Other Producer(s)</b>  | Statistics Norway (SSB)                                 |
| <b>Funding Agency/ies</b> | The Ministry of Children, Equality and Social Inclusion |

## Sampling

### Sampling Procedure

Gross sample: 1994 persons

Net sample: 752 persons

Response rate: 37,7%

## Data Collection

|                              |                                    |
|------------------------------|------------------------------------|
| <b>Data Collection Dates</b> | start 2011-12-07<br>end 2012-01-13 |
| <b>Time Period(s)</b>        | start 2011<br>end 2011             |
| <b>Data Collection Mode</b>  | Telephone interview                |
| <b>Data Collector(s)</b>     | Statistics Norway (SSB)            |

## Accessibility

|                                     |  |
|-------------------------------------|--|
| <b>Distributor(s)</b>               | NSD – Norwegian Centre for Research Data   |
| <b><u>Access Conditions</u></b>     | Application for access to the data has to include name, institutional affiliation, project title, information about sources of financing, postal address. A declaration of secrecy has to be signed before delivery of data.   |
| <b><u>Citation Requirements</u></b> | Users are obliged to refer to producer and distributor of the data by writing the following in forewords or footnotes in eventual publications:<br>"(Some of) the data applied in the analysis in this publication are based on "Survey on Voting Among People with Immigrant Background, 2011". The survey was financed by The Ministry of Children, Equality and Social Inclusion. The data are provided by Statistics Norway, and prepared and made available by NSD - Norwegian Centre for Research Data. Neither Statistics Norway nor NSD are responsible for the analysis/interpretation of the data presented here." |

## Rights & Disclaimer

### Disclaimer

Neither Statistics Norway, The Ministry of Children, Equality and Social Inclusion nor NSD are responsible for the analysis/interpretation of the data presented here.

|                  |                                      |
|------------------|--------------------------------------|
| <b>Copyright</b> | Copyright (C) 2011 Statistics Norway |
|------------------|--------------------------------------|

# Files Description

Dataset contains 1 file(s)

| <b>NSD2071</b>       |     |
|----------------------|-----|
| <b># Cases</b>       | 752 |
| <b># Variable(s)</b> | 69  |

# Variables Group(s)

Dataset contains 5 group(s)

| Group All Variables |           |   |            |              |       |         |  |
|---------------------|-----------|---|------------|--------------|-------|---------|--|
| #                   | Name      | Label   | Type       | Format       | Valid | Invalid | Question   |
| 1                   | Id_nummer | ID number   | discrete   | numeric-7.0  | 752   | 0       | ID number  |
| 2                   | Kjonn     | Gender  | discrete   | numeric-1.0  | 752   | 0       | Gender   |
| 3                   | Invkat    | Immigration category  | discrete   | character-3  | 752   | 0       | Immigration category   |
| 4                   | Innvgrunn | Immigration reason  | discrete   | character-9  | 539   | 0       | Immigration reason   |
| 5                   | Inntgrp   | Total income in interval  | discrete   | numeric-8.2  | 752   | 0       | Total income in interval   |
| 6                   | Typarb4   | Status in the labor market  | discrete   | numeric-1.0  | 490   | 262     | Status in the labor market   |
| 7                   | Nace_sn07 | Trade, the current standard 07.   | discrete   | character-18 | 490   | 0       | Trade, the current standard 07.  |
| 8                   | Utdniva   | Education   | discrete   | numeric-1.0  | 749   | 3       | Education  |
| 9                   | Utdfelt   | Educational field   | discrete   | numeric-1.0  | 749   | 3       | Educational field  |
| 10                  | Vekt_lu   | Weights   | discrete   | character-48 | 752   | 0       | Weights  |
| 11                  | Vekt_lu2  | Weights   | discrete   | numeric-2.0  | 752   | 0       | Weights  |
| 12                  | Spm1      | How interested are you in politics? Are you...  | discrete   | numeric-1.0  | 750   | 2       | How interested are you in politics? Are you...   |
| 13                  | Spm2      | Which party or list did you vote for in the municipal council election?   | discrete   | numeric-2.0  | 745   | 7       | Which party or list did you vote for in the municipal council election?  |
| 14                  | Spm3      | In the municipal council election, did you give personal votes to one or several persons?   | discrete   | numeric-8.0  | 752   | 0       | In the municipal council election, did you give personal votes to one or several persons?  |
| 15                  | Spm4a     | Did you give a personal vote to one or several persons with background from your or your parents' country of origin                           | discrete   | numeric-1.0  | 383   | 369     | Did you give a personal vote to one or several persons... .. A. with background from your or your parents' country of origin                           |
| 16                  | Spm4b     | Did you give a personal vote to one or several persons with background from Norway  | discrete   | numeric-1.0  | 429   | 323     | Did you give a personal vote to one or several persons... .. B. with background from Norway  |
| 17                  | Spm4c     | Did you give a personal vote to one or several persons background from a country other than Norway or your or your parents' country of origin | continuous | numeric-8.0  | 752   | 0       | Did you give a personal vote to one or several persons... .. C. background from a country other than Norway or your or your parents' country of origin |
| 18                  | Spm5      | Did you give personal votes to persons on other party lists in the municipal council election?  | continuous | numeric-1.0  | 718   | 34      | Did you give personal votes to persons on other party lists in the municipal council election?   |
| 19                  | Spm6a     | Did you give a personal vote to one or several persons with background from your or your parents' country of origin                           | continuous | numeric-1.0  | 200   | 552     | Did you give a personal vote to one or several persons... .. A. with background from your or your parents' country of origin                           |

| #  | Name   | Label  | Type       | Format        | Valid | Invalid | Question  |
|----|--------|--|------------|---------------|-------|---------|---|
| 20 | Spm6b  | Did you give a personal vote to one or several persons with background from Norway   | continuous | numeric-1.0   | 210   | 542     | Did you give a personal vote to one or several persons... .. B. with background from Norway   |
| 21 | Spm6c  | Did you give a personal vote to one or several persons background from a country other than Norway or your or your parents' country of origin  | continuous | numeric-1.0   | 175   | 577     | Did you give a personal vote to one or several persons... .. C. background from a country other than Norway or your or your parents' country of origin  |
| 22 | Spm7   | What issue was most important for your vote in the municipal council election this year?   | discrete   | character-255 | 580   | 0       | What issue was most important for your vote in the municipal council election this year?  |
| 23 | Spm70  | What issue was most important for your vote in the municipal council election this year?   | discrete   | character-255 | 0     | 0       | What issue was most important for your vote in the municipal council election this year?  |
| 24 | Spm71  | What issue was most important for your vote in the municipal council election this year?   | discrete   | character-96  | 0     | 0       | What issue was most important for your vote in the municipal council election this year?  |
| 25 | Spm8   | If you had not voted in the municipal council election this autumn, would you feel uncomfortable telling this to your friends and family?  | continuous | numeric-1.0   | 740   | 12      | If you had not voted in the municipal council election this autumn, would you feel uncomfortable telling this to your friends and family?   |
| 26 | Spm9   | Did anyone attempt to buy your vote, by offering you an inducement for your vote for a party or candidate?   | continuous | numeric-1.0   | 745   | 7       | Did anyone attempt to buy your vote, by offering you an inducement for your vote for a party or candidate?  |
| 27 | Spm10  | Are you aware of anyone attempting to buy someone else's vote?   | continuous | numeric-8.0   | 751   | 1       | Are you aware of anyone attempting to buy someone else's vote?  |
| 28 | Spm11  | The last municipal council election was four years ago, in 2003. Did you vote in this election?  | continuous | numeric-1.0   | 742   | 10      | The last municipal council election was four years ago, in 2003. Did you vote in this election?   |
| 29 | Spm12  | Which party did you vote for?  | continuous | numeric-2.0   | 422   | 330     | Which party did you vote for?   |
| 30 | Spm13a | There are various ways to have an influence on politics. During the last four years, have you tried to influence the outcome of a case in the municipal council or county council by taking part in a demonstration or protest meeting?                | continuous | numeric-8.0   | 751   | 1       | There are various ways to have an influence on politics. During the last four years, have you tried to influence the outcome of a case in the municipal council or county council by... .. A. taking part in a demonstration or protest meeting?                |
| 31 | Spm13b | There are various ways to have an influence on politics. During the last four years, have you tried to influence the outcome of a case in the municipal council or county council by raising the matter in a party, trade union or other organisation? | continuous | numeric-1.0   | 716   | 36      | There are various ways to have an influence on politics. During the last four years, have you tried to influence the outcome of a case in the municipal council or county council by... .. B. raising the matter in a party, trade union or other organisation? |
| 32 | Spm13c | There are various ways to have an influence on politics.   | continuous | numeric-1.0   | 708   | 44      | There are various ways to have an influence on politics. During the last  |



| #  | Name   | Label   | Type       | Format      | Valid | Invalid | Question  |
|----|--------|---|------------|-------------|-------|---------|---|
|    |        | During the last four years, have you tried to influence the outcome of a case in the municipal council or county council by contacting the municipal or county council administration?                              |            |             |       |         | four years, have you tried to influence the outcome of a case in the municipal council or county council by... .. C. contacting the municipal or county council administration?   |
| 33 | Spm13d | There are various ways to have an influence on politics. During the last four years, have you tried to influence the outcome of a case in the municipal council or county council by contacting a local politician? | continuous | numeric-8.0 | 751   | 1       | There are various ways to have an influence on politics. During the last four years, have you tried to influence the outcome of a case in the municipal council or county council by... .. D. contacting a local politician?  |
| 34 | Spm13e | There are various ways to have an influence on politics. During the last four years, have you tried to influence the outcome of a case in the municipal council or county council by signing an appeal or petition? | continuous | numeric-1.0 | 699   | 53      | There are various ways to have an influence on politics. During the last four years, have you tried to influence the outcome of a case in the municipal council or county council by... .. E. signing an appeal or petition?  |
| 35 | Spm13f | When you signed an appeal or petition, did any of this take place on the Internet   | continuous | numeric-1.0 | 218   | 534     | There are various ways to have an influence on politics. During the last four years, have you tried to influence the outcome of a case in the municipal council or county council by... .. F. When you signed an appeal or petition, did any of this take place on the Internet |
| 36 | Spm14  | How often do you discuss local political issues with other people?  | continuous | numeric-8.0 | 751   | 1       | How often do you discuss local political issues with other people?  |
| 37 | Spm15  | If you discuss local political issues with other people: in such discussions ahead of the local elections this year, did you try to influence anyone to vote for a particular party?                                | continuous | numeric-1.0 | 665   | 87      | If you discuss local political issues with other people: in such discussions ahead of the local elections this year, did you try to influence anyone to vote for a particular party?  |
| 38 | Spm16a | Are you currently a member of any organizations and, if so, do you hold, or have you held, a position of trust in them? Trade union or employers' organisation  | continuous | numeric-1.0 | 696   | 56      | Are you currently a member of any organizations and, if so, do you hold, or have you held, a position of trust in them? ... A. Trade union or employers' organisation   |
| 39 | Spm16b | Are you currently a member of any organizations and, if so, do you hold, or have you held, a position of trust in them? A Norwegian political party   | continuous | numeric-8.0 | 751   | 1       | Are you currently a member of any organizations and, if so, do you hold, or have you held, a position of trust in them? ... B. A Norwegian political party  |
| 40 | Spm16c | Are you currently a member of any organizations and, if so, do you hold, or have you held, a position of trust in them? A political party outside of Norway   | continuous | numeric-1.0 | 666   | 86      | Are you currently a member of any organizations and, if so, do you hold, or have you held, a position of trust in them? ... C. A political party outside of Norway  |
| 41 | Spm16d | Are you currently a member of any organizations and, if so, do you hold, or have you held, a position of trust  | continuous | numeric-1.0 | 677   | 75      | Are you currently a member of any organizations and, if so, do you hold, or have you held, a position of trust in them? ... D. A sports club or association   |

| #  | Name   | Label   | Type       | Format      | Valid | Invalid | Question  |
|----|--------|---|------------|-------------|-------|---------|---|
|    |        | in them? A sports club or association   |            |             |       |         |   |
| 42 | Spm16e | Are you currently a member of any organizations and, if so, do you hold, or have you held, a position of trust in them? An immigrant or refugee association   | continuous | numeric-1.0 | 681   | 71      | Are you currently a member of any organizations and, if so, do you hold, or have you held, a position of trust in them? ... E. An immigrant or refugee association  |
| 43 | Spm16f | Are you currently a member of any organizations and, if so, do you hold, or have you held, a position of trust in them? A religious association   | continuous | numeric-1.0 | 687   | 65      | Are you currently a member of any organizations and, if so, do you hold, or have you held, a position of trust in them? ... F. A religious association  |
| 44 | Spm17  | We often talk about the political left and right. Imagine a scale from 0 for the political left to 10 for the political right. Where would you place yourself on such a scale?  | continuous | numeric-2.0 | 742   | 10      | We often talk about the political left and right. Imagine a scale from 0 for the political left to 10 for the political right. Where would you place yourself on such a scale?  |
| 45 | Spm18  | In general, do you think that most people can be trusted, or that one should be careful around other people?  | discrete   | numeric-8.0 | 748   | 4       | In general, do you think that most people can be trusted, or that one should be careful around other people? Please rate your opinion on a scale from 0 to 10, with 0 being "one should be careful" and 10 being "most people can be trusted" |
| 46 | Spm19  | How much trust do you have in local politicians?  | continuous | numeric-2.0 | 743   | 9       | How much trust do you have in local politicians?  |
| 47 | Spm20  | How much trust do you have in national politicians?   | continuous | numeric-2.0 | 744   | 8       | How much trust do you have in national politicians?   |
| 48 | Spm21  | Hvor stor betydning har det for deg personlig hvilket parti eller hvilke partier som har flertall i kommunestyret, har det stor betydning, en viss betydning eller liten eller ingen betydning?                         | continuous | numeric-8.0 | 751   | 1       | How important is it for you personally which party or parties have the majority in the municipal council? Is it very important, quite important, not very important or not important at all?  |
| 49 | Spm22  | Do you think that people with a non-Western immigrant background should be more prominent than they are in municipal affairs, that things are fine as they are, or that they should participate less in local politics? | continuous | numeric-1.0 | 727   | 25      | Do you think that people with a non-Western immigrant background should be more prominent than they are in municipal affairs, that things are fine as they are, or that they should participate less in local politics?                       |
| 50 | Spm23a | Did you participate in public acts of remembrance following the terror attacks on 22 July (for example, a rose procession)?   | continuous | numeric-1.0 | 736   | 16      | Some questions about the terror attacks in Oslo's Government district and on Utøya island on 22 July. A. Did you participate in public acts of remembrance following the terror attacks on 22 July (for example, a rose procession)?          |
| 51 | Spm23b | Do you follow the news more closely since the terror attacks?   | continuous | numeric-8.0 | 751   | 1       | Some questions about the terror attacks in Oslo's Government district and on Utøya island on 22 July. B. Do you follow the news more closely since the terror attacks?  |

| #  | Name               | Label   | Type       | Format       | Valid | Invalid | Question  |
|----|--------------------|---|------------|--------------|-------|---------|---|
| 52 | Spm23c             | Have you become more interested in national politics since the terror attacks?  | continuous | numeric-1.0  | 739   | 13      | Some questions about the terror attacks in Oslo's Government district and on Utøya island on 22 July. C. Have you become more interested in national politics since the terror attacks? |
| 53 | Spm23d             | Have you become more interested in local politics since the terror attacks?   | continuous | numeric-1.0  | 737   | 15      | Some questions about the terror attacks in Oslo's Government district and on Utøya island on 22 July. D. Have you become more interested in local politics since the terror attacks?    |
| 54 | Spm24              | Has it become more relevant for you to join a political party since the terror attacks?   | continuous | numeric-8.0  | 751   | 1       | Has it become more relevant for you to join a political party since the terror attacks?   |
| 55 | Spm25              | Do you think that the terror attacks were instrumental in:  | continuous | numeric-1.0  | 745   | 7       | Do you think that the terror attacks were instrumental in:  |
| 56 | Spm26              | How good is your spoken Norwegian? Do you think your Norwegian skills are   | continuous | numeric-1.0  | 746   | 6       | How good is your spoken Norwegian? Do you think your Norwegian skills are   |
| 57 | Spm28              | If you disregard special occasions such as weddings and funerals, how often do you participate in a church service or other religious meetings? Is it ... | continuous | numeric-1.0  | 746   | 6       | If you disregard special occasions such as weddings and funerals, how often do you participate in a church service or other religious meetings? Is it ...                               |
| 58 | Spm29              | How important would you say that religion is in your life?  | continuous | numeric-2.0  | 749   | 3       | How important would you say that religion is in your life? Enter your opinion on the scale from 0 to 10 below, where 0 means "of no importance" and 10 means "very important"           |
| 59 | Spm30              | How often do you visit yours or your parents country of origin?   | continuous | numeric-8.0  | 748   | 4       | How often do you visit yours or your parents country of origin?   |
| 60 | Spm31              | Here you can write any comments on the questionnaire:   | continuous | numeric-40.0 | 121   | 631     | Here you can write any comments on the questionnaire:   |
| 61 | Alder_ny           | Age grouped   | discrete   | numeric-8.2  | 752   | 0       | Age grouped   |
| 62 | Spm27_ny           | Which religion or belief communities you belong to?   | discrete   | numeric-8.2  | 707   | 45      | Which religion or belief communities you belong to?   |
| 63 | Landsdel           | Region  | discrete   | numeric-8.2  | 752   | 0       | Region  |
| 64 | Fodeland_ny        | Country of birth, grouped   | discrete   | numeric-8.2  | 751   | 1       | Country of birth, grouped   |
| 65 | Botid_ny           | length of residence, grouped  | discrete   | numeric-8.2  | 752   | 0       | length of residence, grouped  |
| 66 | Befolkning_ny      | Population in the municipality total  | discrete   | numeric-8.2  | 752   | 0       | Population in the municipality total  |
| 67 | Asiaetc_ny         | Population in the municipality with immigrant backgrounds from asia, africa, etc.   | discrete   | numeric-8.2  | 752   | 0       | Population in the municipality with immigrant backgrounds from asia, africa, etc.   |
| 68 | Invandrer_ny       | Population in the municipality with immigrant background.   | discrete   | numeric-8.2  | 752   | 0       | Population in the municipality with immigrant background.   |
| 69 | Statsborgerskap_ny | Citizenship - Norwegian / not Norwegian.  | discrete   | numeric-8.0  | 752   | 0       | Citizenship - Norwegian / not Norwegian.  |

## Group Background Variables

| #  | Name              | Label   | Type       | Format       | Valid | Invalid | Question  |
|----|-------------------|---|------------|--------------|-------|---------|---|
| 1  | Kjonn             | Gender  | discrete   | numeric-1.0  | 752   | 0       | Gender  |
| 2  | Invkst            | Immigration category  | discrete   | character-3  | 752   | 0       | Immigration category  |
| 3  | Innvgrunn         | Immigration reason  | discrete   | character-9  | 539   | 0       | Immigration reason  |
| 4  | Inntgrp           | Total income in interval  | discrete   | numeric-8.2  | 752   | 0       | Total income in interval  |
| 5  | Typarb4           | Status in the labor market  | discrete   | numeric-1.0  | 490   | 262     | Status in the labor market  |
| 6  | Nace_sn07         | Trade, the current standard 07.   | discrete   | character-18 | 490   | 0       | Trade, the current standard 07.   |
| 7  | Utdniva           | Education   | discrete   | numeric-1.0  | 749   | 3       | Education   |
| 8  | Utdfelt           | Educational field   | discrete   | numeric-1.0  | 749   | 3       | Educational field   |
| 9  | Spm26             | How good is your spoken Norwegian? Do you think your Norwegian skills are   | continuous | numeric-1.0  | 746   | 6       | How good is your spoken Norwegian? Do you think your Norwegian skills are   |
| 10 | Spm28             | If you disregard special occasions such as weddings and funerals, how often do you participate in a church service or other religious meetings? Is it ... | continuous | numeric-1.0  | 746   | 6       | If you disregard special occasions such as weddings and funerals, how often do you participate in a church service or other religious meetings? Is it ...                     |
| 11 | Spm29             | How important would you say that religion is in your life?  | continuous | numeric-2.0  | 749   | 3       | How important would you say that religion is in your life? Enter your opinion on the scale from 0 to 10 below, where 0 means "of no importance" and 10 means "very important" |
| 12 | Spm30             | How often do you visit yours or your parents country of origin?   | continuous | numeric-8.0  | 748   | 4       | How often do you visit yours or your parents country of origin?   |
| 13 | Alder_ny          | Age grouped   | discrete   | numeric-8.2  | 752   | 0       | Age grouped   |
| 14 | Spm27_ny          | Which religion or belief communities you belong to?   | discrete   | numeric-8.2  | 707   | 45      | Which religion or belief communities you belong to?   |
| 15 | Landsdel          | Region  | discrete   | numeric-8.2  | 752   | 0       | Region  |
| 16 | Fodeland_ny       | Country of birth, grouped   | discrete   | numeric-8.2  | 751   | 1       | Country of birth, grouped   |
| 17 | Botid_ny          | length of residence, grouped  | discrete   | numeric-8.2  | 752   | 0       | length of residence, grouped  |
| 18 | Statsborgerskap_n | Citizenship - Norwegian / not Norwegian.  | discrete   | numeric-8.0  | 752   | 0       | Citizenship - Norwegian / not Norwegian.  |

### Group Current Circumstances

| # | Name   | Label   | Type       | Format      | Valid | Invalid | Question   |
|---|--------|---|------------|-------------|-------|---------|--|
| 1 | Spm23a | Did you participate in public acts of remembrance following the terror attacks on 22 July (for example, a rose procession)? | continuous | numeric-1.0 | 736   | 16      | Some questions about the terror attacks in Oslo's Government district and on Utøya island on 22 July. A. Did you participate in public acts of remembrance following the terror attacks on 22 July (for example, a rose procession)? |
| 2 | Spm23b | Do you follow the news more closely since the terror attacks?   | continuous | numeric-8.0 | 751   | 1       | Some questions about the terror attacks in Oslo's Government district and on Utøya island on 22 July. B. Do you follow the news more closely since the terror attacks?   |
| 3 | Spm23c | Have you become more interested in national politics since the terror attacks?  | continuous | numeric-1.0 | 739   | 13      | Some questions about the terror attacks in Oslo's Government district and on Utøya island on 22 July. C. Have you  |

| # | Name   | Label   | Type       | Format      | Valid | Invalid | Question   |
|---|--------|---|------------|-------------|-------|---------|--|
|   |        |   |            |             |       |         | become more interested in national politics since the terror attacks?  |
| 4 | Spm23d | Have you become more interested in local politics since the terror attacks?             | continuous | numeric-1.0 | 737   | 15      | Some questions about the terror attacks in Oslo's Government district and on Utøya island on 22 July. D. Have you become more interested in local politics since the terror attacks? |
| 5 | Spm24  | Has it become more relevant for you to join a political party since the terror attacks? | continuous | numeric-8.0 | 751   | 1       | Has it become more relevant for you to join a political party since the terror attacks?  |
| 6 | Spm25  | Do you think that the terror attacks were instrumental in:                              | continuous | numeric-1.0 | 745   | 7       | Do you think that the terror attacks were instrumental in:   |

### Group Political Interest

| #  | Name  | Label   | Type       | Format      | Valid | Invalid | Question  |
|----|-------|---|------------|-------------|-------|---------|---|
| 1  | Spm1  | How interested are you in politics? Are you...  | discrete   | numeric-1.0 | 750   | 2       | How interested are you in politics? Are you...  |
| 2  | Spm2  | Which party or list did you vote for in the municipal council election?   | discrete   | numeric-2.0 | 745   | 7       | Which party or list did you vote for in the municipal council election?   |
| 3  | Spm3  | In the municipal council election, did you give personal votes to one or several persons?   | discrete   | numeric-8.0 | 752   | 0       | In the municipal council election, did you give personal votes to one or several persons?   |
| 4  | Spm4a | Did you give a personal vote to one or several persons with background from your or your parents' country of origin                           | discrete   | numeric-1.0 | 383   | 369     | Did you give a personal vote to one or several persons... ... A. with background from your or your parents' country of origin                           |
| 5  | Spm4b | Did you give a personal vote to one or several persons with background from Norway  | discrete   | numeric-1.0 | 429   | 323     | Did you give a personal vote to one or several persons... ... B. with background from Norway  |
| 6  | Spm4c | Did you give a personal vote to one or several persons background from a country other than Norway or your or your parents' country of origin | continuous | numeric-8.0 | 752   | 0       | Did you give a personal vote to one or several persons... ... C. background from a country other than Norway or your or your parents' country of origin |
| 7  | Spm5  | Did you give personal votes to persons on other party lists in the municipal council election?  | continuous | numeric-1.0 | 718   | 34      | Did you give personal votes to persons on other party lists in the municipal council election?  |
| 8  | Spm6a | Did you give a personal vote to one or several persons with background from your or your parents' country of origin                           | continuous | numeric-1.0 | 200   | 552     | Did you give a personal vote to one or several persons... ... A. with background from your or your parents' country of origin                           |
| 9  | Spm6b | Did you give a personal vote to one or several persons with background from Norway  | continuous | numeric-1.0 | 210   | 542     | Did you give a personal vote to one or several persons... ... B. with background from Norway  |
| 10 | Spm6c | Did you give a personal vote to one or several persons background from a country other than Norway or your                                    | continuous | numeric-1.0 | 175   | 577     | Did you give a personal vote to one or several persons... ... C. background from a country other than Norway or your or your parents' country of origin |

| #  | Name   | Label  | Type       | Format        | Valid | Invalid | Question  |
|----|--------|--|------------|---------------|-------|---------|---|
|    |        | or your parents' country of origin   |            |               |       |         |   |
| 11 | Spm7   | What issue was most important for your vote in the municipal council election this year?   | discrete   | character-255 | 580   | 0       | What issue was most important for your vote in the municipal council election this year?  |
| 12 | Spm70  | What issue was most important for your vote in the municipal council election this year?   | discrete   | character-255 | 0     | 0       | What issue was most important for your vote in the municipal council election this year?  |
| 13 | Spm71  | What issue was most important for your vote in the municipal council election this year?   | discrete   | character-96  | 0     | 0       | What issue was most important for your vote in the municipal council election this year?  |
| 14 | Spm8   | If you had not voted in the municipal council election this autumn, would you feel uncomfortable telling this to your friends and family?  | continuous | numeric-1.0   | 740   | 12      | If you had not voted in the municipal council election this autumn, would you feel uncomfortable telling this to your friends and family?   |
| 15 | Spm9   | Did anyone attempt to buy your vote, by offering you an inducement for your vote for a party or candidate?   | continuous | numeric-1.0   | 745   | 7       | Did anyone attempt to buy your vote, by offering you an inducement for your vote for a party or candidate?  |
| 16 | Spm10  | Are you aware of anyone attempting to buy someone else's vote?   | continuous | numeric-8.0   | 751   | 1       | Are you aware of anyone attempting to buy someone else's vote?  |
| 17 | Spm11  | The last municipal council election was four years ago, in 2003. Did you vote in this election?  | continuous | numeric-1.0   | 742   | 10      | The last municipal council election was four years ago, in 2003. Did you vote in this election?   |
| 18 | Spm12  | Which party did you vote for?  | continuous | numeric-2.0   | 422   | 330     | Which party did you vote for?   |
| 19 | Spm13a | There are various ways to have an influence on politics. During the last four years, have you tried to influence the outcome of a case in the municipal council or county council by taking part in a demonstration or protest meeting?                | continuous | numeric-8.0   | 751   | 1       | There are various ways to have an influence on politics. During the last four years, have you tried to influence the outcome of a case in the municipal council or county council by... .. A. taking part in a demonstration or protest meeting?                |
| 20 | Spm13b | There are various ways to have an influence on politics. During the last four years, have you tried to influence the outcome of a case in the municipal council or county council by raising the matter in a party, trade union or other organisation? | continuous | numeric-1.0   | 716   | 36      | There are various ways to have an influence on politics. During the last four years, have you tried to influence the outcome of a case in the municipal council or county council by... .. B. raising the matter in a party, trade union or other organisation? |
| 21 | Spm13c | There are various ways to have an influence on politics. During the last four years, have you tried to influence the outcome of a case in the municipal council or county council by contacting the municipal or county council administration?        | continuous | numeric-1.0   | 708   | 44      | There are various ways to have an influence on politics. During the last four years, have you tried to influence the outcome of a case in the municipal council or county council by... .. C. contacting the municipal or county council administration?        |

| #  | Name   | Label   | Type       | Format      | Valid | Invalid | Question  |
|----|--------|---|------------|-------------|-------|---------|---|
| 22 | Spm13d | There are various ways to have an influence on politics. During the last four years, have you tried to influence the outcome of a case in the municipal council or county council by contacting a local politician? | continuous | numeric-8.0 | 751   | 1       | There are various ways to have an influence on politics. During the last four years, have you tried to influence the outcome of a case in the municipal council or county council by... .. D. contacting a local politician?  |
| 23 | Spm13e | There are various ways to have an influence on politics. During the last four years, have you tried to influence the outcome of a case in the municipal council or county council by signing an appeal or petition? | continuous | numeric-1.0 | 699   | 53      | There are various ways to have an influence on politics. During the last four years, have you tried to influence the outcome of a case in the municipal council or county council by... .. E. signing an appeal or petition?  |
| 24 | Spm13f | When you signed an appeal or petition, did any of this take place on the Internet   | continuous | numeric-1.0 | 218   | 534     | There are various ways to have an influence on politics. During the last four years, have you tried to influence the outcome of a case in the municipal council or county council by... .. F. When you signed an appeal or petition, did any of this take place on the Internet |
| 25 | Spm14  | How often do you discuss local political issues with other people?  | continuous | numeric-8.0 | 751   | 1       | How often do you discuss local political issues with other people?  |
| 26 | Spm15  | If you discuss local political issues with other people: in such discussions ahead of the local elections this year, did you try to influence anyone to vote for a particular party?                                | continuous | numeric-1.0 | 665   | 87      | If you discuss local political issues with other people: in such discussions ahead of the local elections this year, did you try to influence anyone to vote for a particular party?  |
| 27 | Spm16a | Are you currently a member of any organizations and, if so, do you hold, or have you held, a position of trust in them? Trade union or employers' organisation  | continuous | numeric-1.0 | 696   | 56      | Are you currently a member of any organizations and, if so, do you hold, or have you held, a position of trust in them? ... A. Trade union or employers' organisation   |
| 28 | Spm16b | Are you currently a member of any organizations and, if so, do you hold, or have you held, a position of trust in them? A Norwegian political party   | continuous | numeric-8.0 | 751   | 1       | Are you currently a member of any organizations and, if so, do you hold, or have you held, a position of trust in them? ... B. A Norwegian political party  |
| 29 | Spm16c | Are you currently a member of any organizations and, if so, do you hold, or have you held, a position of trust in them? A political party outside of Norway   | continuous | numeric-1.0 | 666   | 86      | Are you currently a member of any organizations and, if so, do you hold, or have you held, a position of trust in them? ... C. A political party outside of Norway  |
| 30 | Spm16d | Are you currently a member of any organizations and, if so, do you hold, or have you held, a position of trust in them? A sports club or association  | continuous | numeric-1.0 | 677   | 75      | Are you currently a member of any organizations and, if so, do you hold, or have you held, a position of trust in them? ... D. A sports club or association   |
| 31 | Spm16e | Are you currently a member of any organizations and, if so, do you hold, or have you held, a position of trust in them? An immigrant or refugee association   | continuous | numeric-1.0 | 681   | 71      | Are you currently a member of any organizations and, if so, do you hold, or have you held, a position of trust in them? ... E. An immigrant or refugee association  |

| #  | Name   | Label   | Type       | Format      | Valid | Invalid | Question  |
|----|--------|---|------------|-------------|-------|---------|---|
| 32 | Spm16f | Are you currently a member of any organizations and, if so, do you hold, or have you held, a position of trust in them? A religious association   | continuous | numeric-1.0 | 687   | 65      | Are you currently a member of any organizations and, if so, do you hold, or have you held, a position of trust in them? ... F. A religious association  |
| 33 | Spm17  | We often talk about the political left and right. Imagine a scale from 0 for the political left to 10 for the political right. Where would you place yourself on such a scale?  | continuous | numeric-2.0 | 742   | 10      | We often talk about the political left and right. Imagine a scale from 0 for the political left to 10 for the political right. Where would you place yourself on such a scale?  |
| 34 | Spm18  | In general, do you think that most people can be trusted, or that one should be careful around other people?  | discrete   | numeric-8.0 | 748   | 4       | In general, do you think that most people can be trusted, or that one should be careful around other people? Please rate your opinion on a scale from 0 to 10, with 0 being "one should be careful" and 10 being "most people can be trusted" |
| 35 | Spm19  | How much trust do you have in local politicians?  | continuous | numeric-2.0 | 743   | 9       | How much trust do you have in local politicians?  |
| 36 | Spm20  | How much trust do you have in national politicians?   | continuous | numeric-2.0 | 744   | 8       | How much trust do you have in national politicians?   |
| 37 | Spm21  | Hvor stor betydning har det for deg personlig hvilket parti eller hvilke partier som har flertall i kommunestyret, har det stor betydning, en viss betydning eller liten eller ingen betydning?                         | continuous | numeric-8.0 | 751   | 1       | How important is it for you personally which party or parties have the majority in the municipal council? Is it very important, quite important, not very important or not important at all?  |
| 38 | Spm22  | Do you think that people with a non-Western immigrant background should be more prominent than they are in municipal affairs, that things are fine as they are, or that they should participate less in local politics? | continuous | numeric-1.0 | 727   | 25      | Do you think that people with a non-Western immigrant background should be more prominent than they are in municipal affairs, that things are fine as they are, or that they should participate less in local politics?                       |

### Group Interview Specific Variables

| # | Name           | Label   | Type     | Format       | Valid | Invalid | Question  |
|---|----------------|---|----------|--------------|-------|---------|---|
| 1 | Id_nummer      | ID number   | discrete | numeric-7.0  | 752   | 0       | ID number   |
| 2 | Vekt_lu        | Weights   | discrete | character-48 | 752   | 0       | Weights   |
| 3 | Vekt_lu2       | Weights   | discrete | numeric-2.0  | 752   | 0       | Weights   |
| 4 | Befolkning_ny  | Population in the municipality total  | discrete | numeric-8.2  | 752   | 0       | Population in the municipality total  |
| 5 | Asiaetc_ny     | Population in the municipality with immigrant backgrounds from asia, africa, etc. | discrete | numeric-8.2  | 752   | 0       | Population in the municipality with immigrant backgrounds from asia, africa, etc. |
| 6 | Invandrerer_ny | Population in the municipality with immigrant background.                         | discrete | numeric-8.2  | 752   | 0       | Population in the municipality with immigrant background.                         |



# Variables Description

Dataset contains 69 variable(s)

# File : NSD2071

# Id\_nummer: ID number

**Information** [Type= discrete] [Format=numeric] [Range= 1-752] [Missing=\*]

**Statistics [NW/ W]** [Valid=752 /-] [Invalid=0 /-]

**Literal question** ID number

**Concepts** Interviews (data collection)

| Value | Label | Cases | Percentage |
|-------|-------|-------|------------|
| 1     |       | 1     | 0.1%       |
| 2     |       | 1     | 0.1%       |
| 3     |       | 1     | 0.1%       |
| 4     |       | 1     | 0.1%       |
| 5     |       | 1     | 0.1%       |
| 6     |       | 1     | 0.1%       |
| 7     |       | 1     | 0.1%       |
| 8     |       | 1     | 0.1%       |
| 9     |       | 1     | 0.1%       |
| 10    |       | 1     | 0.1%       |
| 11    |       | 1     | 0.1%       |
| 12    |       | 1     | 0.1%       |
| 13    |       | 1     | 0.1%       |
| 14    |       | 1     | 0.1%       |
| 15    |       | 1     | 0.1%       |
| 16    |       | 1     | 0.1%       |
| 17    |       | 1     | 0.1%       |
| 18    |       | 1     | 0.1%       |
| 19    |       | 1     | 0.1%       |
| 20    |       | 1     | 0.1%       |
| 21    |       | 1     | 0.1%       |
| 22    |       | 1     | 0.1%       |
| 23    |       | 1     | 0.1%       |
| 24    |       | 1     | 0.1%       |
| 25    |       | 1     | 0.1%       |
| 26    |       | 1     | 0.1%       |
| 27    |       | 1     | 0.1%       |
| 28    |       | 1     | 0.1%       |
| 29    |       | 1     | 0.1%       |
| 30    |       | 1     | 0.1%       |
| 31    |       | 1     | 0.1%       |
| 32    |       | 1     | 0.1%       |
| 33    |       | 1     | 0.1%       |
| 34    |       | 1     | 0.1%       |
| 35    |       | 1     | 0.1%       |
| 36    |       | 1     | 0.1%       |
| 37    |       | 1     | 0.1%       |
| 38    |       | 1     | 0.1%       |
| 39    |       | 1     | 0.1%       |

**File : NSD2071**

# Id\_nummer: ID number

| Value | Label | Cases | Percentage |
|-------|-------|-------|------------|
| 40    |       | 1     | 0.1%       |
| 41    |       | 1     | 0.1%       |
| 42    |       | 1     | 0.1%       |
| 43    |       | 1     | 0.1%       |
| 44    |       | 1     | 0.1%       |
| 45    |       | 1     | 0.1%       |
| 46    |       | 1     | 0.1%       |
| 47    |       | 1     | 0.1%       |
| 48    |       | 1     | 0.1%       |
| 49    |       | 1     | 0.1%       |
| 50    |       | 1     | 0.1%       |
| 51    |       | 1     | 0.1%       |
| 52    |       | 1     | 0.1%       |
| 53    |       | 1     | 0.1%       |
| 54    |       | 1     | 0.1%       |
| 55    |       | 1     | 0.1%       |
| 56    |       | 1     | 0.1%       |
| 57    |       | 1     | 0.1%       |
| 58    |       | 1     | 0.1%       |
| 59    |       | 1     | 0.1%       |
| 60    |       | 1     | 0.1%       |
| 61    |       | 1     | 0.1%       |
| 62    |       | 1     | 0.1%       |
| 63    |       | 1     | 0.1%       |
| 64    |       | 1     | 0.1%       |
| 65    |       | 1     | 0.1%       |
| 66    |       | 1     | 0.1%       |
| 67    |       | 1     | 0.1%       |
| 68    |       | 1     | 0.1%       |
| 69    |       | 1     | 0.1%       |
| 70    |       | 1     | 0.1%       |
| 71    |       | 1     | 0.1%       |
| 72    |       | 1     | 0.1%       |
| 73    |       | 1     | 0.1%       |
| 74    |       | 1     | 0.1%       |
| 75    |       | 1     | 0.1%       |
| 76    |       | 1     | 0.1%       |
| 77    |       | 1     | 0.1%       |
| 78    |       | 1     | 0.1%       |
| 79    |       | 1     | 0.1%       |
| 80    |       | 1     | 0.1%       |
| 81    |       | 1     | 0.1%       |
| 82    |       | 1     | 0.1%       |

**File : NSD2071**

# Id\_nummer: ID number

| Value | Label | Cases | Percentage |
|-------|-------|-------|------------|
| 83    |       | 1     | 0.1%       |
| 84    |       | 1     | 0.1%       |
| 85    |       | 1     | 0.1%       |
| 86    |       | 1     | 0.1%       |
| 87    |       | 1     | 0.1%       |
| 88    |       | 1     | 0.1%       |
| 89    |       | 1     | 0.1%       |
| 90    |       | 1     | 0.1%       |
| 91    |       | 1     | 0.1%       |
| 92    |       | 1     | 0.1%       |
| 93    |       | 1     | 0.1%       |
| 94    |       | 1     | 0.1%       |
| 95    |       | 1     | 0.1%       |
| 96    |       | 1     | 0.1%       |
| 97    |       | 1     | 0.1%       |
| 98    |       | 1     | 0.1%       |
| 99    |       | 1     | 0.1%       |
| 100   |       | 1     | 0.1%       |
| 101   |       | 1     | 0.1%       |
| 102   |       | 1     | 0.1%       |
| 103   |       | 1     | 0.1%       |
| 104   |       | 1     | 0.1%       |
| 105   |       | 1     | 0.1%       |
| 106   |       | 1     | 0.1%       |
| 107   |       | 1     | 0.1%       |
| 108   |       | 1     | 0.1%       |
| 109   |       | 1     | 0.1%       |
| 110   |       | 1     | 0.1%       |
| 111   |       | 1     | 0.1%       |
| 112   |       | 1     | 0.1%       |
| 113   |       | 1     | 0.1%       |
| 114   |       | 1     | 0.1%       |
| 115   |       | 1     | 0.1%       |
| 116   |       | 1     | 0.1%       |
| 117   |       | 1     | 0.1%       |
| 118   |       | 1     | 0.1%       |
| 119   |       | 1     | 0.1%       |
| 120   |       | 1     | 0.1%       |
| 121   |       | 1     | 0.1%       |
| 122   |       | 1     | 0.1%       |
| 123   |       | 1     | 0.1%       |
| 124   |       | 1     | 0.1%       |
| 125   |       | 1     | 0.1%       |

**File : NSD2071**

# Id\_nummer: ID number

| Value | Label | Cases | Percentage |
|-------|-------|-------|------------|
| 126   |       | 1     | 0.1%       |
| 127   |       | 1     | 0.1%       |
| 128   |       | 1     | 0.1%       |
| 129   |       | 1     | 0.1%       |
| 130   |       | 1     | 0.1%       |
| 131   |       | 1     | 0.1%       |
| 132   |       | 1     | 0.1%       |
| 133   |       | 1     | 0.1%       |
| 134   |       | 1     | 0.1%       |
| 135   |       | 1     | 0.1%       |
| 136   |       | 1     | 0.1%       |
| 137   |       | 1     | 0.1%       |
| 138   |       | 1     | 0.1%       |
| 139   |       | 1     | 0.1%       |
| 140   |       | 1     | 0.1%       |
| 141   |       | 1     | 0.1%       |
| 142   |       | 1     | 0.1%       |
| 143   |       | 1     | 0.1%       |
| 144   |       | 1     | 0.1%       |
| 145   |       | 1     | 0.1%       |
| 146   |       | 1     | 0.1%       |
| 147   |       | 1     | 0.1%       |
| 148   |       | 1     | 0.1%       |
| 149   |       | 1     | 0.1%       |
| 150   |       | 1     | 0.1%       |
| 151   |       | 1     | 0.1%       |
| 152   |       | 1     | 0.1%       |
| 153   |       | 1     | 0.1%       |
| 154   |       | 1     | 0.1%       |
| 155   |       | 1     | 0.1%       |
| 156   |       | 1     | 0.1%       |
| 157   |       | 1     | 0.1%       |
| 158   |       | 1     | 0.1%       |
| 159   |       | 1     | 0.1%       |
| 160   |       | 1     | 0.1%       |
| 161   |       | 1     | 0.1%       |
| 162   |       | 1     | 0.1%       |
| 163   |       | 1     | 0.1%       |
| 164   |       | 1     | 0.1%       |
| 165   |       | 1     | 0.1%       |
| 166   |       | 1     | 0.1%       |
| 167   |       | 1     | 0.1%       |
| 168   |       | 1     | 0.1%       |

**File : NSD2071**

# Id\_nummer: ID number

| Value | Label | Cases | Percentage |
|-------|-------|-------|------------|
| 169   |       | 1     | 0.1%       |
| 170   |       | 1     | 0.1%       |
| 171   |       | 1     | 0.1%       |
| 172   |       | 1     | 0.1%       |
| 173   |       | 1     | 0.1%       |
| 174   |       | 1     | 0.1%       |
| 175   |       | 1     | 0.1%       |
| 176   |       | 1     | 0.1%       |
| 177   |       | 1     | 0.1%       |
| 178   |       | 1     | 0.1%       |
| 179   |       | 1     | 0.1%       |
| 180   |       | 1     | 0.1%       |
| 181   |       | 1     | 0.1%       |
| 182   |       | 1     | 0.1%       |
| 183   |       | 1     | 0.1%       |
| 184   |       | 1     | 0.1%       |
| 185   |       | 1     | 0.1%       |
| 186   |       | 1     | 0.1%       |
| 187   |       | 1     | 0.1%       |
| 188   |       | 1     | 0.1%       |
| 189   |       | 1     | 0.1%       |
| 190   |       | 1     | 0.1%       |
| 191   |       | 1     | 0.1%       |
| 192   |       | 1     | 0.1%       |
| 193   |       | 1     | 0.1%       |
| 194   |       | 1     | 0.1%       |
| 195   |       | 1     | 0.1%       |
| 196   |       | 1     | 0.1%       |
| 197   |       | 1     | 0.1%       |
| 198   |       | 1     | 0.1%       |
| 199   |       | 1     | 0.1%       |
| 200   |       | 1     | 0.1%       |
| 201   |       | 1     | 0.1%       |
| 202   |       | 1     | 0.1%       |
| 203   |       | 1     | 0.1%       |
| 204   |       | 1     | 0.1%       |
| 205   |       | 1     | 0.1%       |
| 206   |       | 1     | 0.1%       |
| 207   |       | 1     | 0.1%       |
| 208   |       | 1     | 0.1%       |
| 209   |       | 1     | 0.1%       |
| 210   |       | 1     | 0.1%       |
| 211   |       | 1     | 0.1%       |

**File : NSD2071**

# Id\_nummer: ID number

| Value | Label | Cases | Percentage |
|-------|-------|-------|------------|
| 212   |       | 1     | 0.1%       |
| 213   |       | 1     | 0.1%       |
| 214   |       | 1     | 0.1%       |
| 215   |       | 1     | 0.1%       |
| 216   |       | 1     | 0.1%       |
| 217   |       | 1     | 0.1%       |
| 218   |       | 1     | 0.1%       |
| 219   |       | 1     | 0.1%       |
| 220   |       | 1     | 0.1%       |
| 221   |       | 1     | 0.1%       |
| 222   |       | 1     | 0.1%       |
| 223   |       | 1     | 0.1%       |
| 224   |       | 1     | 0.1%       |
| 225   |       | 1     | 0.1%       |
| 226   |       | 1     | 0.1%       |
| 227   |       | 1     | 0.1%       |
| 228   |       | 1     | 0.1%       |
| 229   |       | 1     | 0.1%       |
| 230   |       | 1     | 0.1%       |
| 231   |       | 1     | 0.1%       |
| 232   |       | 1     | 0.1%       |
| 233   |       | 1     | 0.1%       |
| 234   |       | 1     | 0.1%       |
| 235   |       | 1     | 0.1%       |
| 236   |       | 1     | 0.1%       |
| 237   |       | 1     | 0.1%       |
| 238   |       | 1     | 0.1%       |
| 239   |       | 1     | 0.1%       |
| 240   |       | 1     | 0.1%       |
| 241   |       | 1     | 0.1%       |
| 242   |       | 1     | 0.1%       |
| 243   |       | 1     | 0.1%       |
| 244   |       | 1     | 0.1%       |
| 245   |       | 1     | 0.1%       |
| 246   |       | 1     | 0.1%       |
| 247   |       | 1     | 0.1%       |
| 248   |       | 1     | 0.1%       |
| 249   |       | 1     | 0.1%       |
| 250   |       | 1     | 0.1%       |
| 251   |       | 1     | 0.1%       |
| 252   |       | 1     | 0.1%       |
| 253   |       | 1     | 0.1%       |
| 254   |       | 1     | 0.1%       |

**File : NSD2071**

# Id\_nummer: ID number

| Value | Label | Cases | Percentage |
|-------|-------|-------|------------|
| 255   |       | 1     | 0.1%       |
| 256   |       | 1     | 0.1%       |
| 257   |       | 1     | 0.1%       |
| 258   |       | 1     | 0.1%       |
| 259   |       | 1     | 0.1%       |
| 260   |       | 1     | 0.1%       |
| 261   |       | 1     | 0.1%       |
| 262   |       | 1     | 0.1%       |
| 263   |       | 1     | 0.1%       |
| 264   |       | 1     | 0.1%       |
| 265   |       | 1     | 0.1%       |
| 266   |       | 1     | 0.1%       |
| 267   |       | 1     | 0.1%       |
| 268   |       | 1     | 0.1%       |
| 269   |       | 1     | 0.1%       |
| 270   |       | 1     | 0.1%       |
| 271   |       | 1     | 0.1%       |
| 272   |       | 1     | 0.1%       |
| 273   |       | 1     | 0.1%       |
| 274   |       | 1     | 0.1%       |
| 275   |       | 1     | 0.1%       |
| 276   |       | 1     | 0.1%       |
| 277   |       | 1     | 0.1%       |
| 278   |       | 1     | 0.1%       |
| 279   |       | 1     | 0.1%       |
| 280   |       | 1     | 0.1%       |
| 281   |       | 1     | 0.1%       |
| 282   |       | 1     | 0.1%       |
| 283   |       | 1     | 0.1%       |
| 284   |       | 1     | 0.1%       |
| 285   |       | 1     | 0.1%       |
| 286   |       | 1     | 0.1%       |
| 287   |       | 1     | 0.1%       |
| 288   |       | 1     | 0.1%       |
| 289   |       | 1     | 0.1%       |
| 290   |       | 1     | 0.1%       |
| 291   |       | 1     | 0.1%       |
| 292   |       | 1     | 0.1%       |
| 293   |       | 1     | 0.1%       |
| 294   |       | 1     | 0.1%       |
| 295   |       | 1     | 0.1%       |
| 296   |       | 1     | 0.1%       |
| 297   |       | 1     | 0.1%       |



**File : NSD2071**

# Id\_nummer: ID number

| Value | Label | Cases | Percentage |
|-------|-------|-------|------------|
| 298   |       | 1     | 0.1%       |
| 299   |       | 1     | 0.1%       |
| 300   |       | 1     | 0.1%       |
| 301   |       | 1     | 0.1%       |
| 302   |       | 1     | 0.1%       |
| 303   |       | 1     | 0.1%       |
| 304   |       | 1     | 0.1%       |
| 305   |       | 1     | 0.1%       |
| 306   |       | 1     | 0.1%       |
| 307   |       | 1     | 0.1%       |
| 308   |       | 1     | 0.1%       |
| 309   |       | 1     | 0.1%       |
| 310   |       | 1     | 0.1%       |
| 311   |       | 1     | 0.1%       |
| 312   |       | 1     | 0.1%       |
| 313   |       | 1     | 0.1%       |
| 314   |       | 1     | 0.1%       |
| 315   |       | 1     | 0.1%       |
| 316   |       | 1     | 0.1%       |
| 317   |       | 1     | 0.1%       |
| 318   |       | 1     | 0.1%       |
| 319   |       | 1     | 0.1%       |
| 320   |       | 1     | 0.1%       |
| 321   |       | 1     | 0.1%       |
| 322   |       | 1     | 0.1%       |
| 323   |       | 1     | 0.1%       |
| 324   |       | 1     | 0.1%       |
| 325   |       | 1     | 0.1%       |
| 326   |       | 1     | 0.1%       |
| 327   |       | 1     | 0.1%       |
| 328   |       | 1     | 0.1%       |
| 329   |       | 1     | 0.1%       |
| 330   |       | 1     | 0.1%       |
| 331   |       | 1     | 0.1%       |
| 332   |       | 1     | 0.1%       |
| 333   |       | 1     | 0.1%       |
| 334   |       | 1     | 0.1%       |
| 335   |       | 1     | 0.1%       |
| 336   |       | 1     | 0.1%       |
| 337   |       | 1     | 0.1%       |
| 338   |       | 1     | 0.1%       |
| 339   |       | 1     | 0.1%       |
| 340   |       | 1     | 0.1%       |

**File : NSD2071**

# Id\_nummer: ID number

| Value | Label | Cases | Percentage |
|-------|-------|-------|------------|
| 341   |       | 1     | 0.1%       |
| 342   |       | 1     | 0.1%       |
| 343   |       | 1     | 0.1%       |
| 344   |       | 1     | 0.1%       |
| 345   |       | 1     | 0.1%       |
| 346   |       | 1     | 0.1%       |
| 347   |       | 1     | 0.1%       |
| 348   |       | 1     | 0.1%       |
| 349   |       | 1     | 0.1%       |
| 350   |       | 1     | 0.1%       |
| 351   |       | 1     | 0.1%       |
| 352   |       | 1     | 0.1%       |
| 353   |       | 1     | 0.1%       |
| 354   |       | 1     | 0.1%       |
| 355   |       | 1     | 0.1%       |
| 356   |       | 1     | 0.1%       |
| 357   |       | 1     | 0.1%       |
| 358   |       | 1     | 0.1%       |
| 359   |       | 1     | 0.1%       |
| 360   |       | 1     | 0.1%       |
| 361   |       | 1     | 0.1%       |
| 362   |       | 1     | 0.1%       |
| 363   |       | 1     | 0.1%       |
| 364   |       | 1     | 0.1%       |
| 365   |       | 1     | 0.1%       |
| 366   |       | 1     | 0.1%       |
| 367   |       | 1     | 0.1%       |
| 368   |       | 1     | 0.1%       |
| 369   |       | 1     | 0.1%       |
| 370   |       | 1     | 0.1%       |
| 371   |       | 1     | 0.1%       |
| 372   |       | 1     | 0.1%       |
| 373   |       | 1     | 0.1%       |
| 374   |       | 1     | 0.1%       |
| 375   |       | 1     | 0.1%       |
| 376   |       | 1     | 0.1%       |
| 377   |       | 1     | 0.1%       |
| 378   |       | 1     | 0.1%       |
| 379   |       | 1     | 0.1%       |
| 380   |       | 1     | 0.1%       |
| 381   |       | 1     | 0.1%       |
| 382   |       | 1     | 0.1%       |
| 383   |       | 1     | 0.1%       |

**File : NSD2071**

# Id\_nummer: ID number

| Value | Label | Cases | Percentage |
|-------|-------|-------|------------|
| 384   |       | 1     | 0.1%       |
| 385   |       | 1     | 0.1%       |
| 386   |       | 1     | 0.1%       |
| 387   |       | 1     | 0.1%       |
| 388   |       | 1     | 0.1%       |
| 389   |       | 1     | 0.1%       |
| 390   |       | 1     | 0.1%       |
| 391   |       | 1     | 0.1%       |
| 392   |       | 1     | 0.1%       |
| 393   |       | 1     | 0.1%       |
| 394   |       | 1     | 0.1%       |
| 395   |       | 1     | 0.1%       |
| 396   |       | 1     | 0.1%       |
| 397   |       | 1     | 0.1%       |
| 398   |       | 1     | 0.1%       |
| 399   |       | 1     | 0.1%       |
| 400   |       | 1     | 0.1%       |
| 401   |       | 1     | 0.1%       |
| 402   |       | 1     | 0.1%       |
| 403   |       | 1     | 0.1%       |
| 404   |       | 1     | 0.1%       |
| 405   |       | 1     | 0.1%       |
| 406   |       | 1     | 0.1%       |
| 407   |       | 1     | 0.1%       |
| 408   |       | 1     | 0.1%       |
| 409   |       | 1     | 0.1%       |
| 410   |       | 1     | 0.1%       |
| 411   |       | 1     | 0.1%       |
| 412   |       | 1     | 0.1%       |
| 413   |       | 1     | 0.1%       |
| 414   |       | 1     | 0.1%       |
| 415   |       | 1     | 0.1%       |
| 416   |       | 1     | 0.1%       |
| 417   |       | 1     | 0.1%       |
| 418   |       | 1     | 0.1%       |
| 419   |       | 1     | 0.1%       |
| 420   |       | 1     | 0.1%       |
| 421   |       | 1     | 0.1%       |
| 422   |       | 1     | 0.1%       |
| 423   |       | 1     | 0.1%       |
| 424   |       | 1     | 0.1%       |
| 425   |       | 1     | 0.1%       |
| 426   |       | 1     | 0.1%       |

**File : NSD2071**

# Id\_nummer: ID number

| Value | Label | Cases | Percentage |
|-------|-------|-------|------------|
| 427   |       | 1     | 0.1%       |
| 428   |       | 1     | 0.1%       |
| 429   |       | 1     | 0.1%       |
| 430   |       | 1     | 0.1%       |
| 431   |       | 1     | 0.1%       |
| 432   |       | 1     | 0.1%       |
| 433   |       | 1     | 0.1%       |
| 434   |       | 1     | 0.1%       |
| 435   |       | 1     | 0.1%       |
| 436   |       | 1     | 0.1%       |
| 437   |       | 1     | 0.1%       |
| 438   |       | 1     | 0.1%       |
| 439   |       | 1     | 0.1%       |
| 440   |       | 1     | 0.1%       |
| 441   |       | 1     | 0.1%       |
| 442   |       | 1     | 0.1%       |
| 443   |       | 1     | 0.1%       |
| 444   |       | 1     | 0.1%       |
| 445   |       | 1     | 0.1%       |
| 446   |       | 1     | 0.1%       |
| 447   |       | 1     | 0.1%       |
| 448   |       | 1     | 0.1%       |
| 449   |       | 1     | 0.1%       |
| 450   |       | 1     | 0.1%       |
| 451   |       | 1     | 0.1%       |
| 452   |       | 1     | 0.1%       |
| 453   |       | 1     | 0.1%       |
| 454   |       | 1     | 0.1%       |
| 455   |       | 1     | 0.1%       |
| 456   |       | 1     | 0.1%       |
| 457   |       | 1     | 0.1%       |
| 458   |       | 1     | 0.1%       |
| 459   |       | 1     | 0.1%       |
| 460   |       | 1     | 0.1%       |
| 461   |       | 1     | 0.1%       |
| 462   |       | 1     | 0.1%       |
| 463   |       | 1     | 0.1%       |
| 464   |       | 1     | 0.1%       |
| 465   |       | 1     | 0.1%       |
| 466   |       | 1     | 0.1%       |
| 467   |       | 1     | 0.1%       |
| 468   |       | 1     | 0.1%       |
| 469   |       | 1     | 0.1%       |

**File : NSD2071**

# Id\_nummer: ID number

| Value | Label | Cases | Percentage |
|-------|-------|-------|------------|
| 470   |       | 1     | 0.1%       |
| 471   |       | 1     | 0.1%       |
| 472   |       | 1     | 0.1%       |
| 473   |       | 1     | 0.1%       |
| 474   |       | 1     | 0.1%       |
| 475   |       | 1     | 0.1%       |
| 476   |       | 1     | 0.1%       |
| 477   |       | 1     | 0.1%       |
| 478   |       | 1     | 0.1%       |
| 479   |       | 1     | 0.1%       |
| 480   |       | 1     | 0.1%       |
| 481   |       | 1     | 0.1%       |
| 482   |       | 1     | 0.1%       |
| 483   |       | 1     | 0.1%       |
| 484   |       | 1     | 0.1%       |
| 485   |       | 1     | 0.1%       |
| 486   |       | 1     | 0.1%       |
| 487   |       | 1     | 0.1%       |
| 488   |       | 1     | 0.1%       |
| 489   |       | 1     | 0.1%       |
| 490   |       | 1     | 0.1%       |
| 491   |       | 1     | 0.1%       |
| 492   |       | 1     | 0.1%       |
| 493   |       | 1     | 0.1%       |
| 494   |       | 1     | 0.1%       |
| 495   |       | 1     | 0.1%       |
| 496   |       | 1     | 0.1%       |
| 497   |       | 1     | 0.1%       |
| 498   |       | 1     | 0.1%       |
| 499   |       | 1     | 0.1%       |
| 500   |       | 1     | 0.1%       |
| 501   |       | 1     | 0.1%       |
| 502   |       | 1     | 0.1%       |
| 503   |       | 1     | 0.1%       |
| 504   |       | 1     | 0.1%       |
| 505   |       | 1     | 0.1%       |
| 506   |       | 1     | 0.1%       |
| 507   |       | 1     | 0.1%       |
| 508   |       | 1     | 0.1%       |
| 509   |       | 1     | 0.1%       |
| 510   |       | 1     | 0.1%       |
| 511   |       | 1     | 0.1%       |
| 512   |       | 1     | 0.1%       |

**File : NSD2071**

# Id\_nummer: ID number

| Value | Label | Cases | Percentage |
|-------|-------|-------|------------|
| 513   |       | 1     | 0.1%       |
| 514   |       | 1     | 0.1%       |
| 515   |       | 1     | 0.1%       |
| 516   |       | 1     | 0.1%       |
| 517   |       | 1     | 0.1%       |
| 518   |       | 1     | 0.1%       |
| 519   |       | 1     | 0.1%       |
| 520   |       | 1     | 0.1%       |
| 521   |       | 1     | 0.1%       |
| 522   |       | 1     | 0.1%       |
| 523   |       | 1     | 0.1%       |
| 524   |       | 1     | 0.1%       |
| 525   |       | 1     | 0.1%       |
| 526   |       | 1     | 0.1%       |
| 527   |       | 1     | 0.1%       |
| 528   |       | 1     | 0.1%       |
| 529   |       | 1     | 0.1%       |
| 530   |       | 1     | 0.1%       |
| 531   |       | 1     | 0.1%       |
| 532   |       | 1     | 0.1%       |
| 533   |       | 1     | 0.1%       |
| 534   |       | 1     | 0.1%       |
| 535   |       | 1     | 0.1%       |
| 536   |       | 1     | 0.1%       |
| 537   |       | 1     | 0.1%       |
| 538   |       | 1     | 0.1%       |
| 539   |       | 1     | 0.1%       |
| 540   |       | 1     | 0.1%       |
| 541   |       | 1     | 0.1%       |
| 542   |       | 1     | 0.1%       |
| 543   |       | 1     | 0.1%       |
| 544   |       | 1     | 0.1%       |
| 545   |       | 1     | 0.1%       |
| 546   |       | 1     | 0.1%       |
| 547   |       | 1     | 0.1%       |
| 548   |       | 1     | 0.1%       |
| 549   |       | 1     | 0.1%       |
| 550   |       | 1     | 0.1%       |
| 551   |       | 1     | 0.1%       |
| 552   |       | 1     | 0.1%       |
| 553   |       | 1     | 0.1%       |
| 554   |       | 1     | 0.1%       |
| 555   |       | 1     | 0.1%       |

**File : NSD2071**

# Id\_nummer: ID number

| Value | Label | Cases | Percentage |
|-------|-------|-------|------------|
| 556   |       | 1     | 0.1%       |
| 557   |       | 1     | 0.1%       |
| 558   |       | 1     | 0.1%       |
| 559   |       | 1     | 0.1%       |
| 560   |       | 1     | 0.1%       |
| 561   |       | 1     | 0.1%       |
| 562   |       | 1     | 0.1%       |
| 563   |       | 1     | 0.1%       |
| 564   |       | 1     | 0.1%       |
| 565   |       | 1     | 0.1%       |
| 566   |       | 1     | 0.1%       |
| 567   |       | 1     | 0.1%       |
| 568   |       | 1     | 0.1%       |
| 569   |       | 1     | 0.1%       |
| 570   |       | 1     | 0.1%       |
| 571   |       | 1     | 0.1%       |
| 572   |       | 1     | 0.1%       |
| 573   |       | 1     | 0.1%       |
| 574   |       | 1     | 0.1%       |
| 575   |       | 1     | 0.1%       |
| 576   |       | 1     | 0.1%       |
| 577   |       | 1     | 0.1%       |
| 578   |       | 1     | 0.1%       |
| 579   |       | 1     | 0.1%       |
| 580   |       | 1     | 0.1%       |
| 581   |       | 1     | 0.1%       |
| 582   |       | 1     | 0.1%       |
| 583   |       | 1     | 0.1%       |
| 584   |       | 1     | 0.1%       |
| 585   |       | 1     | 0.1%       |
| 586   |       | 1     | 0.1%       |
| 587   |       | 1     | 0.1%       |
| 588   |       | 1     | 0.1%       |
| 589   |       | 1     | 0.1%       |
| 590   |       | 1     | 0.1%       |
| 591   |       | 1     | 0.1%       |
| 592   |       | 1     | 0.1%       |
| 593   |       | 1     | 0.1%       |
| 594   |       | 1     | 0.1%       |
| 595   |       | 1     | 0.1%       |
| 596   |       | 1     | 0.1%       |
| 597   |       | 1     | 0.1%       |
| 598   |       | 1     | 0.1%       |

**File : NSD2071**

# Id\_nummer: ID number

| Value | Label | Cases | Percentage |
|-------|-------|-------|------------|
| 599   |       | 1     | 0.1%       |
| 600   |       | 1     | 0.1%       |
| 601   |       | 1     | 0.1%       |
| 602   |       | 1     | 0.1%       |
| 603   |       | 1     | 0.1%       |
| 604   |       | 1     | 0.1%       |
| 605   |       | 1     | 0.1%       |
| 606   |       | 1     | 0.1%       |
| 607   |       | 1     | 0.1%       |
| 608   |       | 1     | 0.1%       |
| 609   |       | 1     | 0.1%       |
| 610   |       | 1     | 0.1%       |
| 611   |       | 1     | 0.1%       |
| 612   |       | 1     | 0.1%       |
| 613   |       | 1     | 0.1%       |
| 614   |       | 1     | 0.1%       |
| 615   |       | 1     | 0.1%       |
| 616   |       | 1     | 0.1%       |
| 617   |       | 1     | 0.1%       |
| 618   |       | 1     | 0.1%       |
| 619   |       | 1     | 0.1%       |
| 620   |       | 1     | 0.1%       |
| 621   |       | 1     | 0.1%       |
| 622   |       | 1     | 0.1%       |
| 623   |       | 1     | 0.1%       |
| 624   |       | 1     | 0.1%       |
| 625   |       | 1     | 0.1%       |
| 626   |       | 1     | 0.1%       |
| 627   |       | 1     | 0.1%       |
| 628   |       | 1     | 0.1%       |
| 629   |       | 1     | 0.1%       |
| 630   |       | 1     | 0.1%       |
| 631   |       | 1     | 0.1%       |
| 632   |       | 1     | 0.1%       |
| 633   |       | 1     | 0.1%       |
| 634   |       | 1     | 0.1%       |
| 635   |       | 1     | 0.1%       |
| 636   |       | 1     | 0.1%       |
| 637   |       | 1     | 0.1%       |
| 638   |       | 1     | 0.1%       |
| 639   |       | 1     | 0.1%       |
| 640   |       | 1     | 0.1%       |
| 641   |       | 1     | 0.1%       |



**File : NSD2071**

# Id\_nummer: ID number

| Value | Label | Cases | Percentage |
|-------|-------|-------|------------|
| 642   |       | 1     | 0.1%       |
| 643   |       | 1     | 0.1%       |
| 644   |       | 1     | 0.1%       |
| 645   |       | 1     | 0.1%       |
| 646   |       | 1     | 0.1%       |
| 647   |       | 1     | 0.1%       |
| 648   |       | 1     | 0.1%       |
| 649   |       | 1     | 0.1%       |
| 650   |       | 1     | 0.1%       |
| 651   |       | 1     | 0.1%       |
| 652   |       | 1     | 0.1%       |
| 653   |       | 1     | 0.1%       |
| 654   |       | 1     | 0.1%       |
| 655   |       | 1     | 0.1%       |
| 656   |       | 1     | 0.1%       |
| 657   |       | 1     | 0.1%       |
| 658   |       | 1     | 0.1%       |
| 659   |       | 1     | 0.1%       |
| 660   |       | 1     | 0.1%       |
| 661   |       | 1     | 0.1%       |
| 662   |       | 1     | 0.1%       |
| 663   |       | 1     | 0.1%       |
| 664   |       | 1     | 0.1%       |
| 665   |       | 1     | 0.1%       |
| 666   |       | 1     | 0.1%       |
| 667   |       | 1     | 0.1%       |
| 668   |       | 1     | 0.1%       |
| 669   |       | 1     | 0.1%       |
| 670   |       | 1     | 0.1%       |
| 671   |       | 1     | 0.1%       |
| 672   |       | 1     | 0.1%       |
| 673   |       | 1     | 0.1%       |
| 674   |       | 1     | 0.1%       |
| 675   |       | 1     | 0.1%       |
| 676   |       | 1     | 0.1%       |
| 677   |       | 1     | 0.1%       |
| 678   |       | 1     | 0.1%       |
| 679   |       | 1     | 0.1%       |
| 680   |       | 1     | 0.1%       |
| 681   |       | 1     | 0.1%       |
| 682   |       | 1     | 0.1%       |
| 683   |       | 1     | 0.1%       |
| 684   |       | 1     | 0.1%       |

**File : NSD2071**

# Id\_nummer: ID number

| Value | Label | Cases | Percentage |
|-------|-------|-------|------------|
| 685   |       | 1     | 0.1%       |
| 686   |       | 1     | 0.1%       |
| 687   |       | 1     | 0.1%       |
| 688   |       | 1     | 0.1%       |
| 689   |       | 1     | 0.1%       |
| 690   |       | 1     | 0.1%       |
| 691   |       | 1     | 0.1%       |
| 692   |       | 1     | 0.1%       |
| 693   |       | 1     | 0.1%       |
| 694   |       | 1     | 0.1%       |
| 695   |       | 1     | 0.1%       |
| 696   |       | 1     | 0.1%       |
| 697   |       | 1     | 0.1%       |
| 698   |       | 1     | 0.1%       |
| 699   |       | 1     | 0.1%       |
| 700   |       | 1     | 0.1%       |
| 701   |       | 1     | 0.1%       |
| 702   |       | 1     | 0.1%       |
| 703   |       | 1     | 0.1%       |
| 704   |       | 1     | 0.1%       |
| 705   |       | 1     | 0.1%       |
| 706   |       | 1     | 0.1%       |
| 707   |       | 1     | 0.1%       |
| 708   |       | 1     | 0.1%       |
| 709   |       | 1     | 0.1%       |
| 710   |       | 1     | 0.1%       |
| 711   |       | 1     | 0.1%       |
| 712   |       | 1     | 0.1%       |
| 713   |       | 1     | 0.1%       |
| 714   |       | 1     | 0.1%       |
| 715   |       | 1     | 0.1%       |
| 716   |       | 1     | 0.1%       |
| 717   |       | 1     | 0.1%       |
| 718   |       | 1     | 0.1%       |
| 719   |       | 1     | 0.1%       |
| 720   |       | 1     | 0.1%       |
| 721   |       | 1     | 0.1%       |
| 722   |       | 1     | 0.1%       |
| 723   |       | 1     | 0.1%       |
| 724   |       | 1     | 0.1%       |
| 725   |       | 1     | 0.1%       |
| 726   |       | 1     | 0.1%       |
| 727   |       | 1     | 0.1%       |

## File : NSD2071

### # Id\_nummer: ID number

| Value | Label | Cases | Percentage |
|-------|-------|-------|------------|
| 728   |       | 1     | 0.1%       |
| 729   |       | 1     | 0.1%       |
| 730   |       | 1     | 0.1%       |
| 731   |       | 1     | 0.1%       |
| 732   |       | 1     | 0.1%       |
| 733   |       | 1     | 0.1%       |
| 734   |       | 1     | 0.1%       |
| 735   |       | 1     | 0.1%       |
| 736   |       | 1     | 0.1%       |
| 737   |       | 1     | 0.1%       |
| 738   |       | 1     | 0.1%       |
| 739   |       | 1     | 0.1%       |
| 740   |       | 1     | 0.1%       |
| 741   |       | 1     | 0.1%       |
| 742   |       | 1     | 0.1%       |
| 743   |       | 1     | 0.1%       |
| 744   |       | 1     | 0.1%       |
| 745   |       | 1     | 0.1%       |
| 746   |       | 1     | 0.1%       |
| 747   |       | 1     | 0.1%       |
| 748   |       | 1     | 0.1%       |
| 749   |       | 1     | 0.1%       |
| 750   |       | 1     | 0.1%       |
| 751   |       | 1     | 0.1%       |
| 752   |       | 1     | 0.1%       |

Warning: these figures indicate the number of cases found in the data file. They cannot be interpreted as summary statistics of the population of interest.

### # Kjonn: Gender

|                           |  |
|---------------------------|--|
| <b>Information</b>        | [Type= discrete] [Format=numeric] [Range= 1-2] [Missing=*] |
| <b>Statistics [NW/ W]</b> | [Valid=752 /-] [Invalid=0 /-]                              |
| <b>Literal question</b>   | Gender   |
| <b>Concepts</b>           | Gender   |

| Value | Label  | Cases | Percentage |
|-------|--------|-------|------------|
| 1     | Male   | 335   | 44.5%      |
| 2     | Female | 417   | 55.5%      |

Warning: these figures indicate the number of cases found in the data file. They cannot be interpreted as summary statistics of the population of interest.

### # Invkat: Immigration category

|                           |   |
|---------------------------|---|
| <b>Information</b>        | [Type= discrete] [Format=character] [Missing=*] |
| <b>Statistics [NW/ W]</b> | [Valid=752 /-] [Invalid=0 /-]                   |
| <b>Literal question</b>   | Immigration category                            |
| <b>Concepts</b>           | Immigration, Immigrants                         |

## File : NSD2071

### # Invkat: Immigration category

| Value | Label                               | Cases | Percentage |
|-------|-------------------------------------|-------|------------|
| B     | Immigrant                           | 713   | 94.8%      |
| C     | Norwegian-born to immigrant parents | 39    | 5.2%       |

Warning: these figures indicate the number of cases found in the data file. They cannot be interpreted as summary statistics of the population of interest.

### # Innvgrunn: Immigration reason

|                           |   |
|---------------------------|---|
| <b>Information</b>        | [Type= discrete] [Format=character] [Missing=*] |
| <b>Statistics [NW/ W]</b> | [Valid=539 /-] [Invalid=0 /-]                   |
| <b>Literal question</b>   | Immigration reason                              |
| <b>Concepts</b>           | Immigration, Immigrants                         |

| Value | Label | Cases | Percentage |
|-------|-------|-------|------------|
| ANN   |       | 1     | 0.2%       |
| ARB   |       | 46    | 8.5%       |
| FAM   |       | 276   | 51.2%      |
| FLU   |       | 167   | 31.0%      |
| UTD   |       | 46    | 8.5%       |
| UUU   |       | 3     | 0.6%       |

Warning: these figures indicate the number of cases found in the data file. They cannot be interpreted as summary statistics of the population of interest.

### # Inntgrp: Total income in interval

|                           |  |
|---------------------------|--|
| <b>Information</b>        | [Type= discrete] [Format=numeric] [Range= 1-6] [Missing=*] |
| <b>Statistics [NW/ W]</b> | [Valid=752 /-] [Invalid=0 /-]                              |
| <b>Literal question</b>   | Total income in interval                                   |
| <b>Concepts</b>           | Income   |

| Value | Label             | Cases | Percentage |
|-------|-------------------|-------|------------|
| 1     | Under 50 000      | 65    | 8.6%       |
| 2     | 50 000 - 149 999  | 96    | 12.8%      |
| 3     | 150 000 - 199 999 | 71    | 9.4%       |
| 4     | 200 000 - 399 999 | 316   | 42.0%      |
| 5     | 400 000 - 499 999 | 108   | 14.4%      |
| 6     | 500 000 or more   | 96    | 12.8%      |

Warning: these figures indicate the number of cases found in the data file. They cannot be interpreted as summary statistics of the population of interest.

### # Typarb4: Status in the labor market

|                           |  |
|---------------------------|--|
| <b>Information</b>        | [Type= discrete] [Format=numeric] [Range= 1-7] [Missing=*] |
| <b>Statistics [NW/ W]</b> | [Valid=490 /-] [Invalid=262 /-]                            |
| <b>Literal question</b>   | Status in the labor market                                 |
| <b>Concepts</b>           | Labour and employment                                      |

| Value | Label   | Cases | Percentage |
|-------|---|-------|------------|
| 1     | Qualifying employment                               | 426   | 86.9%      |
| 2     | Secondary employment                                | 19    | 3.9%       |
| 4     | Inactive employment ended before the reference date | 43    | 8.8%       |
| 5     | Inactive employment ended after the reference date  | 0     |            |
| 6     | Invalid maritime employment                         | 0     |            |

## File : NSD2071

### # Typarb4: Status in the labor market

| Value   | Label                        | Cases | Percentage |
|---------|------------------------------|-------|------------|
| 7       | Invalid Secondary employment | 2     | 0.4%       |
| Sysmiss |                              | 262   |            |

Warning: these figures indicate the number of cases found in the data file. They cannot be interpreted as summary statistics of the population of interest.

### # Nace\_sn07: Trade, the current standard 07.

|                           |   |
|---------------------------|---|
| <b>Information</b>        | [Type= discrete] [Format=character] [Missing=*] |
| <b>Statistics [NW/ W]</b> | [Valid=490 /-] [Invalid=0 /-]                   |
| <b>Literal question</b>   | Trade, the current standard 07.                 |
| <b>Concepts</b>           | Labour and employment                           |

| Value  | Label | Cases | Percentage |
|--------|-------|-------|------------|
| 41188, |       | 3     | 0.6%       |
| 41191, |       | 1     | 0.2%       |
| 41198, |       | 1     | 0.2%       |
| 41241, |       | 1     | 0.2%       |
| 41260, |       | 1     | 0.2%       |
| 44256, |       | 1     | 0.2%       |
| 58.11  |       | 1     | 0.2%       |
| 58.12  |       | 1     | 0.2%       |
| C      |       | 39    | 8.0%       |
| E      |       | 1     | 0.2%       |
| F      |       | 15    | 3.1%       |
| G      |       | 51    | 10.4%      |
| H      |       | 32    | 6.5%       |
| I      |       | 26    | 5.3%       |
| J      |       | 12    | 2.4%       |
| K      |       | 7     | 1.4%       |
| L      |       | 6     | 1.2%       |
| M      |       | 21    | 4.3%       |
| N      |       | 33    | 6.7%       |
| O      |       | 147   | 30.0%      |
| P      |       | 23    | 4.7%       |
| Q      |       | 56    | 11.4%      |
| R      |       | 1     | 0.2%       |
| S      |       | 10    | 2.0%       |

Warning: these figures indicate the number of cases found in the data file. They cannot be interpreted as summary statistics of the population of interest.

### # Utdniva: Education

|                           |  |
|---------------------------|--|
| <b>Information</b>        | [Type= discrete] [Format=numeric] [Range= 0-9] [Missing=*] |
| <b>Statistics [NW/ W]</b> | [Valid=749 /-] [Invalid=3 /-]                              |
| <b>Literal question</b>   | Education  |
| <b>Concepts</b>           | Education, Educational levels                              |

| Value | Label        | Cases | Percentage |
|-------|--------------|-------|------------|
| 0     | No education | 8     | 1.1%       |

## File : NSD2071

### # Utdniva: Education

| Value   | Label                        | Cases | Percentage |
|---------|------------------------------|-------|------------|
| 1       | Primary school               | 28    | 3.7%       |
| 2       | Middle school                | 143   | 19.1%      |
| 3       | High school, basic education | 20    | 2.7%       |
| 4       | High school, final           | 100   | 13.4%      |
| 5       | Supplemental qualification   | 8     | 1.1%       |
| 6       | University, undergraduate    | 133   | 17.8%      |
| 7       | University, higher           | 68    | 9.1%       |
| 8       | Researcher education         | 16    | 2.1%       |
| 9       | Unspecified                  | 225   | 30.0%      |
| Sysmiss |                              | 3     |            |

Warning: these figures indicate the number of cases found in the data file. They cannot be interpreted as summary statistics of the population of interest.

### # Utdfelt: Educational field

|                           |  |
|---------------------------|--|
| <b>Information</b>        | [Type= discrete] [Format=numeric] [Range= 0-9] [Missing=*] |
| <b>Statistics [NW/ W]</b> | [Valid=749 /-] [Invalid=3 /-]                              |
| <b>Literal question</b>   | Educational field  |
| <b>Concepts</b>           | Education  |

| Value   | Label  | Cases | Percentage |
|---------|--|-------|------------|
| 0       | General subjects   | 195   | 26.0%      |
| 1       | Humanities and arts  | 27    | 3.6%       |
| 2       | Teacher training and pedagogy  | 22    | 2.9%       |
| 3       | Social sciences and law  | 20    | 2.7%       |
| 4       | Economic and administrative sciences                                     | 39    | 5.2%       |
| 5       | Natural sciences, craft trades and technical subjects                    | 75    | 10.0%      |
| 6       | Health, welfare and sports disciplines                                   | 73    | 9.7%       |
| 7       | Primary Industry subjects  | 7     | 0.9%       |
| 8       | Transport and communications, safety subjects and other service subjects | 6     | 0.8%       |
| 9       | Unspecified fields   | 285   | 38.1%      |
| Sysmiss |  | 3     |            |

Warning: these figures indicate the number of cases found in the data file. They cannot be interpreted as summary statistics of the population of interest.

### # Vekt\_lu: Weights

|                           |   |
|---------------------------|---|
| <b>Information</b>        | [Type= discrete] [Format=character] [Missing=*] |
| <b>Statistics [NW/ W]</b> | [Valid=752 /-] [Invalid=0 /-]                   |
| <b>Literal question</b>   | Weights   |
| <b>Concepts</b>           | Interviews (data collection)                    |

| Value        | Label | Cases | Percentage |
|--------------|-------|-------|------------|
| 100.76234694 |       | 23    | 3.1%       |
| 102.52816265 |       | 11    | 1.5%       |
| 103.4107234  |       | 2     | 0.3%       |
| 106.00212121 |       | 17    | 2.3%       |
| 107.13252632 |       | 17    | 2.3%       |
| 110.62159639 |       | 15    | 2.0%       |

# File : NSD2071

## # Vekt\_lu: Weights

| Value        | Label | Cases | Percentage |
|--------------|-------|-------|------------|
| 113.51210843 |       | 12    | 1.6%       |
| 122.50021277 |       | 18    | 2.4%       |
| 124.40517172 |       | 5     | 0.7%       |
| 147.8710101  |       | 26    | 3.5%       |
| 156.86978916 |       | 12    | 1.6%       |
| 165.10604819 |       | 16    | 2.1%       |
| 165.77958333 |       | 21    | 2.8%       |
| 170.46553535 |       | 23    | 3.1%       |
| 19.819202128 |       | 7     | 0.9%       |
| 19.973114754 |       | 15    | 2.0%       |
| 197.94226506 |       | 10    | 1.3%       |
| 200.60526316 |       | 8     | 1.1%       |
| 21.423157895 |       | 1     | 0.1%       |
| 235.02243373 |       | 13    | 1.7%       |
| 235.21966867 |       | 11    | 1.5%       |
| 24.71704918  |       | 13    | 1.7%       |
| 253.55357447 |       | 6     | 0.8%       |
| 27.230842105 |       | 24    | 3.2%       |
| 27.381473684 |       | 11    | 1.5%       |
| 283.47421687 |       | 11    | 1.5%       |
| 283.61024096 |       | 21    | 2.8%       |
| 29.793442623 |       | 30    | 4.0%       |
| 29.825052632 |       | 11    | 1.5%       |
| 29.875       |       | 5     | 0.7%       |
| 310.20154386 |       | 9     | 1.2%       |
| 35.646595745 |       | 10    | 1.3%       |
| 358.24491228 |       | 12    | 1.6%       |
| 367.72754217 |       | 14    | 1.9%       |
| 38.076315789 |       | 9     | 1.2%       |
| 42.465050505 |       | 5     | 0.7%       |
| 43.817052632 |       | 21    | 2.8%       |
| 45.491717172 |       | 12    | 1.6%       |
| 45.992842105 |       | 29    | 3.9%       |
| 498.3106747  |       | 18    | 2.4%       |
| 51.576734694 |       | 21    | 2.8%       |
| 52.742723404 |       | 2     | 0.3%       |
| 55.707340426 |       | 2     | 0.3%       |
| 56.470105263 |       | 23    | 3.1%       |
| 60.385638298 |       | 15    | 2.0%       |
| 61.214510638 |       | 25    | 3.3%       |
| 65.908721311 |       | 3     | 0.4%       |
| 70.308126316 |       | 33    | 4.4%       |
| 70.571632653 |       | 5     | 0.7%       |

# File : NSD2071

## # Vekt\_lu: Weights

| Value        | Label | Cases | Percentage |
|--------------|-------|-------|------------|
| 72.939649123 |       | 13    | 1.7%       |
| 79.690175439 |       | 15    | 2.0%       |
| 80.281117021 |       | 2     | 0.3%       |
| 83.617263158 |       | 11    | 1.5%       |
| 86.345833333 |       | 15    | 2.0%       |
| 9.2496385542 |       | 2     | 0.3%       |
| 91.121010101 |       | 11    | 1.5%       |

Warning: these figures indicate the number of cases found in the data file. They cannot be interpreted as summary statistics of the population of interest.

## # Vekt\_lu2: Weights

|                           |   |
|---------------------------|---|
| <b>Information</b>        | [Type= discrete] [Format=numeric] [Range= 1-56] [Missing=*] |
| <b>Statistics [NW/ W]</b> | [Valid=752 /-] [Invalid=0 /-]                               |
| <b>Literal question</b>   | Weights   |
| <b>Concepts</b>           | Interviews (data collection)                                |

| Value | Label        | Cases | Percentage |
|-------|--------------|-------|------------|
| 1     | 100.76234694 | 23    | 3.1%       |
| 2     | 102.52816265 | 11    | 1.5%       |
| 3     | 103.4107234  | 2     | 0.3%       |
| 4     | 106.00212121 | 17    | 2.3%       |
| 5     | 107.13252632 | 17    | 2.3%       |
| 6     | 110.62159639 | 15    | 2.0%       |
| 7     | 113.51210843 | 12    | 1.6%       |
| 8     | 122.50021277 | 18    | 2.4%       |
| 9     | 124.40517172 | 5     | 0.7%       |
| 10    | 147.8710101  | 26    | 3.5%       |
| 11    | 156.86978916 | 12    | 1.6%       |
| 12    | 165.10604819 | 16    | 2.1%       |
| 13    | 165.77958333 | 21    | 2.8%       |
| 14    | 170.46553535 | 23    | 3.1%       |
| 15    | 19.819202128 | 7     | 0.9%       |
| 16    | 19.973114754 | 15    | 2.0%       |
| 17    | 197.94226506 | 10    | 1.3%       |
| 18    | 200.60526316 | 8     | 1.1%       |
| 19    | 21.423157895 | 1     | 0.1%       |
| 20    | 235.02243373 | 13    | 1.7%       |
| 21    | 235.21966867 | 11    | 1.5%       |
| 22    | 24.71704918  | 13    | 1.7%       |
| 23    | 253.55357447 | 6     | 0.8%       |
| 24    | 27.230842105 | 24    | 3.2%       |
| 25    | 27.381473684 | 11    | 1.5%       |
| 26    | 283.47421687 | 11    | 1.5%       |
| 27    | 283.61024096 | 21    | 2.8%       |
| 28    | 29.793442623 | 30    | 4.0%       |



# File : NSD2071

## # Vekt\_lu2: Weights

| Value | Label        | Cases | Percentage |
|-------|--------------|-------|------------|
| 29    | 29.825052632 | 11    | 1.5%       |
| 30    | 29.875       | 5     | 0.7%       |
| 31    | 310.20154386 | 9     | 1.2%       |
| 32    | 35.646595745 | 10    | 1.3%       |
| 33    | 358.24491228 | 12    | 1.6%       |
| 34    | 367.72754217 | 14    | 1.9%       |
| 35    | 38.076315789 | 9     | 1.2%       |
| 36    | 42.465050505 | 5     | 0.7%       |
| 37    | 43.817052632 | 21    | 2.8%       |
| 38    | 45.491717172 | 12    | 1.6%       |
| 39    | 45.992842105 | 29    | 3.9%       |
| 40    | 498.3106747  | 18    | 2.4%       |
| 41    | 51.576734694 | 21    | 2.8%       |
| 42    | 52.742723404 | 2     | 0.3%       |
| 43    | 55.707340426 | 2     | 0.3%       |
| 44    | 56.470105263 | 23    | 3.1%       |
| 45    | 60.385638298 | 15    | 2.0%       |
| 46    | 61.214510638 | 25    | 3.3%       |
| 47    | 65.908721311 | 3     | 0.4%       |
| 48    | 70.308126316 | 33    | 4.4%       |
| 49    | 70.571632653 | 5     | 0.7%       |
| 50    | 72.939649123 | 13    | 1.7%       |
| 51    | 79.690175439 | 15    | 2.0%       |
| 52    | 80.281117021 | 2     | 0.3%       |
| 53    | 83.617263158 | 11    | 1.5%       |
| 54    | 86.345833333 | 15    | 2.0%       |
| 55    | 9.2496385542 | 2     | 0.3%       |
| 56    | 91.121010101 | 11    | 1.5%       |

Warning: these figures indicate the number of cases found in the data file. They cannot be interpreted as summary statistics of the population of interest.

## # Spm1: How interested are you in politics? Are you...

|                           |  |
|---------------------------|--|
| <b>Information</b>        | [Type= discrete] [Format=numeric] [Range= 1-4] [Missing=*] |
| <b>Statistics [NW/ W]</b> | [Valid=750 /-] [Invalid=2 /-]                              |
| <b>Literal question</b>   | How interested are you in politics? Are you...             |
| <b>Concepts</b>           | Policy, Political interest                                 |

| Value   | Label                    | Cases | Percentage |
|---------|--------------------------|-------|------------|
| 1       | Very interested          | 95    | 12.7%      |
| 2       | Fairly interested        | 295   | 39.3%      |
| 3       | Not very interested      | 321   | 42.8%      |
| 4       | Completely disinterested | 39    | 5.2%       |
| Sysmiss |                          | 2     |            |

Warning: these figures indicate the number of cases found in the data file. They cannot be interpreted as summary statistics of the population of interest.

## File : NSD2071

### # Spm2: Which party or list did you vote for in the municipal council election?

|                           |   |
|---------------------------|---|
| <b>Information</b>        | [Type= discrete] [Format=numeric] [Range= 1-99] [Missing=*]             |
| <b>Statistics [NW/ W]</b> | [Valid=745 /-] [Invalid=7 /-]   |
| <b>Literal question</b>   | Which party or list did you vote for in the municipal council election? |
| <b>Concepts</b>           | Elections, Political allegiance   |

| Value   | Label                 | Cases | Percentage |
|---------|-----------------------|-------|------------|
| 1       | Rødt                  | 22    | 3.0%       |
| 2       | Sv                    | 41    | 5.5%       |
| 3       | Ap                    | 366   | 49.1%      |
| 4       | Sp                    | 7     | 0.9%       |
| 5       | Krf                   | 24    | 3.2%       |
| 6       | V                     | 38    | 5.1%       |
| 7       | H                     | 122   | 16.4%      |
| 8       | Frp                   | 45    | 6.0%       |
| 9       | Other                 | 9     | 1.2%       |
| 10      | Do not wish to answer | 36    | 4.8%       |
| 11      | Do not wish to answer | 7     | 0.9%       |
| 12      | Do not wish to answer | 18    | 2.4%       |
| 99      |                       | 10    | 1.3%       |
| Sysmiss |                       | 7     |            |

*Warning: these figures indicate the number of cases found in the data file. They cannot be interpreted as summary statistics of the population of interest.*

### # Spm3: In the municipal council election, did you give personal votes to one or several persons?

|                           |  |
|---------------------------|--|
| <b>Information</b>        | [Type= discrete] [Format=numeric] [Range= 0-9] [Missing=*]   |
| <b>Statistics [NW/ W]</b> | [Valid=752 /-] [Invalid=0 /-]  |
| <b>Pre-question</b>       | In the municipal council election you can influence which candidates are elected by making changes on the ballot paper, i.e. by giving personal votes. |
| <b>Literal question</b>   | In the municipal council election, did you give personal votes to one or several persons?  |
| <b>Post-question</b>      | If yes - go to question 4<br>If no or don't know - go to question 5  |
| <b>Concepts</b>           | Policy, Elections, Political participation   |

| Value | Label       | Cases | Percentage |
|-------|-------------|-------|------------|
| 0     |             | 9     | 1.2%       |
| 1     | Yes         | 397   | 52.8%      |
| 2     | No          | 306   | 40.7%      |
| 3     | Do not know | 39    | 5.2%       |
| 9     |             | 1     | 0.1%       |




*Warning: these figures indicate the number of cases found in the data file. They cannot be interpreted as summary statistics of the population of interest.*

### # Spm4a: Did you give a personal vote to one or several persons with background from your or your parents' country of origin

|                           |  |
|---------------------------|--|
| <b>Information</b>        | [Type= discrete] [Format=numeric] [Range= 1-3] [Missing=*]   |
| <b>Statistics [NW/ W]</b> | [Valid=383 /-] [Invalid=369 /-]  |
| <b>Literal question</b>   | Did you give a personal vote to one or several persons...<br><br>... A. with background from your or your parents' country of origin |





## File : NSD2071

### # Spm4a: Did you give a personal vote to one or several persons with background from your or your parents' country of origin

| <b>Concepts</b> | Policy, Elections, Political participation |       |  |
|-----------------|--|-------|--|
| Value           | Label                                      | Cases | Percentage   |
| 1               | Yes  | 59    |  15.4%  |
| 2               | No   | 308   |  80.4% |
| 3               | Do not know                                | 16    |  4.2%  |
| Sysmiss         |  | 369   |  |




*Warning: these figures indicate the number of cases found in the data file. They cannot be interpreted as summary statistics of the population of interest.*

### # Spm4b: Did you give a personal vote to one or several persons with background from Norway

| <b>Information</b>        | [Type= discrete] [Format=numeric] [Range= 1-9] [Missing=*]                                      |       |  |
|---------------------------|---|-------|--|
| <b>Statistics [NW/ W]</b> | [Valid=429 /-] [Invalid=323 /-]   |       |  |
| <b>Literal question</b>   | Did you give a personal vote to one or several persons...<br>... B. with background from Norway |       |  |
| <b>Concepts</b>           | Policy, Elections, Political participation  |       |  |
| Value                     | Label   | Cases | Percentage   |
| 1                         | Yes   | 362   |  84.4% |
| 2                         | No  | 49    |  11.4% |
| 3                         | Do not know   | 15    |  3.5%  |
| 9                         |   | 3     |  0.7% |
| Sysmiss                   |   | 323   |  |

*Warning: these figures indicate the number of cases found in the data file. They cannot be interpreted as summary statistics of the population of interest.*

### # Spm4c: Did you give a personal vote to one or several persons background from a country other than Norway or your or your parents' country of origin

| <b>Information</b>        | [Type= continuous] [Format=numeric] [Range= 0-3] [Missing=*]   |       |  |
|---------------------------|--|-------|--|
| <b>Statistics [NW/ W]</b> | [Valid=752 /-] [Invalid=0 /-]  |       |  |
| <b>Literal question</b>   | Did you give a personal vote to one or several persons...<br>... C. background from a country other than Norway or your or your parents' country of origin |       |  |
| <b>Concepts</b>           | Policy, Elections, Political participation   |       |  |
| Value                     | Label  | Cases | Percentage   |
| 1                         | Yes  | 62    |  17.3% |
| 2                         | No   | 275   |  76.6% |
| 3                         | Do not know  | 22    |  6.1%  |

*Warning: these figures indicate the number of cases found in the data file. They cannot be interpreted as summary statistics of the population of interest.*

### # Spm5: Did you give personal votes to persons on other party lists in the municipal council election?

|                           |  |
|---------------------------|--|
| <b>Information</b>        | [Type= continuous] [Format=numeric] [Range= 0-9] [Missing=*]                                   |
| <b>Statistics [NW/ W]</b> | [Valid=718 /-] [Invalid=34 /-]   |
| <b>Literal question</b>   | Did you give personal votes to persons on other party lists in the municipal council election? |
| <b>Post-question</b>      | If yes - go to question 6<br>If no or don't know - go to question 7                            |
| <b>Concepts</b>           | Policy, Elections, Political participation   |

## File : NSD2071

### # Spm5: Did you give personal votes to persons on other party lists in the municipal council election?

| Value | Label       | Cases | Percentage |
|-------|-------------|-------|------------|
| 0     | Blank       | 0     |            |
| 1     | Yes         | 104   | 14.5%      |
| 2     | No          | 565   | 78.8%      |
| 3     | Do not know | 48    | 6.7%       |

Warning: these figures indicate the number of cases found in the data file. They cannot be interpreted as summary statistics of the population of interest.

### # Spm6a: Did you give a personal vote to one or several persons with background from your or your parents' country of origin

|                           |  |
|---------------------------|--|
| <b>Information</b>        | [Type= continuous] [Format=numeric] [Range= 1-9] [Missing=*]   |
| <b>Statistics [NW/ W]</b> | [Valid=200 /-] [Invalid=552 /-]  |
| <b>Literal question</b>   | Did you give a personal vote to one or several persons...<br>... A. with background from your or your parents' country of origin |
| <b>Concepts</b>           | Policy, Elections, Political participation   |

| Value | Label       | Cases | Percentage |
|-------|-------------|-------|------------|
| 1     | Yes         | 24    | 12.1%      |
| 2     | No          | 153   | 76.9%      |
| 3     | Do not know | 22    | 11.1%      |

Warning: these figures indicate the number of cases found in the data file. They cannot be interpreted as summary statistics of the population of interest.

### # Spm6b: Did you give a personal vote to one or several persons with background from Norway

|                           |   |
|---------------------------|---|
| <b>Information</b>        | [Type= continuous] [Format=numeric] [Range= 0-3] [Missing=*]                                    |
| <b>Statistics [NW/ W]</b> | [Valid=210 /-] [Invalid=542 /-]   |
| <b>Literal question</b>   | Did you give a personal vote to one or several persons...<br>... B. with background from Norway |
| <b>Concepts</b>           | Policy, Elections, Political participation  |

| Value | Label       | Cases | Percentage |
|-------|-------------|-------|------------|
| 0     | Blank       | 0     |            |
| 1     | Yes         | 132   | 62.9%      |
| 2     | No          | 57    | 27.1%      |
| 3     | Do not know | 21    | 10.0%      |

Warning: these figures indicate the number of cases found in the data file. They cannot be interpreted as summary statistics of the population of interest.

### # Spm6c: Did you give a personal vote to one or several persons background from a country other than Norway or your or your parents' country of origin

|                           |  |
|---------------------------|--|
| <b>Information</b>        | [Type= continuous] [Format=numeric] [Range= 0-3] [Missing=*]   |
| <b>Statistics [NW/ W]</b> | [Valid=175 /-] [Invalid=577 /-]  |
| <b>Literal question</b>   | Did you give a personal vote to one or several persons...<br>... C. background from a country other than Norway or your or your parents' country of origin |
| <b>Concepts</b>           | Policy, Elections, Political participation   |

| Value | Label | Cases | Percentage |
|-------|-------|-------|------------|
| 0     | Blank | 0     |            |
| 1     | Yes   | 26    | 14.9%      |

## File : NSD2071

### # Spm6c: Did you give a personal vote to one or several persons background from a country other than Norway or your or your parents' country of origin

| Value | Label       | Cases | Percentage |
|-------|-------------|-------|------------|
| 2     | No          | 127   | 72.6%      |
| 3     | Do not know | 22    | 12.6%      |

Warning: these figures indicate the number of cases found in the data file. They cannot be interpreted as summary statistics of the population of interest.

### # Spm7: What issue was most important for your vote in the municipal council election this year?

|                           |  |
|---------------------------|--|
| <b>Information</b>        | [Type= discrete] [Format=character] [Missing=*]  |
| <b>Statistics [NW/ W]</b> | [Valid=580 /-] [Invalid=0 /-]  |
| <b>Literal question</b>   | What issue was most important for your vote in the municipal council election this year? |
| <b>Concepts</b>           | Policy, Elections, Political participation   |

| Value  | Label | Cases | Percentage |
|--|-------|-------|------------|
| "inkludere alle uansett bakgrunn" i arbeidslive.   |       | 1     | 0.2%       |
| +++++  |       | 1     | 0.2%       |
| -  |       | 1     | 0.2%       |
| - Miljosaker@/- Ja til private skoler@/- Inkluderende samfunn for alle                               |       | 1     | 0.2%       |
| 1- focus on individuals responsibility@/2- Reasonable description of reality at party message@/3- Ed |       | 1     | 0.2%       |
| 1-economy  |       | 1     | 0.2%       |
| 22.07  |       | 1     | 0.2%       |
| 22.juli 2011 viktig, arbpartiet godt organisert  |       | 1     | 0.2%       |
| 50% stilling eller mer til helse og omsorg   |       | 1     | 0.2%       |
| ?  |       | 154   | 26.6%      |
| @/   |       | 1     | 0.2%       |
| @/arbeid@/   |       | 1     | 0.2%       |
| Alt  |       | 1     | 0.2%       |
| Arbeid   |       | 1     | 0.2%       |
| Arbeide  |       | 1     | 0.2%       |
| Arbeidspartiet   |       | 1     | 0.2%       |
| At partiet jeg velger hjelper alle innbyggere i landet.  |       | 1     | 0.2%       |
| At samfunnet blir mer liberalt   |       | 1     | 0.2%       |

## File : NSD2071

### # Spm7: What issue was most important for your vote in the municipal council election this year?

| Value   | Label | Cases | Percentage |
|---|-------|-------|------------|
| Barn og unge, Eiendomsskatt, Nedsatt SFO. Alt i alt AP er velferdsparti og det liker jeg.           |       | 1     | 0.2%       |
| Barnehagedekning er ikke full   |       | 1     | 0.2%       |
| Barnehagen,helse.   |       | 1     | 0.2%       |
| Bedre Sskole, Bedre innvandringspoliti  |       | 1     | 0.2%       |
| Bedre innvandringspoliti  |       | 1     | 0.2%       |
| Bedre utdanning for alle.   |       | 1     | 0.2%       |
| Bompengering  |       | 1     | 0.2%       |
| Byggepolitikk   |       | 1     | 0.2%       |
| Byutvikling   |       | 1     | 0.2%       |
| Byutvikling@/   |       | 1     | 0.2%       |
| Climate, bureaucracy, education and social welfare and development.                                 |       | 1     | 0.2%       |
| Continuation of a good management   |       | 1     | 0.2%       |
| DETTE PARTIET ER OK.  |       | 1     | 0.2%       |
| De kan gjorde mye til utennlandske  |       | 1     | 0.2%       |
| Den som er knyttet til klima  |       | 1     | 0.2%       |
| Det som skjedde 22 juni   |       | 1     | 0.2%       |
| Det var TVlisens  |       | 1     | 0.2%       |
| Det var ikke en sak,det var flere saker   |       | 1     | 0.2%       |
| Det var viktigste for meg det kommunale forholdet til barn, pensjonister og folk med forskjellige f |       | 1     | 0.2%       |
| Distrikt vennlig parti  |       | 1     | 0.2%       |
| Education   |       | 1     | 0.2%       |

## File : NSD2071

### # Spm7: What issue was most important for your vote in the municipal council election this year?

| Value  | Label | Cases | Percentage |
|--|-------|-------|------------|
| Eiendomsskatt, privatisering av helsevesenet       |       | 1     | 0.2%       |
| Eldre omsorg                                       |       | 1     | 0.2%       |
| Eldre omsorg, eendomsskatt, kommune tjenester      |       | 1     | 0.2%       |
| Eldre politikk                                     |       | 1     | 0.2%       |
| Eldreomsorg  |       | 1     | 0.2%       |
| Eldreomsorg og sykehus                             |       | 1     | 0.2%       |
| En valgfrihet i samfunnet                          |       | 1     | 0.2%       |
| Felleskap og demokrati                             |       | 1     | 0.2%       |
| Flere muligheter til ungdom,studenter              |       | 1     | 0.2%       |
| For at kommunen skal lage skoler og mer.           |       | 1     | 0.2%       |
| Forbedring av skoler,veier og sykehus              |       | 1     | 0.2%       |
| Fordi Arbeiderpartiet tar seg av alle mennesker    |       | 1     | 0.2%       |
| Fordi jeg tror at arbeiderpartiet er bra for Norge |       | 1     | 0.2%       |
| Fornuftighet                                       |       | 1     | 0.2%       |
| Forskning og utdanning i Norge.                    |       | 1     | 0.2%       |
| Generell sosialistisk politikk                     |       | 1     | 0.2%       |
| Gjenvalg av Fabian Stang                           |       | 1     | 0.2%       |
| God utdanning,helsa, sykehus og moral              |       | 1     | 0.2%       |
| Heilheita/Lokale saker                             |       | 1     | 0.2%       |
| Helse og omsorg                                    |       | 1     | 0.2%       |
| Helse og omsorgspolitikken                         |       | 1     | 0.2%       |
| Helse og omsorgs politikk                          |       | 1     | 0.2%       |

## File : NSD2071

### # Spm7: What issue was most important for your vote in the municipal council election this year?

| Value  | Label | Cases | Percentage |
|--|-------|-------|------------|
| Hendelsen i 22 juli.   |       | 1     | 0.2%       |
| I did not know the background(party and country) of the candidates before I voted.                   |       | 1     | 0.2%       |
| I need the city more clean and specially when snow melts. I wish more modern trams are in roads spec |       | 1     | 0.2%       |
| I selected the party giving favor to only Highly Educated foreigners in Norway, because in my opinio |       | 1     | 0.2%       |
| INTEGRERING  |       | 1     | 0.2%       |
| Ikke privat barnehage i Hemsedal skisenter   |       | 1     | 0.2%       |
| Ikke privatisering.  |       | 1     | 0.2%       |
| Ikkje noe spesielt,  |       | 1     | 0.2%       |
| Increase of salory   |       | 1     | 0.2%       |
| Infrastruktur i kommunen   |       | 1     | 0.2%       |
| Ingen spesiell sak Summen av mange saker   |       | 1     | 0.2%       |
| Ingen spesiell sak   |       | 1     | 0.2%       |
| Ingentin spesielt  |       | 1     | 0.2%       |
| Innvandrings politikk  |       | 1     | 0.2%       |
| Innvandringspoliti   |       | 1     | 0.2%       |
| Integrering av minoritetsgrupper   |       | 1     | 0.2%       |
| Integritet/bedre skole   |       | 1     | 0.2%       |
| Issues relating to children and integretion  |       | 1     | 0.2%       |
| Jeg kan ikke huske det.  |       | 1     | 0.2%       |
| Jeg stemmer til Fremskrittspartier fordi mann min  |       | 1     | 0.2%       |



## File : NSD2071

### # Spm7: What issue was most important for your vote in the municipal council election this year?

| Value  | Label | Cases | Percentage |
|--|-------|-------|------------|
| stemme det samme og liker ikke politik   |       |       |            |
| Jeg stemte for arbeiderpartier, fordi jeg tror, at de styrer best                                    |       | 1     | 0.2%       |
| Jeg stemte ikke  |       | 1     | 0.2%       |
| Jeg synes det var bra med sakene som partiet hadde   |       | 1     | 0.2%       |
| Jeg trodde at get er viktig for alle som bor i kommunen. Jeg har aldri hatt denne rettighet i hjemla |       | 1     | 0.2%       |
| Jeg tror at AP har den beste program,og brir seg ikke om hvem er du og hvor du kommer fra.           |       | 1     | 0.2%       |
| Jeg var generelt interessert i alle de viktigste sakene. De sakene jeg var mest interessert i var bl |       | 1     | 0.2%       |
| Jeg vet ikke.  |       | 1     | 0.2%       |
| Kjenner listetopp  |       | 1     | 0.2%       |
| Kollektivtransport   |       | 1     | 0.2%       |
| Kommunale saker  |       | 1     | 0.2%       |
| Kultur og familje  |       | 1     | 0.2%       |
| Legevakt, Education(Kinder, Toll, Sports hall, improvement in Public transport                       |       | 1     | 0.2%       |
| Liberal innvandring og skattesystemet  |       | 1     | 0.2%       |
| Likestilling mellom nordmenn og innvandrere  |       | 1     | 0.2%       |
| Lojalitet til FRP.   |       | 1     | 0.2%       |
| Lov og orden   |       | 1     | 0.2%       |
| Mange ting   |       | 1     | 0.2%       |

## File : NSD2071

### # Spm7: What issue was most important for your vote in the municipal council election this year?

| Value  | Label | Cases | Percentage |
|--|-------|-------|------------|
| Min mann inn i kommunestyre  |       | 1     | 0.2%       |
| Minoritets integrering   |       | 1     | 0.2%       |
| Mulighet til ungdomsaktivitet  |       | 1     | 0.2%       |
| Nei  |       | 2     | 0.3%       |
| No particular issue  |       | 1     | 0.2%       |
| No special issue. But my family are supporters of the party i voted for, and I agree with that party |       | 1     | 0.2%       |
| Noken del av platform partiet har  |       | 1     | 0.2%       |
| Norske styrker tilbake kalling fra Afganistan  |       | 1     | 0.2%       |
| Offentlig kommunikasjon  |       | 1     | 0.2%       |
| Offentlig transport  |       | 1     | 0.2%       |
| Politiske ideer  |       | 1     | 0.2%       |
| Privatisering i helse og skolesektoren   |       | 1     | 0.2%       |
| Redusert arbeidsledighet   |       | 1     | 0.2%       |
| Reform towaeds low cost housing in Oslo  |       | 1     | 0.2%       |
| Rettferdig fordeling av samfunngoder   |       | 1     | 0.2%       |
| Rettferdighet  |       | 1     | 0.2%       |
| Rettferdighet for folk flest!  |       | 1     | 0.2%       |
| SFO er veldig dyrt   |       | 1     | 0.2%       |
| Samferdsel   |       | 2     | 0.3%       |
| Skaper mer arbeid og Bygger rmer barnehage.  |       | 1     | 0.2%       |
| Skatteletelse  |       | 1     | 0.2%       |
| Skole  |       | 1     | 0.2%       |
| Skole og barnehage   |       | 1     | 0.2%       |
| Skole og eldreomsorg.  |       | 1     | 0.2%       |

## File : NSD2071

### # Spm7: What issue was most important for your vote in the municipal council election this year?

| Value  | Label | Cases | Percentage |
|--|-------|-------|------------|
| Skole og utdanning   |       | 1     | 0.2%       |
| Skolen   |       | 1     | 0.2%       |
| Skolepolitikk  |       | 3     | 0.5%       |
| Skoler og barnehager   |       | 1     | 0.2%       |
| Solidaritet  |       | 1     | 0.2%       |
| Styrke fellesgodene  |       | 1     | 0.2%       |
| Tekst  |       | 2     | 0.3%       |
| That i participated on the election.   |       | 1     | 0.2%       |
| The opportunity of choose the party that represents me: liberal, development for better future, work |       | 1     | 0.2%       |
| The party which is more protecting immigrants.   |       | 1     | 0.2%       |
| Tillit til det partiet som fikk stemmen  |       | 1     | 0.2%       |
| To create a job for the international student  |       | 1     | 0.2%       |
| Trygg fremtid og toleranse   |       | 1     | 0.2%       |
| Utdanning  |       | 3     | 0.5%       |
| Utdanning + helse + bolig  |       | 1     | 0.2%       |
| Utdanning, integrering av innvandrere i norge, helsetjenester, og familien.                          |       | 1     | 0.2%       |
| Utdanning@/ Innvandrere@/ sosiale saker  |       | 1     | 0.2%       |
| Vei og kollektiv   |       | 1     | 0.2%       |
| Venstre styre  |       | 1     | 0.2%       |
| Ytringsfrihet!   |       | 1     | 0.2%       |
| a government handles the issues of the people  |       | 1     | 0.2%       |

## File : NSD2071

### # Spm7: What issue was most important for your vote in the municipal council election this year?

| Value   | Label | Cases | Percentage |
|---|-------|-------|------------|
| for a better health,education,e   |       |       |            |
| about health  |       | 1     | 0.2%       |
| anti globalisering  |       | 1     | 0.2%       |
| ap-parti  |       | 1     | 0.2%       |
| arbeid til alle   |       | 1     | 0.2%       |
| arbeid til alle likestilling  |       | 1     | 0.2%       |
| arbeid, helse og trygdvelferd   |       | 1     | 0.2%       |
| arbeidsledighet   |       | 2     | 0.3%       |
| arbeidsledinghet?   |       | 1     | 0.2%       |
| arbeidsplasser  |       | 1     | 0.2%       |
| at vinner mitt partiet  |       | 1     | 0.2%       |
| barn,ungdom,skole osv   |       | 1     | 0.2%       |
| barn@/  |       | 1     | 0.2%       |
| barne- og fampolitikk   |       | 1     | 0.2%       |
| barnehage, skole, arbeid og innvandre politikk                          |       | 1     | 0.2%       |
| barnehagetilbud   |       | 1     | 0.2%       |
| because i am a member of fagforbundet/LO                                |       | 1     | 0.2%       |
| bedre innkludring av innvandringer i samfunnet.                         |       | 1     | 0.2%       |
| bedre norske veier  |       | 1     | 0.2%       |
| bedre veier   |       | 1     | 0.2%       |
| begrense innvandring  |       | 1     | 0.2%       |
| beholde arbeidsplasser  |       | 1     | 0.2%       |
| best program helhetlig@/  |       | 1     | 0.2%       |
| better living conditions  |       | 1     | 0.2%       |
| bygning av kulturkvartalet  |       | 1     | 0.2%       |
| cutting costs for public transportation and the Norwegian school system |       | 1     | 0.2%       |

## File : NSD2071

### # Spm7: What issue was most important for your vote in the municipal council election this year?

| Value  | Label | Cases | Percentage |
|--|-------|-------|------------|
| de som tenker demokrati,sosialde               |       | 1     | 0.2%       |
| deaf and elderly people                        |       | 1     | 0.2%       |
| democracy                                      |       | 1     | 0.2%       |
| demokrati                                      |       | 1     | 0.2%       |
| demokrati, frihet, personlighet viktig for meg |       | 1     | 0.2%       |
| det som er viktig til kommuna                  |       | 1     | 0.2%       |
| dont want to answer                            |       | 1     | 0.2%       |
| economic stability                             |       | 1     | 0.2%       |
| economy  |       | 1     | 0.2%       |
| education + health                             |       | 1     | 0.2%       |
| eibdomskatt                                    |       | 1     | 0.2%       |
| eidoms skat                                    |       | 1     | 0.2%       |
| eiendom  |       | 1     | 0.2%       |
| eiendomsskatt                                  |       | 2     | 0.3%       |
| eigendomsfatt, kommunal budget.                |       | 1     | 0.2%       |
| eldre og sykehus                               |       | 1     | 0.2%       |
| eldre om sorg                                  |       | 1     | 0.2%       |
| eldre omsorg                                   |       | 1     | 0.2%       |
| eldre politikk                                 |       | 1     | 0.2%       |
| eldreomsorg                                    |       | 2     | 0.3%       |
| eldreomsorg - helse                            |       | 1     | 0.2%       |
| employment                                     |       | 1     | 0.2%       |
| employments and integration                    |       | 1     | 0.2%       |
| environment                                    |       | 1     | 0.2%       |
| equality                                       |       | 1     | 0.2%       |
| familie  |       | 4     | 0.7%       |
| familie politikk                               |       | 2     | 0.3%       |
| fast skatt                                     |       | 1     | 0.2%       |
| fattigdombekjemp                               |       | 1     | 0.2%       |
| finansiering av veier                          |       | 1     | 0.2%       |
| flere til job                                  |       | 1     | 0.2%       |
| flyplassaken                                   |       | 1     | 0.2%       |

## File : NSD2071

### # Spm7: What issue was most important for your vote in the municipal council election this year?

| Value  | Label | Cases | Percentage |
|--|-------|-------|------------|
| for jonn creations initiatives                               |       | 1     | 0.2%       |
| forbedring av Groruddalen                                    |       | 1     | 0.2%       |
| free school  |       | 1     | 0.2%       |
| freedom and freevote it is important for dimocracy country . |       | 1     | 0.2%       |
| freedom of choice  |       | 1     | 0.2%       |
| gode velferdsordninger                                       |       | 1     | 0.2%       |
| good programm targets  |       | 1     | 0.2%       |
| gvjm   |       | 1     | 0.2%       |
| health and education   |       | 1     | 0.2%       |
| helse  |       | 4     | 0.7%       |
| helse omsorg   |       | 1     | 0.2%       |
| helse skule veg utbedring                                    |       | 1     | 0.2%       |
| helse,skole  |       | 1     | 0.2%       |
| hindre FRPS framgang   |       | 1     | 0.2%       |
| hol kommune  |       | 1     | 0.2%       |
| humenely   |       | 1     | 0.2%       |
| husker ikke  |       | 2     | 0.3%       |
| husker ikke om det   |       | 1     | 0.2%       |
| hvordan de prioriterer skolen                                |       | 1     | 0.2%       |
| i like the socials politic of this party                     |       | 1     | 0.2%       |
| ikke bra   |       | 1     | 0.2%       |
| ikke en enkel sak, men generelt                              |       | 1     | 0.2%       |
| ikke noe kommentar   |       | 1     | 0.2%       |
| ikke noe spesial   |       | 1     | 0.2%       |
| iney badiyaan AP   |       | 1     | 0.2%       |
| infrastruktur  |       | 1     | 0.2%       |
| ingen  |       | 1     | 0.2%       |
| ingen av sakene viktig for meg                               |       | 1     | 0.2%       |

## File : NSD2071

### # Spm7: What issue was most important for your vote in the municipal council election this year?

| Value   | Label | Cases | Percentage |
|---|-------|-------|------------|
| ingen kommentar                               |       | 1     | 0.2%       |
| ingen spes                                    |       | 2     | 0.3%       |
| ingen spes saker                              |       | 1     | 0.2%       |
| ingen spesielle saker.                        |       | 1     | 0.2%       |
| ingen viktigst                                |       | 1     | 0.2%       |
| inkludering av innvandrere                    |       | 1     | 0.2%       |
| innvandrerpolitikk                            |       | 1     | 0.2%       |
| innvandrerpolitikk                            |       | 1     | 0.2%       |
| innvandrerpolitikk                            |       | 1     | 0.2%       |
| innvandringspol, 22.juli terrorangrep         |       | 1     | 0.2%       |
| innvandringspoliti                            |       | 3     | 0.5%       |
| innvandringspoliti eu, minoritetspolitikk     |       | 1     | 0.2%       |
| innvandringspoliti familiepolitikk            |       | 1     | 0.2%       |
| innvandringspoliti Barnehage/ skole/utdanning |       | 1     | 0.2%       |
| integrering                                   |       | 2     | 0.3%       |
| integrering og invandrepolitikk               |       | 1     | 0.2%       |
| integrering og toleranse                      |       | 1     | 0.2%       |
| intelligente og innsiktsfulle politikere      |       | 1     | 0.2%       |
| invandrepolitikk                              |       | 1     | 0.2%       |
| invandring@/@/@/@/                            |       | 1     | 0.2%       |
| invandrings politikk                          |       | 1     | 0.2%       |
| invandrings rettigheter                       |       | 1     | 0.2%       |
| ja det var viktig                             |       | 1     | 0.2%       |
| jeg husket ikke                               |       | 1     | 0.2%       |
| jeg stemme som viktig for meg                 |       | 1     | 0.2%       |
| jeg var usikker                               |       | 1     | 0.2%       |
| jeg vet hva han har gjort                     |       | 1     | 0.2%       |
| jer er ikke sikker                            |       | 1     | 0.2%       |
| job.job.job...                                |       | 1     | 0.2%       |
| jobb  |       | 4     | 0.7%       |

## File : NSD2071

### # Spm7: What issue was most important for your vote in the municipal council election this year?

| Value   | Label | Cases | Percentage |
|---|-------|-------|------------|
| kamp mot kriminalitet   |       | 1     | 0.2%       |
| kan ikke  |       | 1     | 0.2%       |
| kindergarden  |       | 1     | 0.2%       |
| klima@/arbeid og sysselsetting  |       | 1     | 0.2%       |
| kollektiv   |       | 1     | 0.2%       |
| kollektivtrafikk og spsoelt tog   |       | 1     | 0.2%       |
| kommunale tjenester   |       | 1     | 0.2%       |
| kulturpolitikk  |       | 2     | 0.3%       |
| lei gammelt styre   |       | 1     | 0.2%       |
| like bakgrunn flere muligheter  |       | 1     | 0.2%       |
| like verdig demokrati@/   |       | 1     | 0.2%       |
| liker ikke bompenger  |       | 1     | 0.2%       |
| likestilling  |       | 2     | 0.3%       |
| likestilling mellom menn og kvinner i arbeidslivet, Unge kvinner ut i arbeid, eldreomsorgen |       | 1     | 0.2%       |
| lokal skatter   |       | 1     | 0.2%       |
| lokale beslutninger   |       | 1     | 0.2%       |
| love for god  |       | 1     | 0.2%       |
| maktskifte@/  |       | 1     | 0.2%       |
| marijuana politikken  |       | 1     | 0.2%       |
| medmenneskeligh   |       | 1     | 0.2%       |
| mer arbeidsplass  |       | 1     | 0.2%       |
| mindre eiendomsskatt  |       | 1     | 0.2%       |
| mine politiske intresser  |       | 1     | 0.2%       |
| nei   |       | 6     | 1.0%       |
| nei-det er privatsak  |       | 1     | 0.2%       |
| neket for privatisering av skole,helsevesene  |       | 1     | 0.2%       |
| no comment  |       | 1     | 0.2%       |
| no i think it is my personal  |       | 1     | 0.2%       |



## File : NSD2071

### # Spm7: What issue was most important for your vote in the municipal council election this year?

| Value   | Label | Cases | Percentage |
|---|-------|-------|------------|
| problem my confistence                                      |       |       |            |
| no particular issue   |       | 1     | 0.2%       |
| not any particular issue                                    |       | 1     | 0.2%       |
| not aparticounn issuz                                       |       | 1     | 0.2%       |
| oljepenger  |       | 1     | 0.2%       |
| om barn   |       | 1     | 0.2%       |
| om innvandringen og fred                                    |       | 1     | 0.2%       |
| parti som vil skade meg minst                               |       | 1     | 0.2%       |
| parties visjon  |       | 1     | 0.2%       |
| partiets politikk   |       | 1     | 0.2%       |
| patriets kandidat@/   |       | 1     | 0.2%       |
| pensjonen.  |       | 1     | 0.2%       |
| pga at jeg er enig med deres politikk                       |       | 1     | 0.2%       |
| politik   |       | 1     | 0.2%       |
| program med strategi  |       | 1     | 0.2%       |
| refusal   |       | 1     | 0.2%       |
| respect for leder partiet i Oslo                            |       | 1     | 0.2%       |
| retning i politik   |       | 1     | 0.2%       |
| rettferdighet og likestilling                               |       | 1     | 0.2%       |
| samferdsel  |       | 1     | 0.2%       |
| samme som mannen min  |       | 1     | 0.2%       |
| school  |       | 1     | 0.2%       |
| seniorpolitikken  |       | 1     | 0.2%       |
| sfo   |       | 1     | 0.2%       |
| sikkerhet og stabilitet                                     |       | 1     | 0.2%       |
| sikkerhet   |       | 1     | 0.2%       |
| sikre borgerlig flertall jeg vil ikke ha sosialistisk styre |       | 1     | 0.2%       |
| skaller og avgifter   |       | 1     | 0.2%       |
| skatt   |       | 1     | 0.2%       |
| skatt og avgifter   |       | 1     | 0.2%       |

## File : NSD2071

### # Spm7: What issue was most important for your vote in the municipal council election this year?

| Value   | Label | Cases | Percentage |
|---|-------|-------|------------|
| skatt,<br>innvandring,<br>helse, skole              |       | 1     | 0.2%       |
| skatteletelse                                       |       | 1     | 0.2%       |
| skole   |       | 12    | 2.1%       |
| skole og<br>barnehager                              |       | 1     | 0.2%       |
| skole og<br>helsevesen@/                            |       | 1     | 0.2%       |
| skole politikk<br>intergrering                      |       | 1     | 0.2%       |
| skole politikere                                    |       | 1     | 0.2%       |
| skole sykehus                                       |       | 1     | 0.2%       |
| skole@/@/@/@/<br>@/@/@/@/@/<br>@/                   |       | 1     | 0.2%       |
| skolen  |       | 1     | 0.2%       |
| skolepolitikk                                       |       | 2     | 0.3%       |
| skolepolitikken                                     |       | 1     | 0.2%       |
| skoler<br>barnehager<br>sykhjem                     |       | 1     | 0.2%       |
| skolesaken<br>Innvandrerpolitikk<br>omsorg          |       | 1     | 0.2%       |
| skolesaker  |       | 1     | 0.2%       |
| skolesystem   |       | 1     | 0.2%       |
| skoleundervisning                                   |       | 1     | 0.2%       |
| skule tilbud og<br>helse                            |       | 1     | 0.2%       |
| solidaritet   |       | 1     | 0.2%       |
| solidaritet med<br>undertrykt folk                  |       | 1     | 0.2%       |
| sosialdemokrati                                     |       | 1     | 0.2%       |
| sosialpolitikk                                      |       | 1     | 0.2%       |
| sosialt profil                                      |       | 1     | 0.2%       |
| spare<br>jernbanestasjonen<br>Steinberg             |       | 1     | 0.2%       |
| staten har<br>mer makt enn<br>privaten              |       | 1     | 0.2%       |
| sykehjem og<br>skolen                               |       | 1     | 0.2%       |
| sykehus   |       | 1     | 0.2%       |
| sympati for ap<br>etter 22. juli                    |       | 1     | 0.2%       |
| that the system<br>stays how it is<br>and teh party |       | 1     | 0.2%       |

## File : NSD2071

### # Spm7: What issue was most important for your vote in the municipal council election this year?

| Value  | Label | Cases | Percentage |
|--|-------|-------|------------|
| in rule stays to keep it that way                                |       |       |            |
| the couceru with sosial issues and the well beug of the eitizeus |       | 1     | 0.2%       |
| there was no issue,just use the right given me                   |       | 1     | 0.2%       |
| to be intergrated to the har-ve gran society                     |       | 1     | 0.2%       |
| to support the party wich i gave vote                            |       | 1     | 0.2%       |
| trygge arbeidsplasser, verdiskaping og velferd                   |       | 1     | 0.2%       |
| trygghet for pensjonister  |       | 1     | 0.2%       |
| trygghet i arblivet  |       | 1     | 0.2%       |
| utadanning, arbeid, helse  |       | 1     | 0.2%       |
| utbygging av Bybanen   |       | 1     | 0.2%       |
| utbygging av Fornebu   |       | 1     | 0.2%       |
| utdannelse   |       | 1     | 0.2%       |
| utdannelsen Helsesistem,innva                                    |       | 1     | 0.2%       |
| utdanning  |       | 4     | 0.7%       |
| utdanning, skatt.  |       | 1     | 0.2%       |
| utdanningspolitikk   |       | 1     | 0.2%       |
| uttlednings politikk@/lik retigheter for alle                    |       | 1     | 0.2%       |
| utviklig av bydelene   |       | 1     | 0.2%       |
| utvikling i samfunnet vi bor, flerkulturell                      |       | 1     | 0.2%       |
| utviklingskommun   |       | 1     | 0.2%       |
| veg  |       | 1     | 0.2%       |
| vei  |       | 1     | 0.2%       |
| veitilstand i Nord-Norge Innvandrers politikk                    |       | 1     | 0.2%       |
| velferdsordningen internasjonale                                 |       | 1     | 0.2%       |

## File : NSD2071

### # Spm7: What issue was most important for your vote in the municipal council election this year?

| Value                          | Label | Cases | Percentage |
|--------------------------------|-------|-------|------------|
| velferdsordninger              |       | 1     | 0.2%       |
| velferdspolitikken             |       | 1     | 0.2%       |
| velge partiet                  |       | 1     | 0.2%       |
| vet ikke                       |       | 4     | 0.7%       |
| vet ikke@/                     |       | 1     | 0.2%       |
| vil at krist folkeparti styrer |       | 1     | 0.2%       |
| vil ikke svar                  |       | 1     | 0.2%       |
| vil ikke svare                 |       | 1     | 0.2%       |
| visa                           |       | 1     | 0.2%       |
| work                           |       | 1     | 0.2%       |

Warning: these figures indicate the number of cases found in the data file. They cannot be interpreted as summary statistics of the population of interest.

### # Spm70: What issue was most important for your vote in the municipal council election this year?

|                           |  |
|---------------------------|--|
| <b>Information</b>        | [Type= discrete] [Format=character] [Missing=*]  |
| <b>Statistics [NW/ W]</b> | [Valid=0 /-] [Invalid=0 /-]  |
| <b>Literal question</b>   | What issue was most important for your vote in the municipal council election this year? |
| <b>Concepts</b>           | Policy, Elections, Political participation   |

### # Spm71: What issue was most important for your vote in the municipal council election this year?

|                           |  |
|---------------------------|--|
| <b>Information</b>        | [Type= discrete] [Format=character] [Missing=*]  |
| <b>Statistics [NW/ W]</b> | [Valid=0 /-] [Invalid=0 /-]  |
| <b>Literal question</b>   | What issue was most important for your vote in the municipal council election this year? |
| <b>Concepts</b>           | Policy, Elections, Political participation   |

### # Spm8: If you had not voted in the municipal council election this autumn, would you feel uncomfortable telling this to your friends and family?

|                           |   |
|---------------------------|---|
| <b>Information</b>        | [Type= continuous] [Format=numeric] [Range= 1-3] [Missing=*]  |
| <b>Statistics [NW/ W]</b> | [Valid=740 /-] [Invalid=12 /-]  |
| <b>Literal question</b>   | If you had not voted in the municipal council election this autumn, would you feel uncomfortable telling this to your friends and family? |
| <b>Concepts</b>           | Policy, Elections, Political participation  |

| Value | Label       | Cases | Percentage |
|-------|-------------|-------|------------|
| 1     | Yes         | 230   | 31.1%      |
| 2     | No          | 398   | 53.8%      |
| 3     | Do not know | 112   | 15.1%      |

Warning: these figures indicate the number of cases found in the data file. They cannot be interpreted as summary statistics of the population of interest.

### # Spm9: Did anyone attempt to buy your vote, by offering you an inducement for your vote for a party or candidate?

|                           |  |
|---------------------------|--|
| <b>Information</b>        | [Type= continuous] [Format=numeric] [Range= 1-3] [Missing=*]   |
| <b>Statistics [NW/ W]</b> | [Valid=745 /-] [Invalid=7 /-]  |
| <b>Literal question</b>   | Did anyone attempt to buy your vote, by offering you an inducement for your vote for a party or candidate? |
| <b>Concepts</b>           | Policy, Elections, Political participation   |

## File : NSD2071

### # Spm9: Did anyone attempt to buy your vote, by offering you an inducement for your vote for a party or candidate?

| Value | Label       | Cases | Percentage |
|-------|-------------|-------|------------|
| 1     | Yes         | 24    | 3.2%       |
| 2     | No          | 710   | 95.3%      |
| 3     | Do not know | 11    | 1.5%       |

Warning: these figures indicate the number of cases found in the data file. They cannot be interpreted as summary statistics of the population of interest.

### # Spm10: Are you aware of anyone attempting to buy someone else's vote?

|                           |  |
|---------------------------|--|
| <b>Information</b>        | [Type= continuous] [Format=numeric] [Range= 0-3] [Missing=*]   |
| <b>Statistics [NW/ W]</b> | [Valid=751 /-] [Invalid=1 /-]                                  |
| <b>Literal question</b>   | Are you aware of anyone attempting to buy someone else's vote? |
| <b>Concepts</b>           | Policy, Elections, Political participation                     |

| Value | Label       | Cases | Percentage |
|-------|-------------|-------|------------|
| 0     | Blank       | 4     | 0.5%       |
| 1     | Yes         | 27    | 3.6%       |
| 2     | No          | 700   | 93.2%      |
| 3     | Do not know | 20    | 2.7%       |

Warning: these figures indicate the number of cases found in the data file. They cannot be interpreted as summary statistics of the population of interest.

### # Spm11: The last municipal council election was four years ago, in 2003. Did you vote in this election?

|                           |   |
|---------------------------|---|
| <b>Information</b>        | [Type= continuous] [Format=numeric] [Range= 1-9] [Missing=*]                                    |
| <b>Statistics [NW/ W]</b> | [Valid=742 /-] [Invalid=10 /-]  |
| <b>Literal question</b>   | The last municipal council election was four years ago, in 2003. Did you vote in this election? |
| <b>Post-question</b>      | If yes - go to question 12<br>If no or don't know - go to question 13                           |
| <b>Concepts</b>           | Policy, Elections, Political participation  |

| Value | Label       | Cases | Percentage |
|-------|-------------|-------|------------|
| 1     | Yes         | 377   | 51.2%      |
| 2     | No          | 256   | 34.7%      |
| 3     | Do not know | 104   | 14.1%      |

Warning: these figures indicate the number of cases found in the data file. They cannot be interpreted as summary statistics of the population of interest.

### # Spm12: Which party did you vote for?

|                           |   |
|---------------------------|---|
| <b>Information</b>        | [Type= continuous] [Format=numeric] [Range= 1-99] [Missing=*] |
| <b>Statistics [NW/ W]</b> | [Valid=422 /-] [Invalid=330 /-]                               |
| <b>Literal question</b>   | Which party did you vote for?                                 |
| <b>Concepts</b>           | Policy, Elections, Political participation                    |

| Value | Label | Cases | Percentage |
|-------|-------|-------|------------|
| 1     | Rødt  | 19    | 4.6%       |
| 2     | Sv    | 52    | 12.6%      |
| 3     | Ap    | 195   | 47.2%      |
| 4     | Sp    | 1     | 0.2%       |
| 5     | Krf   | 15    | 3.6%       |
| 6     | V     | 15    | 3.6%       |
| 7     | H     | 46    | 11.1%      |

## File : NSD2071

### # Spm12: Which party did you vote for?

| Value | Label                 | Cases | Percentage |
|-------|-----------------------|-------|------------|
| 8     | Frp                   | 27    | 6.5%       |
| 9     | Other                 | 3     | 0.7%       |
| 10    | Do not wish to answer | 7     | 1.7%       |
| 11    | Do not wish to answer | 29    | 7.0%       |
| 12    | Do not wish to answer | 4     | 1.0%       |

Warning: these figures indicate the number of cases found in the data file. They cannot be interpreted as summary statistics of the population of interest.

### # Spm13a: There are various ways to have an influence on politics. During the last four years, have you tried to influence the outcome of a case in the municipal council or county council by taking part in a demonstration or protest meeting?

|                           |  |
|---------------------------|--|
| <b>Information</b>        | [Type= continuous] [Format=numeric] [Range= 0-3] [Missing=*]   |
| <b>Statistics [NW/ W]</b> | [Valid=751 /-] [Invalid=1 /-]  |
| <b>Literal question</b>   | There are various ways to have an influence on politics. During the last four years, have you tried to influence the outcome of a case in the municipal council or county council by...<br><br>... A. taking part in a demonstration or protest meeting? |
| <b>Concepts</b>           | Policy, Political participation  |

| Value | Label       | Cases | Percentage |
|-------|-------------|-------|------------|
| 0     | Blank       | 23    | 3.1%       |
| 1     | Yes         | 84    | 11.2%      |
| 2     | No          | 616   | 82.0%      |
| 3     | Do not know | 28    | 3.7%       |

Warning: these figures indicate the number of cases found in the data file. They cannot be interpreted as summary statistics of the population of interest.

### # Spm13b: There are various ways to have an influence on politics. During the last four years, have you tried to influence the outcome of a case in the municipal council or county council by raising the matter in a party, trade union or other organisation?

|                           |   |
|---------------------------|---|
| <b>Information</b>        | [Type= continuous] [Format=numeric] [Range= 1-3] [Missing=*]  |
| <b>Statistics [NW/ W]</b> | [Valid=716 /-] [Invalid=36 /-]  |
| <b>Literal question</b>   | There are various ways to have an influence on politics. During the last four years, have you tried to influence the outcome of a case in the municipal council or county council by...<br><br>... B. raising the matter in a party, trade union or other organisation? |
| <b>Concepts</b>           | Policy, Political participation   |

| Value | Label       | Cases | Percentage |
|-------|-------------|-------|------------|
| 1     | Yes         | 80    | 11.2%      |
| 2     | No          | 605   | 84.5%      |
| 3     | Do not know | 31    | 4.3%       |

Warning: these figures indicate the number of cases found in the data file. They cannot be interpreted as summary statistics of the population of interest.

### # Spm13c: There are various ways to have an influence on politics. During the last four years, have you tried to influence the outcome of a case in the municipal council or county council by contacting the municipal or county council administration?

|                           |   |
|---------------------------|---|
| <b>Information</b>        | [Type= continuous] [Format=numeric] [Range= 0-3] [Missing=*]  |
| <b>Statistics [NW/ W]</b> | [Valid=708 /-] [Invalid=44 /-]  |
| <b>Literal question</b>   | There are various ways to have an influence on politics. During the last four years, have you tried to influence the outcome of a case in the municipal council or county council by... |

## File : NSD2071

**# Spm13c: There are various ways to have an influence on politics. During the last four years, have you tried to influence the outcome of a case in the municipal council or county council by contacting the municipal or county council administration?**

... C. contacting the municipal or county council administration?

**Concepts** Policy, Political participation

| Value | Label       | Cases | Percentage |
|-------|-------------|-------|------------|
| 0     | Blank       | 0     |            |
| 1     | Yes         | 36    | 5.1%       |
| 2     | No          | 643   | 90.8%      |
| 3     | Do not know | 29    | 4.1%       |

*Warning: these figures indicate the number of cases found in the data file. They cannot be interpreted as summary statistics of the population of interest.*

**# Spm13d: There are various ways to have an influence on politics. During the last four years, have you tried to influence the outcome of a case in the municipal council or county council by contacting a local politician?**

**Information** [Type= continuous] [Format=numeric] [Range= 0-3] [Missing=\*]

**Statistics [NW/ W]** [Valid=751 /-] [Invalid=1 /-]

**Literal question** There are various ways to have an influence on politics. During the last four years, have you tried to influence the outcome of a case in the municipal council or county council by...  
... D. contacting a local politician?

**Concepts** Policy, Political participation

| Value | Label       | Cases | Percentage |
|-------|-------------|-------|------------|
| 1     | Yes         | 77    | 10.8%      |
| 2     | No          | 618   | 86.6%      |
| 3     | Do not know | 19    | 2.7%       |

*Warning: these figures indicate the number of cases found in the data file. They cannot be interpreted as summary statistics of the population of interest.*

**# Spm13e: There are various ways to have an influence on politics. During the last four years, have you tried to influence the outcome of a case in the municipal council or county council by signing an appeal or petition?**

**Information** [Type= continuous] [Format=numeric] [Range= 1-3] [Missing=\*]

**Statistics [NW/ W]** [Valid=699 /-] [Invalid=53 /-]

**Literal question** There are various ways to have an influence on politics. During the last four years, have you tried to influence the outcome of a case in the municipal council or county council by...  
... E. signing an appeal or petition?

**Concepts** Policy, Political participation

| Value | Label       | Cases | Percentage |
|-------|-------------|-------|------------|
| 1     | Yes         | 147   | 21.0%      |
| 2     | No          | 519   | 74.2%      |
| 3     | Do not know | 33    | 4.7%       |

*Warning: these figures indicate the number of cases found in the data file. They cannot be interpreted as summary statistics of the population of interest.*

**# Spm13f: When you signed an appeal or petition, did any of this take place on the Internet**

**Information** [Type= continuous] [Format=numeric] [Range= 1-9] [Missing=\*]

**Statistics [NW/ W]** [Valid=218 /-] [Invalid=534 /-]

**Pre-question** If 13e = yes

**Literal question** There are various ways to have an influence on politics. During the last four years, have you tried to influence the outcome of a case in the municipal council or county council by...

## File : NSD2071

### # Spm13f: When you signed an appeal or petition, did any of this take place on the Internet

|                 |  |              |                   |
|-----------------|--|--------------|-------------------|
|                 | ... F. When you signed an appeal or petition, did any of this take place on the Internet |              |                   |
| <b>Concepts</b> | Policy, Political participation  |              |                   |
| <b>Value</b>    | <b>Label</b>   | <b>Cases</b> | <b>Percentage</b> |
| 1               | Yes  | 78           | 36.4%             |
| 2               | No   | 136          | 63.6%             |

*Warning: these figures indicate the number of cases found in the data file. They cannot be interpreted as summary statistics of the population of interest.*

### # Spm14: How often do you discuss local political issues with other people?

|                           |  |              |                   |
|---------------------------|--|--------------|-------------------|
| <b>Information</b>        | [Type= continuous] [Format=numeric] [Range= 0-9] [Missing=*]           |              |                   |
| <b>Statistics [NW/ W]</b> | [Valid=751 /-] [Invalid=1 /-]  |              |                   |
| <b>Literal question</b>   | How often do you discuss local political issues with other people?     |              |                   |
| <b>Post-question</b>      | If never or don't know - go to question 16<br>Else - go to question 15 |              |                   |
| <b>Concepts</b>           | Policy, Political participation  |              |                   |
| <b>Value</b>              | <b>Label</b>   | <b>Cases</b> | <b>Percentage</b> |
| 0                         | Blank  | 4            | 0.5%              |
| 1                         | Daily  | 34           | 4.5%              |
| 2                         | A few times a week   | 122          | 16.3%             |
| 3                         | A few times a month  | 215          | 28.7%             |
| 4                         | More rarely  | 247          | 33.0%             |
| 5                         | Never  | 95           | 12.7%             |
| 6                         | Do not know  | 32           | 4.3%              |

*Warning: these figures indicate the number of cases found in the data file. They cannot be interpreted as summary statistics of the population of interest.*

### # Spm15: If you discuss local political issues with other people: in such discussions ahead of the local elections this year, did you try to influence anyone to vote for a particular party?

|                           |  |              |                   |
|---------------------------|--|--------------|-------------------|
| <b>Information</b>        | [Type= continuous] [Format=numeric] [Range= 1-3] [Missing=*]   |              |                   |
| <b>Statistics [NW/ W]</b> | [Valid=665 /-] [Invalid=87 /-]   |              |                   |
| <b>Literal question</b>   | If you discuss local political issues with other people: in such discussions ahead of the local elections this year, did you try to influence anyone to vote for a particular party? |              |                   |
| <b>Concepts</b>           | Policy, Political participation  |              |                   |
| <b>Value</b>              | <b>Label</b>   | <b>Cases</b> | <b>Percentage</b> |
| 1                         | Yes  | 129          | 19.4%             |
| 2                         | No   | 473          | 71.1%             |
| 3                         | Do not remember  | 63           | 9.5%              |

*Warning: these figures indicate the number of cases found in the data file. They cannot be interpreted as summary statistics of the population of interest.*

### # Spm16a: Are you currently a member of any organizations and, if so, do you hold, or have you held, a position of trust in them? Trade union or employers' organisation

|                           |  |  |  |
|---------------------------|--|--|--|
| <b>Information</b>        | [Type= continuous] [Format=numeric] [Range= 1-9] [Missing=*]   |  |  |
| <b>Statistics [NW/ W]</b> | [Valid=696 /-] [Invalid=56 /-]   |  |  |
| <b>Literal question</b>   | Are you currently a member of any organizations and, if so, do you hold, or have you held, a position of trust in them?<br>... A. Trade union or employers' organisation |  |  |
| <b>Concepts</b>           | Membership, Trade union membership   |  |  |



## File : NSD2071

### # Spm16a: Are you currently a member of any organizations and, if so, do you hold, or have you held, a position of trust in them? Trade union or employers' organisation

| Value | Label             | Cases | Percentage |
|-------|-------------------|-------|------------|
| 1     | Not a memeber     | 369   | 53.6%      |
| 2     | Member            | 299   | 43.4%      |
| 3     | Honorary position | 21    | 3.0%       |

Warning: these figures indicate the number of cases found in the data file. They cannot be interpreted as summary statistics of the population of interest.

### # Spm16b: Are you currently a member of any organizations and, if so, do you hold, or have you held, a position of trust in them? A Norwegian political party

|                           |   |
|---------------------------|---|
| <b>Information</b>        | [Type= continuous] [Format=numeric] [Range= 0-9] [Missing=*]  |
| <b>Statistics [NW/ W]</b> | [Valid=751 /-] [Invalid=1 /-]   |
| <b>Literal question</b>   | Are you currently a member of any organizations and, if so, do you hold, or have you held, a position of trust in them?<br>... B. A Norwegian political party |
| <b>Concepts</b>           | Membership, Trade union membership  |

| Value | Label             | Cases | Percentage |
|-------|-------------------|-------|------------|
| 1     | Not a memeber     | 604   | 89.2%      |
| 2     | Member            | 62    | 9.2%       |
| 3     | Honorary position | 11    | 1.6%       |

Warning: these figures indicate the number of cases found in the data file. They cannot be interpreted as summary statistics of the population of interest.

### # Spm16c: Are you currently a member of any organizations and, if so, do you hold, or have you held, a position of trust in them? A political party outside of Norway

|                           |   |
|---------------------------|---|
| <b>Information</b>        | [Type= continuous] [Format=numeric] [Range= 1-9] [Missing=*]  |
| <b>Statistics [NW/ W]</b> | [Valid=666 /-] [Invalid=86 /-]  |
| <b>Literal question</b>   | Are you currently a member of any organizations and, if so, do you hold, or have you held, a position of trust in them?<br>... C. A political party outside of Norway |
| <b>Concepts</b>           | Membership, Trade union membership  |

| Value | Label             | Cases | Percentage |
|-------|-------------------|-------|------------|
| 1     | Not a memeber     | 627   | 94.6%      |
| 2     | Member            | 30    | 4.5%       |
| 3     | Honorary position | 6     | 0.9%       |

Warning: these figures indicate the number of cases found in the data file. They cannot be interpreted as summary statistics of the population of interest.

### # Spm16d: Are you currently a member of any organizations and, if so, do you hold, or have you held, a position of trust in them? A sports club or association

|                           |  |
|---------------------------|--|
| <b>Information</b>        | [Type= continuous] [Format=numeric] [Range= 1-9] [Missing=*]   |
| <b>Statistics [NW/ W]</b> | [Valid=677 /-] [Invalid=75 /-]   |
| <b>Literal question</b>   | Are you currently a member of any organizations and, if so, do you hold, or have you held, a position of trust in them?<br>... D. A sports club or association |
| <b>Concepts</b>           | Membership, Trade union membership   |

| Value | Label             | Cases | Percentage |
|-------|-------------------|-------|------------|
| 1     | Not a memeber     | 562   | 83.4%      |
| 2     | Member            | 99    | 14.7%      |
| 3     | Honorary position | 13    | 1.9%       |

## File : NSD2071

### # Spm16d: Are you currently a member of any organizations and, if so, do you hold, or have you held, a position of trust in them? A sports club or association

*Warning: these figures indicate the number of cases found in the data file. They cannot be interpreted as summary statistics of the population of interest.*

### # Spm16e: Are you currently a member of any organizations and, if so, do you hold, or have you held, a position of trust in them? An immigrant or refugee association

**Information** [Type= continuous] [Format=numeric] [Range= 1-9] [Missing=\*]

**Statistics [NW/ W]** [Valid=681 /-] [Invalid=71 /-]

**Literal question** Are you currently a member of any organizations and, if so, do you hold, or have you held, a position of trust in them?  
... E. An immigrant or refugee association

**Concepts** Membership, Trade union membership

| Value | Label             | Cases | Percentage |
|-------|-------------------|-------|------------|
| 1     | Not a memeber     | 604   | 88.8%      |
| 2     | Member            | 67    | 9.9%       |
| 3     | Honorary position | 9     | 1.3%       |

*Warning: these figures indicate the number of cases found in the data file. They cannot be interpreted as summary statistics of the population of interest.*

### # Spm16f: Are you currently a member of any organizations and, if so, do you hold, or have you held, a position of trust in them? A religious association

**Information** [Type= continuous] [Format=numeric] [Range= 1-9] [Missing=\*]

**Statistics [NW/ W]** [Valid=687 /-] [Invalid=65 /-]

**Literal question** Are you currently a member of any organizations and, if so, do you hold, or have you held, a position of trust in them?  
... F. A religious association

**Concepts** Membership, Trade union membership

| Value | Label             | Cases | Percentage |
|-------|-------------------|-------|------------|
| 1     | Not a memeber     | 472   | 68.9%      |
| 2     | Member            | 200   | 29.2%      |
| 3     | Honorary position | 13    | 1.9%       |

*Warning: these figures indicate the number of cases found in the data file. They cannot be interpreted as summary statistics of the population of interest.*

### # Spm17: We often talk about the political left and right. Imagine a scale from 0 for the political left to 10 for the political right. Where would you place yourself on such a scale?

**Information** [Type= continuous] [Format=numeric] [Range= 0-99] [Missing=\*]

**Statistics [NW/ W]** [Valid=742 /-] [Invalid=10 /-]

**Literal question** We often talk about the political left and right. Imagine a scale from 0 for the political left to 10 for the political right. Where would you place yourself on such a scale?

**Concepts** Political allegiance, Policy

| Value | Label | Cases | Percentage |
|-------|-------|-------|------------|
| 0     | 0     | 10    | 1.4%       |
| 1     | 1     | 23    | 3.1%       |
| 2     | 2     | 38    | 5.2%       |
| 3     | 3     | 71    | 9.6%       |
| 4     | 4     | 68    | 9.2%       |
| 5     | 5     | 90    | 12.2%      |
| 6     | 6     | 77    | 10.4%      |
| 7     | 7     | 61    | 8.3%       |

## File : NSD2071

# Spm17: We often talk about the political left and right. Imagine a scale from 0 for the political left to 10 for the political right. Where would you place yourself on such a scale?

| Value | Label       | Cases | Percentage |
|-------|-------------|-------|------------|
| 8     | 8           | 61    | 8.3%       |
| 9     | 9           | 35    | 4.7%       |
| 10    | 10          | 21    | 2.8%       |
| 11    | Do not know | 134   | 18.2%      |
| 12    | Do not know | 48    | 6.5%       |

Warning: these figures indicate the number of cases found in the data file. They cannot be interpreted as summary statistics of the population of interest.

# Spm18: In general, do you think that most people can be trusted, or that one should be careful around other people?

|                           |  |
|---------------------------|--|
| <b>Information</b>        | [Type= discrete] [Format=numeric] [Range= 0-99] [Missing=*]  |
| <b>Statistics [NW/ W]</b> | [Valid=748 /-] [Invalid=4 /-]  |
| <b>Literal question</b>   | In general, do you think that most people can be trusted, or that one should be careful around other people?<br>Please rate your opinion on a scale from 0 to 10, with 0 being "one should be careful" and 10 being "most people can be trusted" |
| <b>Concepts</b>           | Social behaviour   |

| Value   | Label       | Cases | Percentage |
|---------|-------------|-------|------------|
| 0       | 0           | 28    | 3.7%       |
| 1       | 1           | 32    | 4.3%       |
| 2       | 2           | 26    | 3.5%       |
| 3       | 3           | 56    | 7.5%       |
| 4       | 4           | 50    | 6.7%       |
| 5       | 5           | 110   | 14.7%      |
| 6       | 6           | 102   | 13.6%      |
| 7       | 7           | 66    | 8.8%       |
| 8       | 8           | 88    | 11.8%      |
| 9       | 9           | 58    | 7.8%       |
| 10      | 10          | 34    | 4.5%       |
| 11      | Do not know | 69    | 9.2%       |
| 12      | Do not know | 24    | 3.2%       |
| 99      |             | 5     | 0.7%       |
| Sysmiss |             | 4     |            |

Warning: these figures indicate the number of cases found in the data file. They cannot be interpreted as summary statistics of the population of interest.

# Spm19: How much trust do you have in local politicians?

|                           |   |
|---------------------------|---|
| <b>Information</b>        | [Type= continuous] [Format=numeric] [Range= 0-99] [Missing=*]   |
| <b>Statistics [NW/ W]</b> | [Valid=743 /-] [Invalid=9 /-]   |
| <b>Pre-question</b>       | Below we list two kinds of public servant. Indicate how much trust you have in each of them on a scale of 0 to 10, where 0 means "No trust" and 10 means "A great deal of trust". |
| <b>Literal question</b>   | How much trust do you have in local politicians?  |
| <b>Concepts</b>           | Trust in government, Politicians  |

| Value | Label | Cases | Percentage |
|-------|-------|-------|------------|
| 0     | 0     | 19    | 2.6%       |
| 1     | 1     | 20    | 2.7%       |
| 2     | 2     | 30    | 4.1%       |

## File : NSD2071

### # Spm19: How much trust do you have in local politicians?

| Value | Label       | Cases | Percentage |
|-------|-------------|-------|------------|
| 3     | 3           | 54    | 7.3%       |
| 4     | 4           | 68    | 9.2%       |
| 5     | 5           | 117   | 15.9%      |
| 6     | 6           | 106   | 14.4%      |
| 7     | 7           | 78    | 10.6%      |
| 8     | 8           | 74    | 10.0%      |
| 9     | 9           | 39    | 5.3%       |
| 10    | 10          | 21    | 2.8%       |
| 11    | Do not know | 75    | 10.2%      |
| 12    | Do not know | 36    | 4.9%       |

Warning: these figures indicate the number of cases found in the data file. They cannot be interpreted as summary statistics of the population of interest.

### # Spm20: How much trust do you have in national politicians?

|                           |   |
|---------------------------|---|
| <b>Information</b>        | [Type= continuous] [Format=numeric] [Range= 0-99] [Missing=*] |
| <b>Statistics [NW/ W]</b> | [Valid=744 /-] [Invalid=8 /-]                                 |
| <b>Literal question</b>   | How much trust do you have in national politicians?           |
| <b>Concepts</b>           | Trust in government, Politicians                              |

| Value | Label       | Cases | Percentage |
|-------|-------------|-------|------------|
| 0     | 0           | 15    | 2.0%       |
| 1     | 1           | 24    | 3.2%       |
| 2     | 2           | 26    | 3.5%       |
| 3     | 3           | 66    | 8.9%       |
| 4     | 4           | 72    | 9.7%       |
| 5     | 5           | 109   | 14.7%      |
| 6     | 6           | 94    | 12.7%      |
| 7     | 7           | 82    | 11.0%      |
| 8     | 8           | 69    | 9.3%       |
| 9     | 9           | 36    | 4.8%       |
| 10    | 10          | 34    | 4.6%       |
| 11    | Do not know | 85    | 11.4%      |
| 12    | Do not know | 31    | 4.2%       |

Warning: these figures indicate the number of cases found in the data file. They cannot be interpreted as summary statistics of the population of interest.

### # Spm21: Hvor stor betydning har det for deg personlig hvilket parti eller hvilke partier som har flertall i kommunestyret, har det stor betydning, en viss betydning eller liten eller ingen betydning?

|                           |  |
|---------------------------|--|
| <b>Information</b>        | [Type= continuous] [Format=numeric] [Range= 0-9] [Missing=*]   |
| <b>Statistics [NW/ W]</b> | [Valid=751 /-] [Invalid=1 /-]  |
| <b>Literal question</b>   | How important is it for you personally which party or parties have the majority in the municipal council? Is it very important, quite important, not very important or not important at all? |
| <b>Concepts</b>           | Political interest, Policy   |

| Value | Label            | Cases | Percentage |
|-------|------------------|-------|------------|
| 0     | Blank            | 9     | 1.2%       |
| 1     | Great importance | 208   | 27.7%      |
| 2     | Some importance  | 379   | 50.5%      |

**File : NSD2071****# Spm21: Hvor stor betydning har det for deg personlig hvilket parti eller hvilke partier som har flertall i kommunestyret, har det stor betydning, en viss betydning eller liten eller ingen betydning?**

| Value | Label                   | Cases | Percentage |
|-------|-------------------------|-------|------------|
| 3     | Little or no importance | 154   | 20.5%      |

*Warning: these figures indicate the number of cases found in the data file. They cannot be interpreted as summary statistics of the population of interest.*

**# Spm22: Do you think that people with a non-Western immigrant background should be more prominent than they are in municipal affairs, that things are fine as they are, or that they should participate less in local politics?**

|                           |   |
|---------------------------|---|
| <b>Information</b>        | [Type= continuous] [Format=numeric] [Range= 1-9] [Missing=*]  |
| <b>Statistics [NW/ W]</b> | [Valid=727 /-] [Invalid=25 /-]  |
| <b>Literal question</b>   | Do you think that people with a non-Western immigrant background should be more prominent than they are in municipal affairs, that things are fine as they are, or that they should participate less in local politics? |
| <b>Concepts</b>           | Political interest, Policy  |

| Value | Label                               | Cases | Percentage |
|-------|-------------------------------------|-------|------------|
| 1     | Should participate more             | 350   | 48.3%      |
| 2     | The conditions are good as they are | 310   | 42.8%      |
| 3     | Should participate less than now    | 65    | 9.0%       |

*Warning: these figures indicate the number of cases found in the data file. They cannot be interpreted as summary statistics of the population of interest.*

**# Spm23a: Did you participate in public acts of remembrance following the terror attacks on 22 July (for example, a rose procession)?**












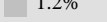






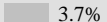
|                           |   |
|---------------------------|---|
| <b>Information</b>        | [Type= continuous] [Format=numeric] [Range= 1-2] [Missing=*]  |
| <b>Statistics [NW/ W]</b> | [Valid=736 /-] [Invalid=16 /-]  |
| <b>Pre-question</b>       | Questions about current conditions  |
| <b>Literal question</b>   | Some questions about the terror attacks in Oslo's Government district and on Utøya island on 22 July.<br><br>A. Did you participate in public acts of remembrance following the terror attacks on 22 July (for example, a rose procession)? |
| <b>Concepts</b>           | Political interest  |

| Value | Label | Cases | Percentage |
|-------|-------|-------|------------|
| 1     | Yes   | 357   | 48.5%      |
| 2     | No    | 379   | 51.5%      |

*Warning: these figures indicate the number of cases found in the data file. They cannot be interpreted as summary statistics of the population of interest.*

| <b># Spm23b: Do you follow the news more closely since the terror attacks?</b>   |  |              |                   |
|--|--|--------------|-------------------|
| <b>Information</b>   | [Type= continuous] [Format=numeric] [Range= 0-9] [Missing=*]   |              |                   |
| <b>Statistics [NW/ W]</b>  | [Valid=751 /-] [Invalid=1 /-]  |              |                   |
| <b>Literal question</b>  | Some questions about the terror attacks in Oslo's Government district and on Utøya island on 22 July.<br>B. Do you follow the news more closely since the terror attacks?                  |              |                   |
| <b>Concepts</b>  | Political interest   |              |                   |
| <b>Value</b>   | <b>Label</b>   | <b>Cases</b> | <b>Percentage</b> |
| 0  | Blank  | 10           | 1.3%              |
| 1  | Yes  | 567          | 75.6%             |
| 2  | No   | 173          | 23.1%             |
| 3  | Do not know  | 0            |                   |
| <i>Warning: these figures indicate the number of cases found in the data file. They cannot be interpreted as summary statistics of the population of interest.</i> |  |              |                   |
| <b># Spm23c: Have you become more interested in national politics since the terror attacks?</b>  |  |              |                   |
| <b>Information</b>   | [Type= continuous] [Format=numeric] [Range= 1-9] [Missing=*]   |              |                   |
| <b>Statistics [NW/ W]</b>  | [Valid=739 /-] [Invalid=13 /-]   |              |                   |
| <b>Literal question</b>  | Some questions about the terror attacks in Oslo's Government district and on Utøya island on 22 July.<br>C. Have you become more interested in national politics since the terror attacks? |              |                   |
| <b>Concepts</b>  | Political interest   |              |                   |
| <b>Value</b>   | <b>Label</b>   | <b>Cases</b> | <b>Percentage</b> |
| 1  | Yes  | 329          | 44.6%             |
| 2  | No   | 409          | 55.4%             |
| <i>Warning: these figures indicate the number of cases found in the data file. They cannot be interpreted as summary statistics of the population of interest.</i> |  |              |                   |
| <b># Spm23d: Have you become more interested in local politics since the terror attacks?</b>   |  |              |                   |
| <b>Information</b>   | [Type= continuous] [Format=numeric] [Range= 1-2] [Missing=*]   |              |                   |
| <b>Statistics [NW/ W]</b>  | [Valid=737 /-] [Invalid=15 /-]   |              |                   |
| <b>Literal question</b>  | Some questions about the terror attacks in Oslo's Government district and on Utøya island on 22 July.<br>D. Have you become more interested in local politics since the terror attacks?    |              |                   |
| <b>Concepts</b>  | Political interest   |              |                   |
| <b>Value</b>   | <b>Label</b>   | <b>Cases</b> | <b>Percentage</b> |
| 1  | Yes  | 253          | 34.3%             |
| 2  | No   | 484          | 65.7%             |
| <i>Warning: these figures indicate the number of cases found in the data file. They cannot be interpreted as summary statistics of the population of interest.</i> |  |              |                   |
| <b># Spm24: Has it become more relevant for you to join a political party since the terror attacks?</b>  |  |              |                   |
| <b>Information</b>   | [Type= continuous] [Format=numeric] [Range= 0-9] [Missing=*]   |              |                   |
| <b>Statistics [NW/ W]</b>  | [Valid=751 /-] [Invalid=1 /-]  |              |                   |
| <b>Literal question</b>  | Has it become more relevant for you to join a political party since the terror attacks?  |              |                   |
| <b>Concepts</b>  | Political interest   |              |                   |
| <b>Value</b>   | <b>Label</b>   | <b>Cases</b> | <b>Percentage</b> |
| 0  | Blank  | 7            | 0.9%              |
| 1  | Yes, it is more relevant   | 90           | 12.0%             |
| 2  | Yes, I have signed up to a political party   | 19           | 2.5%              |
| 3  | No   | 599          | 80.0%             |

| <b># Spm24: Has it become more relevant for you to join a political party since the terror attacks?</b>   |   |       |            |
|---|---|-------|------------|
| Value   | Label   | Cases | Percentage |
| 4   | Already member before July 22nd   | 34    | 4.5%       |
| <i>Warning: these figures indicate the number of cases found in the data file. They cannot be interpreted as summary statistics of the population of interest.</i>        |   |       |            |
| <b># Spm25: Do you think that the terror attacks were instrumental in:</b>  |   |       |            |
| <b>Information</b>  | [Type= continuous] [Format=numeric] [Range= 1-9] [Missing=*]  |       |            |
| <b>Statistics [NW/ W]</b>   | [Valid=745 /-] [Invalid=7 /-]   |       |            |
| <b>Literal question</b>   | Do you think that the terror attacks were instrumental in:  |       |            |
| <b>Concepts</b>   | Political interest  |       |            |
| Value   | Label   | Cases | Percentage |
| 1   | Weakened contradictions   | 195   | 26.3%      |
| 2   | Increased contradictions  | 103   | 13.9%      |
| 3   | Had no impact   | 195   | 26.3%      |
| 4   | Do not know   | 249   | 33.6%      |
| <i>Warning: these figures indicate the number of cases found in the data file. They cannot be interpreted as summary statistics of the population of interest.</i>        |   |       |            |
| <b># Spm26: How good is your spoken Norwegian? Do you think your Norwegian skills are</b>   |   |       |            |
| <b>Information</b>  | [Type= continuous] [Format=numeric] [Range= 1-9] [Missing=*]  |       |            |
| <b>Statistics [NW/ W]</b>   | [Valid=746 /-] [Invalid=6 /-]   |       |            |
| <b>Pre-question</b>   | Background questions  |       |            |
| <b>Literal question</b>   | How good is your spoken Norwegian? Do you think your Norwegian skills are   |       |            |
| <b>Concepts</b>   | Language skills   |       |            |
| Value   | Label   | Cases | Percentage |
| 1   | Very good   | 260   | 35.0%      |
| 2   | Good  | 237   | 31.9%      |
| 3   | Average   | 196   | 26.4%      |
| 4   | Poor  | 41    | 5.5%       |
| 5   | Very poor   | 9     | 1.2%       |
| <i>Warning: these figures indicate the number of cases found in the data file. They cannot be interpreted as summary statistics of the population of interest.</i>        |   |       |            |
| <b># Spm28: If you disregard special occasions such as weddings and funerals, how often do you participate in a church service or other religious meetings? Is it ...</b> |   |       |            |
| <b>Information</b>  | [Type= continuous] [Format=numeric] [Range= 1-9] [Missing=*]  |       |            |
| <b>Statistics [NW/ W]</b>   | [Valid=746 /-] [Invalid=6 /-]   |       |            |
| <b>Literal question</b>   | If you disregard special occasions such as weddings and funerals, how often do you participate in a church service or other religious meetings? Is it ... |       |            |
| <b>Concepts</b>   | Religious behaviour   |       |            |
| Value   | Label   | Cases | Percentage |
| 1   | Every day   | 12    | 1.6%       |
| 2   | More than once a week   | 27    | 3.6%       |
| 3   | Once a week   | 68    | 9.2%       |
| 4   | At least once a month   | 66    | 8.9%       |
| 5   | Only on special holidays  | 156   | 21.0%      |
| 6   | More rarely   | 193   | 26.0%      |
| 7   | Never   | 167   | 22.5%      |
| 8   | Do not wish to answer   | 53    | 7.1%       |
| <i>Warning: these figures indicate the number of cases found in the data file. They cannot be interpreted as summary statistics of the population of interest.</i>        |   |       |            |

| # Spm29: How important would you say that religion is in your life?  |  |              |   |
|--|--|--------------|---|
| <b>Information</b>   | [Type= continuous] [Format=numeric] [Range= 0-99] [Missing=*]  |              |   |
| <b>Statistics [NW/ W]</b>  | [Valid=749 /-] [Invalid=3 /-]  |              |   |
| <b>Literal question</b>  | How important would you say that religion is in your life?<br>Enter your opinion on the scale from 0 to 10 below, where 0 means “of no importance” and 10 means “very important” |              |   |
| <b>Concepts</b>  | Religious behaviour  |              |   |
| <b>Value</b>   | <b>Label</b>   | <b>Cases</b> | <b>Percentage</b>   |
| 0  | 0  | 45           |  6.0%    |
| 1  | 1  | 71           |  9.5%    |
| 2  | 2  | 54           |  7.2%    |
| 3  | 3  | 42           |  5.6%    |
| 4  | 4  | 31           |  4.2%    |
| 5  | 5  | 51           |  6.8%    |
| 6  | 6  | 56           |  7.5%    |
| 7  | 7  | 52           |  7.0%    |
| 8  | 8  | 62           |  8.3%    |
| 9  | 9  | 38           |  5.1%    |
| 10   | 10   | 154          |  20.6%   |
| 11   | Do not know  | 81           |  10.9%   |
| 12   | Do not know  | 9            |  1.2%    |
| <i>Warning: these figures indicate the number of cases found in the data file. They cannot be interpreted as summary statistics of the population of interest.</i> |  |              |   |
| # Spm30: How often do you visit yours or your parents country of origin?   |  |              |   |
| <b>Information</b>   | [Type= continuous] [Format=numeric] [Range= 1-9] [Missing=*]   |              |   |
| <b>Statistics [NW/ W]</b>  | [Valid=748 /-] [Invalid=4 /-]  |              |   |
| <b>Literal question</b>  | How often do you visit yours or your parents country of origin?  |              |   |
| <b>Concepts</b>  | Travel   |              |   |
| <b>Value</b>   | <b>Label</b>   | <b>Cases</b> | <b>Percentage</b>   |
| 1  | More than once a year  | 78           |  10.4% |
| 2  | Once a year  | 222          |  29.7% |
| 3  | Once every three years   | 186          |  24.9% |
| 4  | More rarely than every three years   | 143          |  19.1% |
| 5  | Never  | 118          |  15.8% |
| <i>Warning: these figures indicate the number of cases found in the data file. They cannot be interpreted as summary statistics of the population of interest.</i> |  |              |   |
| # Spm31: Here you can write any comments on the questionnaire:   |  |              |   |
| <b>Information</b>   | [Type= continuous] [Format=numeric] [Range= 1-1] [Missing=*]   |              |   |
| <b>Statistics [NW/ W]</b>  | [Valid=121 /-] [Invalid=631 /-] [Mean=1 /-] [StdDev=0 /-]  |              |   |
| <b>Literal question</b>  | Here you can write any comments on the questionnaire:  |              |   |
| # Alder_ny: Age grouped  |  |              |   |
| <b>Information</b>   | [Type= discrete] [Format=numeric] [Range= 1-6] [Missing=*]   |              |   |
| <b>Statistics [NW/ W]</b>  | [Valid=752 /-] [Invalid=0 /-]  |              |   |
| <b>Literal question</b>  | Age grouped  |              |   |
| <b>Concepts</b>  | Age groups   |              |   |
| <b>Value</b>   | <b>Label</b>   | <b>Cases</b> | <b>Percentage</b>   |
| 1  | 17-21 years of age   | 28           |  3.7%  |



**# Alder\_ny: Age grouped**

| Value | Label                    | Cases | Percentage |
|-------|--------------------------|-------|------------|
| 2     | 22-29 years of age       | 84    | 11.2%      |
| 3     | 30-39 years of age       | 241   | 32.0%      |
| 4     | 40-49 years of age       | 202   | 26.9%      |
| 5     | 50-59 years of age       | 120   | 16.0%      |
| 6     | 60 years of age or older | 77    | 10.2%      |

Warning: these figures indicate the number of cases found in the data file. They cannot be interpreted as summary statistics of the population of interest.

**# Spm27\_ny: Which religion or belief communities you belong to?**

|                           |   |
|---------------------------|---|
| <b>Information</b>        | [Type= discrete] [Format=numeric] [Range= 1-99] [Missing=*] |
| <b>Statistics [NW/ W]</b> | [Valid=707 /-] [Invalid=45 /-]                              |
| <b>Literal question</b>   | Which religion or belief communities you belong to?         |
| <b>Concepts</b>           | Religious behaviour, Religious affiliation                  |

| Value   | Label                               | Cases | Percentage |
|---------|-------------------------------------|-------|------------|
| 1       | The Norwegian church / state church | 40    | 5.7%       |
| 2       | The Roman Catholic Church           | 146   | 20.7%      |
| 3       | Other Christian churches            | 54    | 7.6%       |
| 4       | Islamic faiths                      | 170   | 24.0%      |
| 6       | Buddhism                            | 56    | 7.9%       |
| 7       | Orthodox Church                     | 63    | 8.9%       |
| 8       | Hindu faiths                        | 15    | 2.1%       |
| 10      | Other faiths                        | 17    | 2.4%       |
| 11      | The Norwegian Humanist Association  | 0     |            |
| 12      | Other Belief Society                | 28    | 4.0%       |
| 13      | No faith or belief society          | 108   | 15.3%      |
| 98      | Do not wish to answer               | 0     |            |
| 99      | Do not know                         | 10    | 1.4%       |
| Sysmiss |                                     | 45    |            |

Warning: these figures indicate the number of cases found in the data file. They cannot be interpreted as summary statistics of the population of interest.

**# Landsdel: Region**

|                           |  |
|---------------------------|--|
| <b>Information</b>        | [Type= discrete] [Format=numeric] [Range= 1-7] [Missing=*] |
| <b>Statistics [NW/ W]</b> | [Valid=752 /-] [Invalid=0 /-]                              |
| <b>Literal question</b>   | Region   |
| <b>Concepts</b>           | Place of residence   |

| Value | Label               | Cases | Percentage |
|-------|---------------------|-------|------------|
| 1     | Akershus and oslo   | 343   | 45.6%      |
| 2     | Hedmark and oppland | 31    | 4.1%       |
| 3     | Eastern Norway      | 113   | 15.0%      |
| 4     | Agder and rogaland  | 71    | 9.4%       |
| 5     | Western Norway      | 101   | 13.4%      |
| 6     | Trøndelag           | 44    | 5.9%       |
| 7     | Northern Norway     | 49    | 6.5%       |

Warning: these figures indicate the number of cases found in the data file. They cannot be interpreted as summary statistics of the population of interest.

**# Fodeland\_ny: Country of birth, grouped**

|                    |  |
|--------------------|--|
| <b>Information</b> | [Type= discrete] [Format=numeric] [Range= 1-7] [Missing=*] |
|--------------------|--|

| <b># Fodeland_ny: Country of birth, grouped</b>  |   |              |                   |
|--|---|--------------|-------------------|
| <b>Statistics [NW/ W]</b>  | [Valid=751 /-] [Invalid=1 /-]   |              |                   |
| <b>Literal question</b>  | Country of birth, grouped   |              |                   |
| <b>Concepts</b>  | National background   |              |                   |
| <b>Value</b>   | <b>Label</b>  | <b>Cases</b> | <b>Percentage</b> |
| 1  | Europe (EU/EEA)   | 108          | 14.4%             |
| 2  | Europe (excluding EU/EEA)   | 102          | 13.6%             |
| 3  | Africa  | 92           | 12.3%             |
| 4  | Asia with Turkey  | 343          | 45.7%             |
| 5  | North America   | 0            |                   |
| 6  | South / Central America   | 101          | 13.4%             |
| 7  | Oceania   | 5            | 0.7%              |
| Sysmiss  |   | 1            |                   |
| <i>Warning: these figures indicate the number of cases found in the data file. They cannot be interpreted as summary statistics of the population of interest.</i> |   |              |                   |
| <b># Botid_ny: length of residence, grouped</b>  |   |              |                   |
| <b>Information</b>   | [Type= discrete] [Format=numeric] [Range= 1-4] [Missing=*]                        |              |                   |
| <b>Statistics [NW/ W]</b>  | [Valid=752 /-] [Invalid=0 /-]   |              |                   |
| <b>Literal question</b>  | length of residence, grouped  |              |                   |
| <b>Value</b>   | <b>Label</b>  | <b>Cases</b> | <b>Percentage</b> |
| 1  | 0-9 years   | 351          | 46.7%             |
| 2  | 10-19 years   | 182          | 24.2%             |
| 3  | 20-29 years   | 156          | 20.7%             |
| 4  | 30 years or more  | 63           | 8.4%              |
| <i>Warning: these figures indicate the number of cases found in the data file. They cannot be interpreted as summary statistics of the population of interest.</i> |   |              |                   |
| <b># Befolkning_ny: Population in the municipality total</b>   |   |              |                   |
| <b>Information</b>   | [Type= discrete] [Format=numeric] [Range= 1-5] [Missing=*]                        |              |                   |
| <b>Statistics [NW/ W]</b>  | [Valid=752 /-] [Invalid=0 /-]   |              |                   |
| <b>Literal question</b>  | Population in the municipality total  |              |                   |
| <b>Concepts</b>  | Population  |              |                   |
| <b>Value</b>   | <b>Label</b>  | <b>Cases</b> | <b>Percentage</b> |
| 1  | 0-999 persons   | 0            |                   |
| 2  | 1 000-9 999 persons   | 97           | 12.9%             |
| 3  | 10 000-19 999 persons   | 101          | 13.4%             |
| 4  | 20 000-99 999 persons   | 202          | 26.9%             |
| 5  | 100 000 persons or more   | 352          | 46.8%             |
| <i>Warning: these figures indicate the number of cases found in the data file. They cannot be interpreted as summary statistics of the population of interest.</i> |   |              |                   |
| <b># Asiaetc_ny: Population in the municipality with immigrant backgrounds from asia, africa, etc.</b>   |   |              |                   |
| <b>Information</b>   | [Type= discrete] [Format=numeric] [Range= 1-5] [Missing=*]                        |              |                   |
| <b>Statistics [NW/ W]</b>  | [Valid=752 /-] [Invalid=0 /-]   |              |                   |
| <b>Literal question</b>  | Population in the municipality with immigrant backgrounds from asia, africa, etc. |              |                   |
| <b>Concepts</b>  | Population  |              |                   |
| <b>Value</b>   | <b>Label</b>  | <b>Cases</b> | <b>Percentage</b> |
| 1  | 0-149 persons   | 7            | 0.9%              |
| 2  | 150-499 persons   | 29           | 3.9%              |

**# Asiaetc\_ny: Population in the municipality with immigrant backgrounds from asia, africa, etc.**

| Value | Label                  | Cases | Percentage |
|-------|------------------------|-------|------------|
| 3     | 500-999 persons        | 88    | 11.7%      |
| 4     | 1 000- 9 999 persons   | 74    | 9.8%       |
| 5     | 10 000 persons or more | 554   | 73.7%      |

*Warning: these figures indicate the number of cases found in the data file. They cannot be interpreted as summary statistics of the population of interest.*

**# Invandrere\_ny: Population in the municipality with immigrant background.**

|                           |  |
|---------------------------|--|
| <b>Information</b>        | [Type= discrete] [Format=numeric] [Range= 1-6] [Missing=*] |
| <b>Statistics [NW/ W]</b> | [Valid=752 /-] [Invalid=0 /-]                              |
| <b>Literal question</b>   | Population in the municipality with immigrant background.  |
| <b>Concepts</b>           | Population   |

| Value | Label                  | Cases | Percentage |
|-------|------------------------|-------|------------|
| 1     | 0-99 persons           | 4     | 0.5%       |
| 2     | 100-499 persons        | 63    | 8.4%       |
| 3     | 500-999 persons        | 61    | 8.1%       |
| 4     | 1 000-4 999 persons    | 194   | 25.8%      |
| 5     | 5 000-19 999           | 128   | 17.0%      |
| 6     | 20 000 persons or more | 302   | 40.2%      |

*Warning: these figures indicate the number of cases found in the data file. They cannot be interpreted as summary statistics of the population of interest.*

**# Statsborgerskap\_ny: Citizenship - Norwegian / not Norwegian.**

|                           |  |
|---------------------------|--|
| <b>Information</b>        | [Type= discrete] [Format=numeric] [Range= 1-2] [Missing=*] |
| <b>Statistics [NW/ W]</b> | [Valid=752 /-] [Invalid=0 /-]                              |
| <b>Literal question</b>   | Citizenship - Norwegian / not Norwegian.                   |
| <b>Concepts</b>           | Citizenship  |

| Value | Label         | Cases | Percentage |
|-------|---------------|-------|------------|
| 1     | Norwegian     | 371   | 49.3%      |
| 2     | Not Norwegian | 381   | 50.7%      |

*Warning: these figures indicate the number of cases found in the data file. They cannot be interpreted as summary statistics of the population of interest.*