

Norway

Norwegian Social Science Data Services, NSD

Citizenship, 2004, Norwegian part of ISSP

Study Documentation

December 4, 2020

Metadata Production

Metadata Producer(s)	Norwegian Social Science Data Services (NSD)
Production Date	December 12, 2013
Version	
Identification	NSD0901

Table of Contents

Overview	4
Scope & Coverage	4
Producers & Sponsors	5
Sampling	5
Data Collection	5
Accessibility	5
Rights & Disclaimer	6
Files Description	7
NSD0901	7
Variables Group(s)	8
Alle variabler	8
Bakgrunnsvariabler	19
Inntekt og arbeid	20
Politisk tilhørighet	21
Egenskaper ved god samfunnsborger	21
Politisk deltakelse og interesse	22
Toleranse for radikale/ekstremister	23
Holdninger til og oppfatninger om demokrati	25
Muligheter for politisk innflytelse	26
Tillit til politikere og andre	27
Holdninger til FN og internasjonale organisasjoner	27
Politiske forhold i Norge	28
Offentlige tjenester i Norge	28
Forhold til andre mennesker	28
Syn på nyheter i radio og fjernsyn	28
Tilknytning til geografiske områder	29
Politiske holdninger	29
Holdninger til minoriteter	30
Samiske forhold	31
Variables Description	32
NSD0901	33

Citizenship, 2004, Norwegian part of ISSP

Overview	
Type	International Social Survey Program (ISSP), Norwegian part
Identification	NSD0901
Version	Production Date: 2013-06-12 <u>Notes</u> Data from Norwegian Social Science Data Services are documented and prepared, fifth NSD edition.
Series	ISSP prepares and coordinates annual surveys in their member countries. The topics for research are repeated at intervals of a few years. The "Citizenship" survey was conducted for the first time in 2004. NSD conducted the survey for the first time in Norway the same year. The objective of the surveys is to create an empirical foundation for studying attitudes, views and behaviors in questions concerning societal participation and democracy.
<p><u>Abstract</u></p> <p>This survey is carried out on the basis of the research collaboration in "The International Social Survey Programme" (ISSP). ISSP is an international organisation that prepares and coordinates annual surveys in its member countries, mainly within the fields of political science and sociology. The topic of the surveys varies, but are repeated at intervals of a few years. In this way, changes in behavioral patterns and attitudes over time as well as differences between countries and cultures, are possible to be detected and measured.</p> <p>The Norwegian Social Science Data Services (NSD) became a member of ISSP in 1989 and have since been responsible for carrying out the surveys in Norway. In connection to the survey, researchers are invited to add supplementary questions to the Norwegian respondents.</p> <p>In 2004, the objective of the survey was to collect data on societal participation, the defining qualities of a good citizen, political participation and interest, tolerance for radical groups/ideas, attitudes to and perceptions of democracy, presumptions of opportunities for political influence, trust in politicians and others, geographical belonging and attitudes towards UN and international organisations.</p> <p>The Norwegian additional part was in 2004 developed in collaboration with Knut Heidar, Larry Rose and Anne Julie Semb, Department of Political Science, University of Oslo. Questions in the Norwegian addition concern (among other issues) use of media - news and politics on TV, political tolerance, sense of belonging, minorities and cleavages.</p>	
Kind of Data	Survey data
Unit of Analysis	Individual

Scope & Coverage	
Keywords	Politics, Political parties, Political attitudes, Political participation, Minority groups, Ethnic minorities, Social structure, Mass media, Leisure time activities
Topics	Social behaviour and attitudes, Government, political systems and organisations, International politics and organisations, Mass political behaviour, attitudes/opinion
<u>Time Period(s)</u>	2004
<u>Countries</u>	Norway
<u>Geographic Coverage</u>	
Country	
<u>Universe</u>	

Persons between the ages of 18-79 years, residing in private households.

Producers & Sponsors

Primary Investigator(s)	Norwegian Social Science Data Services, NSD
Other Producer(s)	Norwegian Social Science Data Services (NSD) , Data producer
Funding Agency/ies	The Research Council of Norway (NFR)

Sampling

Sampling Procedure

The sample was drawn from the Central Person Register by Ephorma AS in August 2004 as a simple, random sample of persons residing in Norway, age 18-79 years.

Gross sample: 2500

Net sample: 1.404

Response rate: 56,2%

The differences between gross and net sample are relatively small in terms of demographic characteristics such as gender, age and parts of country. Still, men in the age of 18 to 24 years are somewhat underrepresented, whilst men between 55 and 64 years of age are slightly overrepresented. However, the deviations between net and gross sample are not large enough to warrant a weighting of the dataset by gender and age.

Data Collection

Data Collection Dates	start 2004-09-29 end 2004-11-26
Time Period(s)	start 2004 end 2004
Data Collection Mode	Self-completion questionnaire
Data Collector(s)	TNS Gallup

Accessibility

Distributor(s)	Norwegian Social Science Data Services
-----------------------	--

Access Conditions

Application for access to the data has to include name, institutional affiliation, project title, information about sources of financing and postal address. A declaration of secrecy has to be signed before delivery of data.

Citation Requirements

Users are obliged to refer to producer and distributor of the data by writing the following in forewords or footnotes in eventual publications:

"(Some of) the data applied in the analysis in this publication are based on the Norwegian Social Science Data Services (NSD) "Citizenship, 2004, Norwegian part of ISSP" . The survey was financed by the Research Council of Norway (NFR). The data are provided by TNS Gallup and prepared and made available by the Norwegian Social Science Data Services (NSD). Neither NFR, TNS Gallup nor NSD are responsible for the analyses/interpretation of the data presented here."

Rights & Disclaimer	
<u>Disclaimer</u> Neither NFR, TNS Gallup nor NSD are responsible for the analyses/interpretation of the data presented here.	
Copyright	Copyright (C) 2004 Norwegian Social Science Data Services

Files Description

Dataset contains 1 file(s)

NSD0901	
# Cases	1404
# Variable(s)	171

Variables Group(s)

Dataset contains 19 group(s)

Group Alle variabler							
#	Name	Label	Type	Format	Valid	Invalid	Question
1	v001	Q1a Good citizen: Always to vote in elections	continuous	numeric-1.0	1394	10	As far as you are concerned personally on a scale of 1 to 7, where 1 is not at all important and 7 is very important, how important is it... .. A. Always to vote in elections.
2	v002	Q1b Good citizen: Never to try to evade taxes	continuous	numeric-1.0	1388	16	As far as you are concerned personally on a scale of 1 to 7, where 1 is not at all important and 7 is very important, how important is it... .. B. Never to try to evade taxes.
3	v003	Q1c Good citizen: Always obey laws and regulations	continuous	numeric-1.0	1391	13	As far as you are concerned personally on a scale of 1 to 7, where 1 is not at all important and 7 is very important, how important is it... .. C. Always to obey laws and regulations.
4	v004	Q1d Good citizen: Keep watch on the actions of government	continuous	numeric-1.0	1382	22	As far as you are concerned personally on a scale of 1 to 7, where 1 is not at all important and 7 is very important, how important is it... .. D. To keep watch on the actions of government.
5	v005	Q1e Good citizen: Active in social or political associations	continuous	numeric-1.0	1386	18	As far as you are concerned personally on a scale of 1 to 7, where 1 is not at all important and 7 is very important, how important is it... .. E. To be active in social or political associations.
6	v006	Q1f Good citizen: Try to understand the reasoning of people with other opinions	continuous	numeric-1.0	1389	15	As far as you are concerned personally on a scale of 1 to 7, where 1 is not at all important and 7 is very important, how important is it... .. F. To try to understand the reasoning of people with other opinions.
7	v007	Q1g Good citizen: Choose products for political, ethical or environmental reasons	continuous	numeric-1.0	1385	19	As far as you are concerned personally on a scale of 1 to 7, where 1 is not at all important and 7 is very important, how important is it... .. G. To choose products for political, ethical or environmental reasons, even if they cost a bit more.
8	v008	Q1h Good citizen: Help people in Norway who are worse off	continuous	numeric-1.0	1383	21	As far as you are concerned personally on a scale of 1 to 7, where 1 is not at all important and 7 is very important, how important is it... .. H. To help people in Norway who are worse off than yourself.
9	v009	Q1i Good citizen: Help people in the rest of the world who are worse off	continuous	numeric-1.0	1391	13	As far as you are concerned personally on a scale of 1 to 7, where 1 is not at all important and 7 is very important, how important is it... .. I. To help people in the rest of the world who are worse off than yourself.
10	v010	Q1j Good citizen: Willing to serve in the military at a time of need	continuous	numeric-1.0	1378	26	As far as you are concerned personally on a scale of 1 to 7, where 1 is not at all important and 7 is very important, how

#	Name	Label	Type	Format	Valid	Invalid	Question
							important is it... .. J. To be willing to serve in the military at a time of need.
11	v011	Q2 Public meetings: Religious extremists	continuous	numeric-1.0	1396	8	Should religious extremists be allowed to hold public meetings?
12	v012	Q3 Public meetings: People who want to overthrow the government by force	continuous	numeric-1.0	1392	12	Should people who want to overthrow the government by force be allowed to hold public meetings?
13	v013	Q4 Public meetings People prejudiced against any racial or ethnic group	continuous	numeric-1.0	1394	10	Should people prejudiced against any racial or ethnic group be allowed to hold public meetings?
14	v014	Q5a Political and social action: Signed a petition	continuous	numeric-1.0	1388	16	Have you... .. A. Signed a petition.
15	v015	Q5b Political and social action: Boycotted/ deliberately bought, products for pol., eth. or env. reasons	continuous	numeric-1.0	1379	25	Have you... .. B. Boycotted, or deliberately bought, certain products for political, ethical or environmental reasons.
16	v016	Q5c Political and social action: Took part in a demonstration	continuous	numeric-1.0	1380	24	Have you... .. C. Took part in a demonstration.
17	v017	Q5d Political and social action: Attended a political meeting or rally	continuous	numeric-1.0	1381	23	Have you... .. D. Attended a political meeting or rally.
18	v018	Q5e Political and social action: Contacted, a politician or a civil servant	continuous	numeric-1.0	1388	16	Have you... .. E. Contacted, or attempted to contact, a politician or a civil servant to express your views.
19	v019	Q5f Political and social action: Donated money or raised funds for a social or political activity	continuous	numeric-1.0	1383	21	Have you... .. F. Donated money or raised funds for a social or political activity.
20	v020	Q5g Political and social action: Contacted or appeared in the media	continuous	numeric-1.0	1387	17	Have you... .. G. Contacted or appeared in the media to express your views.
21	v021	Q5h Political and social action: Joined an Internet political forum	continuous	numeric-1.0	1387	17	Have you... .. H. Joined an Internet political forum or discussion group.
22	v022	Q6a Belong/use to/never belonged: A political party.	continuous	numeric-1.0	1375	29	... A. A political party.
23	v023	Q6b Belong/use to/never belonged: Trade uni., business, or professional association.	continuous	numeric-1.0	1373	31	... B. A trade union, business, or professional association.
24	v024	Q6c Belong/use to/never belonged: Church or other religious organization.	continuous	numeric-1.0	1374	30	... C. A church or other religious organization.
25	v025	Q6d Belong/use to/never belonged: Sports, leisure or cultural group.	continuous	numeric-1.0	1376	28	... D. A sports, leisure or cultural group.
26	v026	Q6e Belong/use to/never belonged: Another voluntary association.	continuous	numeric-1.0	1378	26	... E. Another voluntary association.
27	v027	Q7a Democratic rights: Citizens have an adequate standard of living	continuous	numeric-1.0	1388	16	There are different opinions about people's rights in a democracy. On a scale of 1 to 7, where 1 is not at all important and 7 is very important, how important is it... .. A. That all citizens have an adequate standard of living.

#	Name	Label	Type	Format	Valid	Invalid	Question
28	v028	Q7b Democratic rights: Gov. authorities respect and protect the rights of minorities	continuous	numeric-1.0	1385	19	There are different opinions about people's rights in a democracy. On a scale of 1 to 7, where 1 is not at all important and 7 is very important, how important is it... .. B. That government authorities respect and protect the rights of minorities.
29	v029	Q7c Democratic rights: Government authorities treat everybody equally	continuous	numeric-1.0	1386	18	There are different opinions about people's rights in a democracy. On a scale of 1 to 7, where 1 is not at all important and 7 is very important, how important is it... .. C. That government authorities treat everybody equally regardless of their position in society.
30	v030	Q7d Democratic rights: Politicians take into account the views of citizens	continuous	numeric-1.0	1385	19	There are different opinions about people's rights in a democracy. On a scale of 1 to 7, where 1 is not at all important and 7 is very important, how important is it... .. D. That politicians take into account the views of citizens before making decisions.
31	v031	Q7e Democratic rights: More opportunities to participate in public decision-making	continuous	numeric-1.0	1386	18	There are different opinions about people's rights in a democracy. On a scale of 1 to 7, where 1 is not at all important and 7 is very important, how important is it... .. E. That people be given more opportunities to participate in public decision-making.
32	v032	Q7f Democratic rights: Citizens may engage in acts of civil disobedience	continuous	numeric-1.0	1381	23	There are different opinions about people's rights in a democracy. On a scale of 1 to 7, where 1 is not at all important and 7 is very important, how important is it... .. F. That citizens may engage in acts of civil disobedience when they oppose government actions.
33	v033	Q8a People like me don't have any say about what the government does.	continuous	numeric-1.0	1389	15	To what extent do you agree or disagree with the following statements? ... A. People like me don't have any say about what the government does.
34	v034	Q8b I don't think the government cares much what people like me think	continuous	numeric-1.0	1387	17	To what extent do you agree or disagree with the following statements? ... B. I don't think the government cares much what people like me think.
35	v035	Q8c I have a good understanding of the important political issues facing Norway	continuous	numeric-1.0	1381	23	To what extent do you agree or disagree with the following statements? ... C. I feel I have a pretty good understanding of the important political issues facing Norway.
36	v036	Q8d People in Norway are better informed about politics and government than I am	continuous	numeric-1.0	1381	23	To what extent do you agree or disagree with the following statements? ... D. I think most people in Norway are better informed about politics and government than I am.
37	v037	Q9 Unjust or harmful proposal: Would be able to do something about it	continuous	numeric-1.0	1391	13	If such a case arose, how likely is it that you, acting alone or together with others, would be able to try to do something about it?
38	v038	Q10 Unjust or harmful proposal: Attention to your demands	continuous	numeric-1.0	1388	16	If you made such an effort, how likely is it that [appropriate national legislature] would give serious attention to your demands?

#	Name	Label	Type	Format	Valid	Invalid	Question
39	v039	Q11 How interested in politics	continuous	numeric-1.0	1394	10	How interested would you say you personally are in politics?
40	v040	Q12a Trust people in government to do what is right	continuous	numeric-1.0	1393	11	To what extent do you agree or disagree with the following statements? ... A. Most of the time we can trust people in government to do what is right.
41	v041	Q12b Politicians are in politics for what they can get out of it personally	continuous	numeric-1.0	1383	21	To what extent do you agree or disagree with the following statements? ... B. Most politicians are in politics only for what they can get out of it personally.
42	v042	Q13 How often: people would take advantage of you vs be fair	continuous	numeric-1.0	1388	16	How often do you think that people would try to take advantage of you if they got the chance, and how often would they try to be fair?
43	v043	Q14 People can be trusted or that you can't be too careful in dealing with people	continuous	numeric-1.0	1389	15	Generally speaking, would you say that people can be trusted or that you can't be too careful in dealing with people?
44	v044	Q15 When you're together with your friends/relatives/fellow workers, how often do you discuss politics	continuous	numeric-1.0	1395	9	When you get together with your friends, relatives or fellow workers, how often do you discuss politics?
45	v045	Q16 Strong opinion about politics, try to persuade your friends/relatives/fellow workers	continuous	numeric-1.0	1393	11	When you hold a strong opinion about politics, how often do you try to persuade your friends, relatives or fellow workers to share your views?
46	v046	Q17 Statment on UN and power	continuous	numeric-1.0	1394	10	Thinking about the United Nations, which comes closest to your view?
47	v047	Q18 Statment on International organizations and decision-making	continuous	numeric-1.0	1383	21	v047 question details
48	v048	Q19 Statement on Human Rights and the UN	continuous	numeric-1.0	1384	20	Which of these two statements comes closer to your view? ... A. If a country seriously violates human rights, the United Nations should intervene. ... B. Even if human rights are seriously violated, the country's sovereignty must be respected, and the United Nations should not intervene.
49	v049	Q20a Political parties encourage people to become active in politics	continuous	numeric-1.0	1310	94	To what extent do you agree or disagree with the following statements? ... A. Political parties encourage people to become active in politics
50	v050	Q20b Political parties don't give voters real policy choices	continuous	numeric-1.0	1307	97	To what extent do you agree or disagree with the following statements? ... B. Political parties do not give voters real policy choices.
51	v051	Q20c Referendums are a good way to decide important political questions	continuous	numeric-1.0	1343	61	To what extent do you agree or disagree with the following statements? ... C. Referendums are a good way to decide important political questions.
52	v052	Q21 Last National Election: How honest regarding counting and reporting of votes	continuous	numeric-1.0	1389	15	Thinking of the last national election in Norway, how honest was it regarding the counting and reporting of the votes?
53	v053	Q22 Last National Election: Just with regard to the candidates/parties campaigning opportunities	continuous	numeric-1.0	1383	21	Thinking of the last national election in Norway, how fair was it regarding the opportunities of the candidates and parties to campaign?

#	Name	Label	Type	Format	Valid	Invalid	Question
54	v054	Q23 Public service: Committed is it to serve the people	continuous	numeric-1.0	1390	14	Thinking of the public service in Norway, how committed is it to serve the people?
55	v055	Q24 Public service: When mistakes, how likely that corrected	continuous	numeric-1.0	1392	12	When the public service makes serious mistakes in Norway how likely is it that they will be corrected?
56	v056	Q25 Public service: How widespread do you think corruption is	continuous	numeric-1.0	1390	14	How widespread do you think corruption is in the public service in Norway?
57	v057	Q26a How well does democracy work in Norway today	continuous	numeric-2.0	1391	13	On the whole, on a scale of 0 to 10 where 0 is very poorly and 10 is very well. ... A. How well does democracy work in Norway today?
58	v058	Q26b Ten years ago: How well did democracy work in Norway then	continuous	numeric-2.0	1388	16	On the whole, on a scale of 0 to 10 where 0 is very poorly and 10 is very well. ... B. And what about 10 years ago? How well did democracy work in Norway then?
59	v059	Q26c Ten years ahead: How well do you think democracy will work in Norway then	continuous	numeric-2.0	1382	22	On the whole, on a scale of 0 to 10 where 0 is very poorly and 10 is very well. ... C. And how about 10 years from now? How well do you think democracy will work in Norway then?
60	v060	Q27 Statements about democratic rights and authorities	continuous	numeric-1.0	1382	22	Here are some views regarding Norway's political system. Which of these statements is closer to your view? ... A. Under no circumstances should democratic rights be restricted by the government. ... B. When the government thinks it is necessary it should restrict democratic rights.
61	v061	Q28a When you meet people for the first time: Do/say something to show respect	continuous	numeric-1.0	1383	21	When you meet people for the first time, how important is it that you do or say something to show that you have respect for them?
62	v062	Q28b When you meet people you strongly disagree with: Do/say something to show you tolerate them	continuous	numeric-1.0	1375	29	When you meet people you strongly disagree with, how important is it to do or say something to show you tolerate them?
63	v063	Q29 How often do you watch news on television	continuous	numeric-1.0	1395	9	On average, how often do you watch news on television?
64	v064	Q30 How often follow the debate programs on television	continuous	numeric-1.0	1397	7	How often follow the debate programs on television. Is it...
65	v065	Q31a TV: program leaders who would rather have conflict/ argument than constructive debate	continuous	numeric-1.0	1367	37	v065 question details
66	v066	Q31b TV: Most programs provide a factual, informative and relevant picture of what is happening in politics	continuous	numeric-1.0	1362	42	v066 question details
67	v067	Q31c TV: constructed so the politicians with easy solutions and unfair arguments win the debates	continuous	numeric-1.0	1361	43	v067 question details
68	v068	Q31d TV: The debates brings out who has the best	continuous	numeric-1.0	1355	49	v068 question details

#	Name	Label	Type	Format	Valid	Invalid	Question
		solutions to important social issues					
69	v069	Q31e TV: News and debate programs are clearly mark out the differences between political parties	continuous	numeric-1.0	1363	41	v069 question details
70	v070	Q31f TV: The politicians charm and eloquence is more important than knowledge and objectivity	continuous	numeric-1.0	1357	47	v070 question details
71	v071	Q32a Not allowed to organize public meetings: Christian fundamentalists	continuous	numeric-1.0	1377	27	Are there any of these groups you think should not be allowed to organize public meetings? ... A. Christian fundamentalists.
72	v072	Q32b Not allowed to organize public meetings: Muslim fundamentalists	continuous	numeric-1.0	1377	27	Are there any of these groups you think should not be allowed to organize public meetings? ... B. Muslim fundamentalists.
73	v073	Q32c Not allowed to organize public meetings: Left-wing extremist	continuous	numeric-1.0	1377	27	Are there any of these groups you think should not be allowed to organize public meetings? ... C. Left-wing extremists.
74	v074	Q32d Not allowed to organize public meetings: Racists	continuous	numeric-1.0	1377	27	Are there any of these groups you think should not be allowed to organize public meetings? ... D. Racists
75	v075	Q32e Not allowed to organize public meetings: Conscientious objectors	continuous	numeric-1.0	1377	27	Are there any of these groups you think should not be allowed to organize public meetings? ... E. Conscientious objectors.
76	v076	Q32f Not allowed to organize public meetings: Nazis	continuous	numeric-1.0	1377	27	Are there any of these groups you think should not be allowed to organize public meetings? ... F. Nazis.
77	v077	Q32g Not allowed to organize public meetings: Communists	continuous	numeric-1.0	1377	27	Are there any of these groups you think should not be allowed to organize public meetings? ... G. Communists.
78	v078	Q32h Not allowed to organize public meetings: Atheists	continuous	numeric-1.0	1377	27	Are there any of these groups you think should not be allowed to organize public meetings? ... H. Atheists.
79	v079	Q32i Not allowed to organize public meetings: Right-wing extremists	continuous	numeric-1.0	1377	27	Are there any of these groups you think should not be allowed to organize public meetings? ... I. Right-wing extremists.
80	v080	Q32j Not allowed to organize public meetings: Everyone should get to hold meetings	continuous	numeric-1.0	1377	27	Are there any of these groups you think should not be allowed to organize public meetings? ... J. Everyone should get to hold meetings
81	v081	Q33a Not allowed to participate in radio and television: Christian fundamentalists	continuous	numeric-1.0	1363	41	And should som of the following groups not be allowed to participate in radio and television? ... A. Christian fundamentalists.
82	v082	Q33b Not allowed to participate in radio and television: Muslim fundamentalists	continuous	numeric-1.0	1363	41	And should som of the following groups not be allowed to participate in radio and television? ... B. Muslim fundamentalists.
83	v083	Q33c Not allowed to participate in radio and television: Left-wing extremists	continuous	numeric-1.0	1363	41	And should som of the following groups not be allowed to participate in radio and television? ... C. Left-wing extremists.
84	v084	Q33d Not allowed to participate in radio and television: Racists	continuous	numeric-1.0	1363	41	And should som of the following groups not be allowed to participate in radio and television? ... D. Racists

#	Name	Label	Type	Format	Valid	Invalid	Question
85	v085	Q33e Not allowed to participate in radio and television: Conscientious objectors	continuous	numeric-1.0	1363	41	And should som of the following groups not be allowed to participate in radio and television? ... E. Conscientious objectors.
86	v086	Q33f Not allowed to participate in radio and television: Nazis	continuous	numeric-1.0	1363	41	And should som of the following groups not be allowed to participate in radio and television? ... F. Nazis.
87	v087	Q33g Not allowed to participate in radio and television: Communists	continuous	numeric-1.0	1363	41	And should som of the following groups not be allowed to participate in radio and television? ... G. Communists.
88	v088	Q33h Not allowed to participate in radio and television: Atheists	continuous	numeric-1.0	1363	41	And should som of the following groups not be allowed to participate in radio and television? ... H. Atheists.
89	v089	Q33i Not allowed to participate in radio and television: Right-wing extremists	continuous	numeric-1.0	1363	41	And should som of the following groups not be allowed to participate in radio and television? ... I. Right-wing extremists.
90	v090	Q33j Not allowed to participate in radio and television: Alle bør få delta	continuous	numeric-1.0	1363	41	And should som of the following groups not be allowed to participate in radio and television? ... J. Everyone should participate.
91	v091	Q34a Which of the following groups do you dislike the most: Christian fundamentalists	continuous	numeric-1.0	1371	33	Which of the following groups do you dislike the most? ... A. Christian fundamentalists.
92	v092	Q34b Which of the following groups do you dislike the most: Muslim fundamentalists	continuous	numeric-1.0	1371	33	Which of the following groups do you dislike the most? ... B. Muslim fundamentalists.
93	v093	Q34c Which of the following groups do you dislike the most: Left-wing extremists	continuous	numeric-1.0	1371	33	Which of the following groups do you dislike the most? ... C. Left-wing extremists.
94	v094	Q34d Which of the following groups do you dislike the most: Racists	continuous	numeric-1.0	1371	33	Which of the following groups do you dislike the most? ... D. Racists.
95	v095	Q34e Which of the following groups do you dislike the most: Conscientious objectors	continuous	numeric-1.0	1371	33	Which of the following groups do you dislike the most? ... E. Conscientious objectors.
96	v096	Q34f Which of the following groups do you dislike the most: Nazis	continuous	numeric-1.0	1371	33	Which of the following groups do you dislike the most? ... F. Nazis.
97	v097	Q34g Which of the following groups do you dislike the most: Communists	continuous	numeric-1.0	1371	33	Which of the following groups do you dislike the most? ... G. Communists.
98	v098	Q34h Which of the following groups do you dislike the most: Atheists	continuous	numeric-1.0	1371	33	Which of the following groups do you dislike the most? ... H. Atheists.
99	v099	Q34i Which of the following groups do you dislike the most: Right-wing extremists	continuous	numeric-1.0	1371	33	Which of the following groups do you dislike the most? ... I. Right-wing extremists.
100	v100	Q35 How strongly do you dislike this group	continuous	numeric-1.0	1369	35	How strongly do you dislike this group? Would you say that you dislike it ...
101	v101	Q36 To what extent do you fear for this group	continuous	numeric-1.0	1351	53	And to what extent do you fear for this group? Do you feel ...

#	Name	Label	Type	Format	Valid	Invalid	Question
102	v102	Q37a Connection to the city, town or village where you live	continuous	numeric-2.0	1380	24	How strong connection do you have to... ... A. The city, town or village where you live?
103	v103	Q37b Connection to the municipality where you live	continuous	numeric-2.0	1377	27	How strong connection do you have to... ... B. The municipality where you live?
104	v104	Q37c Connection to the county where you live	continuous	numeric-2.0	1374	30	How strong connection do you have to... ... C. The county where you live?
105	v105	Q37d Connection to the region where you live	continuous	numeric-2.0	1368	36	How strong connection do you have to... ... D. The region where you live?
106	v106	Q37e Connection to Norway as a whole	continuous	numeric-2.0	1379	25	How strong connection do you have to... ... E. Norway as a whole?
107	v107	Q37f Connection to the Nordic countries	continuous	numeric-2.0	1364	40	How strong connection do you have to... ... F. The Nordic countries?
108	v108	Q37g Connection to Europe	continuous	numeric-2.0	1362	42	How strong connection do you have to... ... G. Europe?
109	v109	Q38a More government agencies should be moved to outlying districts	continuous	numeric-1.0	1379	25	We now come to some opinions that people like to express. We ask you to highlight for each statement whether you strongly agree, somewhat agree, somewhat disagree or completely disagree with this? ... A. More government agencies should be moved to outlying districts.
110	v110	Q38b High income should be taxed harder than it is today	continuous	numeric-1.0	1386	18	We now come to some opinions that people like to express. We ask you to highlight for each statement whether you strongly agree, somewhat agree, somewhat disagree or completely disagree with this? ... B. High income should be taxed harder than it is today.
111	v111	Q38c Immigration poses a serious threat to our national character	continuous	numeric-1.0	1380	24	We now come to some opinions that people like to express. We ask you to highlight for each statement whether you strongly agree, somewhat agree, somewhat disagree or completely disagree with this? ... C. Immigration poses a serious threat to our national character.
112	v112	Q38d Too little emphasis on environmental protection in today's Norway	continuous	numeric-1.0	1377	27	We now come to some opinions that people like to express. We ask you to highlight for each statement whether you strongly agree, somewhat agree, somewhat disagree or completely disagree with this? ... D. It is far too little emphasis on environmental protection in today's Norway
113	v113	Q38e We should aim for a society where Christian values ??play a larger role	continuous	numeric-1.0	1382	22	We now come to some opinions that people like to express. We ask you to highlight for each statement whether you strongly agree, somewhat agree, somewhat disagree or completely disagree with this? ... E. We should aim for a society where Christian values play a larger role.
114	v114	Q38f Globalization is essential to ensure economic growth	continuous	numeric-1.0	1375	29	We now come to some opinions that people like to express. We ask you to highlight for each statement whether you strongly agree, somewhat agree, somewhat disagree or completely

#	Name	Label	Type	Format	Valid	Invalid	Question
							disagree with this? ... F. Globalization is essential to ensure economic growth.
115	v115	Q39 Ulike folkegrupper ta vare på skikker/tradisjoner vs tilpasse seg	continuous	numeric-1.0	1386	18	What comes closest to your own opinion? 1. It is better for society that different ethnic groups take care of their customs and traditions. 2. It is better that different ethnic groups adapt to and become a part of society.
116	v116	Q40a Ethnic minorities should receive public support to preserve their customs and traditions	continuous	numeric-1.0	1387	17	To what extent do you agree or disagree with the following statements? ... A. Ethnic minorities with a long connection to Norway, for example, Lapps and Finns, should receive public support to preserve their customs and traditions.
117	v117	Q40b Ethnic minorities who have recently received an attachment to Norway should receive public support	continuous	numeric-1.0	1377	27	To what extent do you agree or disagree with the following statements? ... B. Ethnic minorities who have recently received an attachment to Norway, for example, people who have been granted residence in recent years, should receive public support to preserve their customs and traditions.
118	v118	Q41 Positive or negative to the establishment of the Sami parliament	continuous	numeric-1.0	1390	14	As you may know, the Norwegian Sami had their own elected bodies, the Sami Parliament since 1989. The Sami Parliament is elected by, and among, the Sami living in Norway. To what extent do you think it is positive or negative that the Sami Parliament was created?
119	v119	Q42 Myndighetene legge til rette for at samene utvikler sine egne institusjoner	continuous	numeric-1.0	1392	12	To what extent do you agree or disagree with the following statement: The Norwegian government should pave the way for the Sami to the greatest extent possible, develop their own Institutions in many areas of society.
120	v120	Q43 Paid work	continuous	numeric-1.0	1394	10	Are you- or have you ever been in paid work?
121	v121	Q44 Occupational status	continuous	numeric-1.0	1320	84	Is / was your main occupation ...
122	v122	Q45 Employees, if self-employed w/ staff	continuous	numeric-4.0	62	1342	If you are / were self-employed with employees, how many employees do / did you have? Employees, if self-employed m / staff
123	v123	Q48 Lead other employees.	continuous	numeric-1.0	1278	126	Does / did your regular work involve to lead other employees, or decide what kind of work they should do?
124	v124	Q49 Number of employees you manage(d)	continuous	numeric-4.0	429	975	How many employees are / were under your leadership?
125	v125	Q50 Type of business	continuous	numeric-1.0	1294	110	If the business you work / worked in ...
126	v126	Q51 I hvilken grad kan/ kunne planlegge og regulere eget arbeid	continuous	numeric-1.0	1311	93	To what extent would you say that you can / could plan and control your work, would you say...
127	v127	Q52 Main tasks	continuous	numeric-1.0	1395	9	Presently, do you regard yourself mainly as:
128	v128	Q53 Location	continuous	numeric-1.0	1382	22	Do you live in...
129	v129	Q54 Member of a trade union or a similar organization	continuous	numeric-1.0	1391	13	Are you- or have you ever been member of a trade union or a similar organization?

#	Name	Label	Type	Format	Valid	Invalid	Question
130	v130	Q57 Marital status	continuous	numeric-1.0	1401	3	What is your current legal marital status?
131	v131	Q58 Living with partner	continuous	numeric-1.0	649	755	Are you currently living with a partner?
132	v132	Q59 Partner with paid work	continuous	numeric-1.0	977	427	Is your spouse/partner currently in paid work - or has she/he ever been in paid work?
133	v133	Q60 Working sector	continuous	numeric-1.0	923	481	In which firm/organization does you spouse/ partner work (main job)?
134	v134	Q62 Partners main activity	continuous	numeric-1.0	978	426	What is your spouse/partners main activity, or source of income?
135	v135	Q67 Religious denomination	continuous	numeric-1.0	1381	23	Do you belong to...
136	v136	Q68 Religious services - how often	continuous	numeric-1.0	1380	24	How often do you attend religious services or other religious meetings? (Do not include weddings, funerals, or baptisms or similar)
137	v137	Q69a 7-year primary compulsory school or less	continuous	numeric-1.0	1404	0	Which general education have you achieved? ... A. 7-year primary compulsory school or less.
138	v138	Q69b 1 or 2- year lower secondary school	continuous	numeric-1.0	1404	0	Which general education have you achieved? ... B. 1 or 2- year lower secondary school.
139	v139	Q69c 9 or 10- year primary and lower secondary compulsory school.e	continuous	numeric-1.0	1404	0	Which general education have you achieved? ... C. 9 or 10- year primary and lower secondary compulsory school.
140	v140	Q69d 2 or 3-year lower secondary school	continuous	numeric-1.0	1404	0	Which general education have you achieved? ... D. 2 or 3-year lower secondary school.
141	v141	Q69e Folk high school	continuous	numeric-1.0	1404	0	Which general education have you achieved? ... E. Folk high school (no formal qualifications).
142	v142	Q69f Higher secondary school qualifying for tertiary education	continuous	numeric-1.0	1404	0	Which general education have you achieved? ... F. Higher secondary school qualifying for tertiary education.
143	v143	Q70 Vocational education/ training	continuous	numeric-1.0	1060	344	Which vocational education/training have you achieved?
144	v144	Q71 Tertiary education	continuous	numeric-1.0	1225	179	Which tertiary education have you achieved?
145	v145	Q73 Place on the social ladder	continuous	numeric-2.0	1369	35	In Norway some groups of people are almost at the top of the social ladder while others are almost at the bottom. Below you'll find a scale, reaching from top to bottom. Where on this scale would you place yourself?
146	v146	Q74 Placed on the political right - left scale	continuous	numeric-2.0	1337	67	Where would you place yourself on a "left to right" political scale?
147	v147	Q75 Which party if elections tomorrow	continuous	numeric-2.0	1382	22	Which party would you vote for if the national election was held tomorrow?
148	v148	Q76 Natinaol election 2001	continuous	numeric-1.0	1384	20	Did you vote in the 2001 national election?
149	v149	Q47 Working hours per week	continuous	numeric-2.0	1280	124	How many hours do/did usually work weekly in your main job?
150	v150	Q63 Number in household	continuous	numeric-2.0	1386	18	How many people live in your household, yourself included?

#	Name	Label	Type	Format	Valid	Invalid	Question
151	v151	Q64a Household members: Children 0-2 years	continuous	numeric-1.0	1385	19	How are the household members distributed on age groups? Write in number of household members at all lines with any household members. ... A. Number of children 0-2 years old.
152	v152	Q64b Household members: Children 3-5 years	continuous	numeric-1.0	1385	19	How are the household members distributed on age groups? Write in number of household members at all lines with any household members. ... B. Number of children 3-5 years old.
153	v153	Q64c Household members: Children 6-12 years	continuous	numeric-1.0	1385	19	How are the household members distributed on age groups? Write in number of household members at all lines with any household members. ... C. Number of children 6-12 years old.
154	v154	Q64d Household members: Children 13-17 years	continuous	numeric-1.0	1385	19	How are the household members distributed on age groups? Write in number of household members at all lines with any household members. ... D. Number of children 13-17 years old.
155	v155	Q64e Household members: Persons 18 years and over, including yourself	continuous	numeric-2.0	1385	19	How are the household members distributed on age groups? Write in number of household members at all lines with any household members. ... E. Number of children 18 years or more, included yourself.
156	v156	Q65 Own yearly gross income	continuous	numeric-4.0	1259	145	About how large is your own yearly gross income? Include pensions, social security benefits, incidental earnings or similar. Round to nearest 1000 Norwegian kroner.
157	v157	Q66 Household gross income	continuous	numeric-7.2	1277	127	About how large is your household's yearly gross income? Include pensions, social security benefits, incidental earnings or similar. Round to nearest 1000 Norwegian kroner.
158	v158	Q72 Number of years of education beyond primary	continuous	numeric-2.0	1387	17	How many years of education have you completed, other than compulsory school?
159	v159	Q56 Year of birth	continuous	numeric-4.0	1404	0	When were you born?
160	v160	Marital status	continuous	numeric-1.0	1404	0	Marital status.
161	v161	Q55 Gender	continuous	numeric-1.0	1404	0	Are you ...
162	v162	Age	continuous	numeric-2.0	1404	0	Age
163	v163	Q46 Main occupation ISCO-88	continuous	numeric-4.0	1273	131	Which job title is / was (main occupation)?
164	v164	Q61 Partners main occupation, ISCO-88	continuous	numeric-4.0	1299	105	What job title (main occupation) have / had your spouse / partner?
165	v165	Highest completed general education	continuous	numeric-1.0	1380	24	Highest completed general education.
166	v166	Highest education 1	continuous	numeric-1.0	1386	18	Highest education, first recoding.
167	v167	Highest education 2	continuous	numeric-1.0	1386	18	Highest education, second recoding.
168	v168	Age groups	continuous	numeric-1.0	1404	0	Age - grouped
169	v169	Part of country	continuous	numeric-1.0	1404	0	Part of country.
170	v170	Household cycle	continuous	numeric-2.0	1383	21	Household cycle.

#	Name	Label	Type	Format	Valid	Invalid	Question
171	v171	Classification of municipalities	continuous	numeric-1.0	1404	0	Classification of municipalities.

Group Bakgrunnsvariabler

#	Name	Label	Type	Format	Valid	Invalid	Question
1	v127	Q52 Main tasks	continuous	numeric-1.0	1395	9	Presently, do you regard yourself mainly as:
2	v128	Q53 Location	continuous	numeric-1.0	1382	22	Do you live in...
3	v129	Q54 Member of a trade union or a similar organization	continuous	numeric-1.0	1391	13	Are you- or have you ever been member of a trade union or a similar organization?
4	v130	Q57 Marital status	continuous	numeric-1.0	1401	3	What is your current legal marital status?
5	v131	Q58 Living with partner	continuous	numeric-1.0	649	755	Are you currently living with a partner?
6	v134	Q62 Partners main activity	continuous	numeric-1.0	978	426	What is your spouse/partners main activity, or source of income?
7	v135	Q67 Religious denomination	continuous	numeric-1.0	1381	23	Do you belong to...
8	v136	Q68 Religious services - how often	continuous	numeric-1.0	1380	24	How often do you attend religious services or other religious meetings? (Do not include weddings, funerals, or baptisms or similar)
9	v137	Q69a 7-year primary compulsory school or less	continuous	numeric-1.0	1404	0	Which general education have you achieved? ... A. 7-year primary compulsory school or less.
10	v138	Q69b 1 or 2- year lower secondary school	continuous	numeric-1.0	1404	0	Which general education have you achieved? ... B. 1 or 2- year lower secondary school.
11	v139	Q69c 9 or 10- year primary and lower secondary compulsory school.e	continuous	numeric-1.0	1404	0	Which general education have you achieved? ... C. 9 or 10- year primary and lower secondary compulsory school.
12	v140	Q69d 2 or 3-year lower secondary school	continuous	numeric-1.0	1404	0	Which general education have you achieved? ... D. 2 or 3-year lower secondary school.
13	v141	Q69e Folk high school	continuous	numeric-1.0	1404	0	Which general education have you achieved? ... E. Folk high school (no formal qualifications).
14	v142	Q69f Higher secondary school qualifying for tertiary education	continuous	numeric-1.0	1404	0	Which general education have you achieved? ... F. Higher secondary school qualifying for tertiary education.
15	v143	Q70 Vocational education/ training	continuous	numeric-1.0	1060	344	Which vocational education/training have you achieved?
16	v144	Q71 Tertiary education	continuous	numeric-1.0	1225	179	Which tertiary education have you achieved?
17	v145	Q73 Place on the social ladder	continuous	numeric-2.0	1369	35	In Norway some groups of people are almost at the top of the social ladder while others are almost at the bottom. Below you'll find a scale, reaching from top to bottom. Where on this scale would you place yourself?
18	v150	Q63 Number in household	continuous	numeric-2.0	1386	18	How many people live in your household, yourself included?
19	v151	Q64a Household members: Children 0-2 years	continuous	numeric-1.0	1385	19	How are the household members distributed on age groups? Write in

#	Name	Label	Type	Format	Valid	Invalid	Question
							number of household members at all lines with any household members. ... A. Number of children 0-2 years old.
20	v152	Q64b Household members: Children 3-5 years	continuous	numeric-1.0	1385	19	How are the household members distributed on age groups? Write in number of household members at all lines with any household members. ... B. Number of children 3-5 years old.
21	v153	Q64c Household members: Children 6-12 years	continuous	numeric-1.0	1385	19	How are the household members distributed on age groups? Write in number of household members at all lines with any household members. ... C. Number of children 6-12 years old.
22	v154	Q64d Household members: Children 13-17 years	continuous	numeric-1.0	1385	19	How are the household members distributed on age groups? Write in number of household members at all lines with any household members. ... D. Number of children 13-17 years old.
23	v155	Q64e Household members: Persons 18 years and over, including yourself	continuous	numeric-2.0	1385	19	How are the household members distributed on age groups? Write in number of household members at all lines with any household members. ... E. Number of children 18 years or more, included yourself.
24	v158	Q72 Number of years of education beyond primary	continuous	numeric-2.0	1387	17	How many years of education have you completed, other than compulsory school?
25	v159	Q56 Year of birth	continuous	numeric-4.0	1404	0	When were you born?
26	v160	Marital status	continuous	numeric-1.0	1404	0	Marital status.
27	v161	Q55 Gender	continuous	numeric-1.0	1404	0	Are you ...
28	v162	Age	continuous	numeric-2.0	1404	0	Age
29	v163	Q46 Main occupation ISCO-88	continuous	numeric-4.0	1273	131	Which job title is / was (main occupation)?
30	v164	Q61 Partners main occupation, ISCO-88	continuous	numeric-4.0	1299	105	What job title (main occupation) have / had your spouse / partner?
31	v165	Highest completed general education	continuous	numeric-1.0	1380	24	Highest completed general education.
32	v166	Highest education 1	continuous	numeric-1.0	1386	18	Highest education, first recoding.
33	v167	Highest education 2	continuous	numeric-1.0	1386	18	Highest education, second recoding.
34	v168	Age groups	continuous	numeric-1.0	1404	0	Age - grouped
35	v169	Part of country	continuous	numeric-1.0	1404	0	Part of country.
36	v170	Household cycle	continuous	numeric-2.0	1383	21	Household cycle.
37	v171	Classification of municipalities	continuous	numeric-1.0	1404	0	Classification of municipalities.

Group Inntekt og arbeid

#	Name	Label	Type	Format	Valid	Invalid	Question
1	v120	Q43 Paid work	continuous	numeric-1.0	1394	10	Are you- or have you ever been in paid work?
2	v121	Q44 Occupational status	continuous	numeric-1.0	1320	84	Is / was your main occupation ...
3	v122	Q45 Employees, if self-employed w/ staff	continuous	numeric-4.0	62	1342	If you are / were self-employed with employees, how many employees

#	Name	Label	Type	Format	Valid	Invalid	Question
							do / did you have? Employees, if self-employed m / staff
4	v123	Q48 Lead other employees.	continuous	numeric-1.0	1278	126	Does / did your regular work involve to lead other employees, or decide what kind of work they should do?
5	v124	Q49 Number of employees you manage(d)	continuous	numeric-4.0	429	975	How many employees are / were under your leadership?
6	v125	Q50 Type of business	continuous	numeric-1.0	1294	110	If the business you work / worked in ...
7	v126	Q51 I hvilken grad kan/ kunne planlegge og regulere eget arbeid	continuous	numeric-1.0	1311	93	To what extent would you say that you can / could plan and control your work, would you say...
8	v132	Q59 Partner with paid work	continuous	numeric-1.0	977	427	Is your spouse/partner currently in paid work - or has she/he ever been in paid work?
9	v133	Q60 Working sector	continuous	numeric-1.0	923	481	In which firm/organization does you spouse/ partner work (main job)?
10	v149	Q47 Working hours per week	continuous	numeric-2.0	1280	124	How many hours do/did usually work weekly in your main job?
11	v156	Q65 Own yearly gross income	continuous	numeric-4.0	1259	145	About how large is your own yearly gross income? Include pensions, social security benefits, incidental earnings or similar. Round to nearest 1000 Norwegian kroner.
12	v157	Q66 Household gross income	continuous	numeric-7.2	1277	127	About how large is your household's yearly gross income? Include pensions, social security benefits, incidental earnings or similar. Round to nearest 1000 Norwegian kroner.

Group Politisk tilhørighet

#	Name	Label	Type	Format	Valid	Invalid	Question
1	v146	Q74 Placed on the political right - left scale	continuous	numeric-2.0	1337	67	Where would you place yourself on a "left to right" political scale?
2	v147	Q75 Which party if elections tomorrow	continuous	numeric-2.0	1382	22	Which party would you vote for if the national election was held tomorrow?
3	v148	Q76 Natinaol election 2001	continuous	numeric-1.0	1384	20	Did you vote in the 2001 national election?

Group Egenskaper ved god samfunnsborger

#	Name	Label	Type	Format	Valid	Invalid	Question
1	v001	Q1a Good citizen: Always to vote in elections	continuous	numeric-1.0	1394	10	As far as you are concerned personally on a scale of 1 to 7, where 1 is not at all important and 7 is very important, how important is it... .. A. Always to vote in elections.
2	v002	Q1b Good citizen: Never to try to evade taxes	continuous	numeric-1.0	1388	16	As far as you are concerned personally on a scale of 1 to 7, where 1 is not at all important and 7 is very important, how important is it... .. B. Never to try to evade taxes.
3	v003	Q1c Good citizen: Always obey laws and regulations	continuous	numeric-1.0	1391	13	As far as you are concerned personally on a scale of 1 to 7, where 1 is not at all important and 7 is very important, how

#	Name	Label	Type	Format	Valid	Invalid	Question
							important is it... ... C. Always to obey laws and regulations.
4	v004	Q1d Good citizen: Keep watch on the actions of government	continuous	numeric-1.0	1382	22	As far as you are concerned personally on a scale of 1 to 7, where 1 is not at all important and 7 is very important, how important is it... ... D. To keep watch on the actions of government.
5	v005	Q1e Good citizen: Active in social or political associations	continuous	numeric-1.0	1386	18	As far as you are concerned personally on a scale of 1 to 7, where 1 is not at all important and 7 is very important, how important is it... ... E. To be active in social or political associations.
6	v006	Q1f Good citizen: Try to understand the reasoning of people with other opinions	continuous	numeric-1.0	1389	15	As far as you are concerned personally on a scale of 1 to 7, where 1 is not at all important and 7 is very important, how important is it... ... F. To try to understand the reasoning of people with other opinions.
7	v007	Q1g Good citizen: Choose products for political, ethical or environmental reasons	continuous	numeric-1.0	1385	19	As far as you are concerned personally on a scale of 1 to 7, where 1 is not at all important and 7 is very important, how important is it... ... G. To choose products for political, ethical or environmental reasons, even if they cost a bit more.
8	v008	Q1h Good citizen: Help people in Norway who are worse off	continuous	numeric-1.0	1383	21	As far as you are concerned personally on a scale of 1 to 7, where 1 is not at all important and 7 is very important, how important is it... ... H. To help people in Norway who are worse off than yourself.
9	v009	Q1i Good citizen: Help people in the rest of the world who are worse off	continuous	numeric-1.0	1391	13	As far as you are concerned personally on a scale of 1 to 7, where 1 is not at all important and 7 is very important, how important is it... ... I. To help people in the rest of the world who are worse off than yourself.
10	v010	Q1j Good citizen: Willing to serve in the military at a time of need	continuous	numeric-1.0	1378	26	As far as you are concerned personally on a scale of 1 to 7, where 1 is not at all important and 7 is very important, how important is it... ... J. To be willing to serve in the military at a time of need.

Group Politisk deltakelse og interesse

#	Name	Label	Type	Format	Valid	Invalid	Question
1	v014	Q5a Political and social action: Signed a petition	continuous	numeric-1.0	1388	16	Have you... ... A. Signed a petition.
2	v015	Q5b Political and social action: Boycotted/ deliberately bought, products for pol., eth. or env. reasons	continuous	numeric-1.0	1379	25	Have you... ... B. Boycotted, or deliberately bought, certain products for political, ethical or environmental reasons.
3	v016	Q5c Political and social action: Took part in a demonstration	continuous	numeric-1.0	1380	24	Have you... ... C. Took part in a demonstration.
4	v017	Q5d Political and social action: Attended a political meeting or rally	continuous	numeric-1.0	1381	23	Have you... ... D. Attended a political meeting or rally.

#	Name	Label	Type	Format	Valid	Invalid	Question
5	v018	Q5e Political and social action: Contacted, a politician or a civil servant	continuous	numeric-1.0	1388	16	Have you... .. E. Contacted, or attempted to contact, a politician or a civil servant to express your views.
6	v019	Q5f Political and social action: Donated money or raised funds for a social or political activity	continuous	numeric-1.0	1383	21	Have you... .. F. Donated money or raised funds for a social or political activity.
7	v020	Q5g Political and social action: Contacted or appeared in the media	continuous	numeric-1.0	1387	17	Have you... .. G. Contacted or appeared in the media to express your views.
8	v021	Q5h Political and social action: Joined an Internet political forum	continuous	numeric-1.0	1387	17	Have you... .. H. Joined an Internet political forum or discussion group.
9	v022	Q6a Belong/use to/never belonged: A political party.	continuous	numeric-1.0	1375	29	... A. A political party.
10	v023	Q6b Belong/use to/never belonged: Trade uni., business, or professional association.	continuous	numeric-1.0	1373	31	... B. A trade union, business, or professional association.
11	v024	Q6c Belong/use to/never belonged: Church or other religious organization.	continuous	numeric-1.0	1374	30	... C. A church or other religious organization.
12	v025	Q6d Belong/use to/never belonged: Sports, leisure or cultural group.	continuous	numeric-1.0	1376	28 D. A sports, leisure or cultural group.
13	v026	Q6e Belong/use to/never belonged: Another voluntary association.	continuous	numeric-1.0	1378	26	... E. Another voluntary association.
14	v039	Q11 How interested in politics	continuous	numeric-1.0	1394	10	How interested would you say you personally are in politics?
15	v044	Q15 When you're together with your friends/relatives/fellow workers, how often do you discuss politics	continuous	numeric-1.0	1395	9	When you get together with your friends, relatives or fellow workers, how often do you discuss politics?
16	v045	Q16 Strong opinion about politics, try to persuade your friends/relatives/fellow workers	continuous	numeric-1.0	1393	11	When you hold a strong opinion about politics, how often do you try to persuade your friends, relatives or fellow workers to share your views?

Group Toleranse for radikale/ekstremister

#	Name	Label	Type	Format	Valid	Invalid	Question
1	v011	Q2 Public meetings: Religious extremists	continuous	numeric-1.0	1396	8	Should religious extremists be allowed to hold public meetings?
2	v012	Q3 Public meetings: People who want to overthrow the government by force	continuous	numeric-1.0	1392	12	Should people who want to overthrow the government by force be allowed to hold public meetings?
3	v013	Q4 Public meetings People prejudiced against any racial or ethnic group	continuous	numeric-1.0	1394	10	Should people prejudiced against any racial or ethnic group be allowed to hold public meetings?
4	v071	Q32a Not allowed to organize public meetings: Christian fundamentalists	continuous	numeric-1.0	1377	27	Are there any of these groups you think should not be allowed to organize public meetings? ... A. Christian fundamentalists.

#	Name	Label	Type	Format	Valid	Invalid	Question
5	v072	Q32b Not allowed to organize public meetings: Muslim fundamentalists	continuous	numeric-1.0	1377	27	Are there any of these groups you think should not be allowed to organize public meetings? ... B. Muslim fundamentalists.
6	v073	Q32c Not allowed to organize public meetings: Left-wing extremist	continuous	numeric-1.0	1377	27	Are there any of these groups you think should not be allowed to organize public meetings? ... C. Left-wing extremists.
7	v074	Q32d Not allowed to organize public meetings: Racists	continuous	numeric-1.0	1377	27	Are there any of these groups you think should not be allowed to organize public meetings? ... D. Racists
8	v075	Q32e Not allowed to organize public meetings: Conscientious objectors	continuous	numeric-1.0	1377	27	Are there any of these groups you think should not be allowed to organize public meetings? ... E. Conscientious objectors.
9	v076	Q32f Not allowed to organize public meetings: Nazis	continuous	numeric-1.0	1377	27	Are there any of these groups you think should not be allowed to organize public meetings? ... F. Nazis.
10	v077	Q32g Not allowed to organize public meetings: Communists	continuous	numeric-1.0	1377	27	Are there any of these groups you think should not be allowed to organize public meetings? ... G. Communists.
11	v078	Q32h Not allowed to organize public meetings: Atheists	continuous	numeric-1.0	1377	27	Are there any of these groups you think should not be allowed to organize public meetings? ... H. Atheists.
12	v079	Q32i Not allowed to organize public meetings: Right-wing extremists	continuous	numeric-1.0	1377	27	Are there any of these groups you think should not be allowed to organize public meetings? ... I. Right-wing extremists.
13	v080	Q32j Not allowed to organize public meetings: Everyone should get to hold meetings	continuous	numeric-1.0	1377	27	Are there any of these groups you think should not be allowed to organize public meetings? ... J. Everyone should get to hold meetings
14	v081	Q33a Not allowed to participate in radio and television: Christian fundamentalists	continuous	numeric-1.0	1363	41	And should som of the following groups not be allowed to participate in radio and television? ... A. Christian fundamentalists.
15	v082	Q33b Not allowed to participate in radio and television: Muslim fundamentalists	continuous	numeric-1.0	1363	41	And should som of the following groups not be allowed to participate in radio and television? ... B. Muslim fundamentalists.
16	v083	Q33c Not allowed to participate in radio and television: Left-wing extremists	continuous	numeric-1.0	1363	41	And should som of the following groups not be allowed to participate in radio and television? ... C. Left-wing extremists.
17	v084	Q33d Not allowed to participate in radio and television: Racists	continuous	numeric-1.0	1363	41	And should som of the following groups not be allowed to participate in radio and television? ... D. Racists
18	v085	Q33e Not allowed to participate in radio and television: Conscientious objectors	continuous	numeric-1.0	1363	41	And should som of the following groups not be allowed to participate in radio and television? ... E. Conscientious objectors.
19	v086	Q33f Not allowed to participate in radio and television: Nazis	continuous	numeric-1.0	1363	41	And should som of the following groups not be allowed to participate in radio and television? ... F. Nazis.
20	v087	Q33g Not allowed to participate in radio and television: Communists	continuous	numeric-1.0	1363	41	And should som of the following groups not be allowed to participate in radio and television? ... G. Communists.
21	v088	Q33h Not allowed to participate in radio and television: Atheists	continuous	numeric-1.0	1363	41	And should som of the following groups not be allowed to participate in radio and television? ... H. Atheists.

#	Name	Label	Type	Format	Valid	Invalid	Question
22	v089	Q33i Not allowed to participate in radio and television: Right-wing extremists	continuous	numeric-1.0	1363	41	And should som of the following groups not be allowed to participate in radio and television? ... I. Right-wing extremists.
23	v090	Q33j Not allowed to participate in radio and television: Alle bør få delta	continuous	numeric-1.0	1363	41	And should som of the following groups not be allowed to participate in radio and television? ... J. Everyone should participate.
24	v091	Q34a Which of the following groups do you dislike the most: Christian fundamentalists	continuous	numeric-1.0	1371	33	Which of the following groups do you dislike the most? ... A. Christian fundamentalists.
25	v092	Q34b Which of the following groups do you dislike the most: Muslim fundamentalists	continuous	numeric-1.0	1371	33	Which of the following groups do you dislike the most? ... B. Muslim fundamentalists.
26	v093	Q34c Which of the following groups do you dislike the most: Left-wing extremists	continuous	numeric-1.0	1371	33	Which of the following groups do you dislike the most? ... C. Left-wing extremists.
27	v094	Q34d Which of the following groups do you dislike the most: Racists	continuous	numeric-1.0	1371	33	Which of the following groups do you dislike the most? ... D. Racists.
28	v095	Q34e Which of the following groups do you dislike the most: Conscientious objectors	continuous	numeric-1.0	1371	33	Which of the following groups do you dislike the most? ... E. Conscientious objectors.
29	v096	Q34f Which of the following groups do you dislike the most: Nazis	continuous	numeric-1.0	1371	33	Which of the following groups do you dislike the most? ... F. Nazis.
30	v097	Q34g Which of the following groups do you dislike the most: Communists	continuous	numeric-1.0	1371	33	Which of the following groups do you dislike the most? ... G. Communists.
31	v098	Q34h Which of the following groups do you dislike the most: Atheists	continuous	numeric-1.0	1371	33	Which of the following groups do you dislike the most? ... H. Atheists.
32	v099	Q34i Which of the following groups do you dislike the most: Right-wing extremists	continuous	numeric-1.0	1371	33	Which of the following groups do you dislike the most? ... I. Right-wing extremists.
33	v100	Q35 How strongly do you dislike this group	continuous	numeric-1.0	1369	35	How strongly do you dislike this group? Would you say that you dislike it ...
34	v101	Q36 To what extent do you fear for this group	continuous	numeric-1.0	1351	53	And to what extent do you fear for this group? Do you feel ...

Group Holdninger til og oppfatninger om demokrati

#	Name	Label	Type	Format	Valid	Invalid	Question
1	v027	Q7a Democratic rights: Citizens have an adequate standard of living	continuous	numeric-1.0	1388	16	There are different opinions about people's rights in a democracy. On a scale of 1 to 7, where 1 is not at all important and 7 is very important, how important is it... ... A. That all citizens have an adequate standard of living.
2	v028	Q7b Democratic rights: Gov. authorities respect and protect the rights of minorities	continuous	numeric-1.0	1385	19	There are different opinions about people's rights in a democracy. On a scale of 1 to 7, where 1 is not at all important and 7 is very important, how important is it... ... B. That government

#	Name	Label	Type	Format	Valid	Invalid	Question
							authorities respect and protect the rights of minorities.
3	v029	Q7c Democratic rights: Government authorities treat everybody equally	continuous	numeric-1.0	1386	18	There are different opinions about people's rights in a democracy. On a scale of 1 to 7, where 1 is not at all important and 7 is very important, how important is it... .. C. That government authorities treat everybody equally regardless of their position in society.
4	v030	Q7d Democratic rights: Politicians take into account the views of citizens	continuous	numeric-1.0	1385	19	There are different opinions about people's rights in a democracy. On a scale of 1 to 7, where 1 is not at all important and 7 is very important, how important is it... .. D. That politicians take into account the views of citizens before making decisions.
5	v031	Q7e Democratic rights: More opportunities to participate in public decision-making	continuous	numeric-1.0	1386	18	There are different opinions about people's rights in a democracy. On a scale of 1 to 7, where 1 is not at all important and 7 is very important, how important is it... .. E. That people be given more opportunities to participate in public decision-making.
6	v032	Q7f Democratic rights: Citizens may engage in acts of civil disobedience	continuous	numeric-1.0	1381	23	There are different opinions about people's rights in a democracy. On a scale of 1 to 7, where 1 is not at all important and 7 is very important, how important is it... .. F. That citizens may engage in acts of civil disobedience when they oppose government actions.
7	v057	Q26a How well does democracy work in Norway today	continuous	numeric-2.0	1391	13	On the whole, on a scale of 0 to 10 where 0 is very poorly and 10 is very well. ... A. How well does democracy work in Norway today?
8	v058	Q26b Ten years ago: How well did democracy work in Norway then	continuous	numeric-2.0	1388	16	On the whole, on a scale of 0 to 10 where 0 is very poorly and 10 is very well. ... B. And what about 10 years ago? How well did democracy work in Norway then?
9	v059	Q26c Ten years ahead: How well do you think democracy will work in Norway then	continuous	numeric-2.0	1382	22	On the whole, on a scale of 0 to 10 where 0 is very poorly and 10 is very well. ... C. And how about 10 years from now? How well do you think democracy will work in Norway then?
10	v060	Q27 Statements about democratic rights and authorities	continuous	numeric-1.0	1382	22	Here are some views regarding Norway's political system. Which of these statements is closer to your view? ... A. Under no circumstances should democratic rights be restricted by the government. ... B. When the government thinks it is necessary it should restrict democratic rights.

Group Muligheter for politisk innflytelse

#	Name	Label	Type	Format	Valid	Invalid	Question
1	v033	Q8a People like me don't have any say about what the government does.	continuous	numeric-1.0	1389	15	To what extent do you agree or disagree with the following statements? ... A. People like me don't have any say about what the government does.

#	Name	Label	Type	Format	Valid	Invalid	Question
2	v034	Q8b I don't think the government cares much what people like me think	continuous	numeric-1.0	1387	17	To what extent do you agree or disagree with the following statements? ... B. I don't think the government cares much what people like me think.
3	v035	Q8c I have a good understanding of the important political issues facing Norway	continuous	numeric-1.0	1381	23	To what extent do you agree or disagree with the following statements? ... C. I feel I have a pretty good understanding of the important political issues facing Norway.
4	v036	Q8d People in Norway are better informed about politics and government than I am	continuous	numeric-1.0	1381	23	To what extent do you agree or disagree with the following statements? ... D. I think most people in Norway are better informed about politics and government than I am.
5	v037	Q9 Unjust or harmful proposal: Would be able to do something about it	continuous	numeric-1.0	1391	13	If such a case arose, how likely is it that you, acting alone or together with others, would be able to try to do something about it?
6	v038	Q10 Unjust or harmful proposal: Attention to your demands	continuous	numeric-1.0	1388	16	If you made such an effort, how likely is it that [appropriate national legislature] would give serious attention to your demands?

Group Tillit til politikere og andre

#	Name	Label	Type	Format	Valid	Invalid	Question
1	v040	Q12a Trust people in government to do what is right	continuous	numeric-1.0	1393	11	To what extent do you agree or disagree with the following statements? ... A. Most of the time we can trust people in government to do what is right.
2	v041	Q12b Politicians are in politics for what they can get out of it personally	continuous	numeric-1.0	1383	21	To what extent do you agree or disagree with the following statements? ... B. Most politicians are in politics only for what they can get out of it personally.
3	v042	Q13 How often: people would take advantage of you vs be fair	continuous	numeric-1.0	1388	16	How often do you think that people would try to take advantage of you if they got the chance, and how often would they try to be fair?
4	v043	Q14 People can be trusted or that you can't be too careful in dealing with people	continuous	numeric-1.0	1389	15	Generally speaking, would you say that people can be trusted or that you can't be too careful in dealing with people?

Group Holdninger til FN og internasjonale organisasjoner

#	Name	Label	Type	Format	Valid	Invalid	Question
1	v046	Q17 Statement on UN and power	continuous	numeric-1.0	1394	10	Thinking about the United Nations, which comes closest to your view?
2	v047	Q18 Statement on International organizations and decision-making	continuous	numeric-1.0	1383	21	v047 question details
3	v048	Q19 Statement on Human Rights and the UN	continuous	numeric-1.0	1384	20	Which of these two statements comes closer to your view? ... A. If a country seriously violates human rights, the United Nations should intervene. ... B. Even if human rights are seriously violated, the country's sovereignty must

#	Name	Label	Type	Format	Valid	Invalid	Question
							be respected, and the United Nations should not intervene.

Group Politiske forhold i Norge

#	Name	Label	Type	Format	Valid	Invalid	Question
1	v049	Q20a Political parties encourage people to become active in politics	continuous	numeric-1.0	1310	94	To what extent do you agree or disagree with the following statements? ... A. Political parties encourage people to become active in politics
2	v050	Q20b Political parties don't give voters real policy choices	continuous	numeric-1.0	1307	97	To what extent do you agree or disagree with the following statements? ... B. Political parties do not give voters real policy choices.
3	v051	Q20c Referendums are a good way to decide important political questions	continuous	numeric-1.0	1343	61	To what extent do you agree or disagree with the following statements? ... C. Referendums are a good way to decide important political questions.
4	v052	Q21 Last National Election: How honest regarding counting and reporting of votes	continuous	numeric-1.0	1389	15	Thinking of the last national election in Norway, how honest was it regarding the counting and reporting of the votes?
5	v053	Q22 Last National Election: Just with regard to the candidates/parties campaigning opportunities	continuous	numeric-1.0	1383	21	Thinking of the last national election in Norway, how fair was it regarding the opportunities of the candidates and parties to campaign?

Group Offentlige tjenester i Norge

#	Name	Label	Type	Format	Valid	Invalid	Question
1	v054	Q23 Public service: Committed is it to serve the people	continuous	numeric-1.0	1390	14	Thinking of the public service in Norway, how committed is it to serve the people?
2	v055	Q24 Public service: When mistakes, how likely that corrected	continuous	numeric-1.0	1392	12	When the public service makes serious mistakes in Norway how likely is it that they will be corrected?
3	v056	Q25 Public service: How widespread do you think corruption is	continuous	numeric-1.0	1390	14	How widespread do you think corruption is in the public service in Norway?

Group Forhold til andre mennesker

#	Name	Label	Type	Format	Valid	Invalid	Question
1	v061	Q28a When you meet people for the first time: Do/say something to show respect	continuous	numeric-1.0	1383	21	When you meet people for the first time, how important is it that you do or say something to show that you have respect for them?
2	v062	Q28b When you meet people you strongly disagree with: Do/say something to show you tolerate them	continuous	numeric-1.0	1375	29	When you meet people you strongly disagree with, how important is it to do or say something to show you tolerate them?

Group Syn på nyheter i radio og fjernsyn

#	Name	Label	Type	Format	Valid	Invalid	Question
---	------	-------	------	--------	-------	---------	----------

#	Name	Label	Type	Format	Valid	Invalid	Question
1	v063	Q29 How often do you watch news on television	continuous	numeric-1.0	1395	9	On average, how often do you watch news on television?
2	v064	Q30 How often follow the debate programs on television	continuous	numeric-1.0	1397	7	How often follow the debate programs on television. Is it...
3	v065	Q31a TV: program leaders who would rather have conflict/ argument than constructive debate	continuous	numeric-1.0	1367	37	v065 question details
4	v066	Q31b TV: Most programs provide a factual, informative and relevant picture of what is happening in politics	continuous	numeric-1.0	1362	42	v066 question details
5	v067	Q31c TV: constructed so the politicians with easy solutions and unfair arguments win the debates	continuous	numeric-1.0	1361	43	v067 question details
6	v068	Q31d TV: The debates brings out who has the best solutions to important social issues	continuous	numeric-1.0	1355	49	v068 question details
7	v069	Q31e TV: News and debate programs are clearly mark out the differences between political parties	continuous	numeric-1.0	1363	41	v069 question details
8	v070	Q31f TV: The politicians charm and eloquence is more important than knowledge and objectivity	continuous	numeric-1.0	1357	47	v070 question details

Group Tilknytning til geografiske områder

#	Name	Label	Type	Format	Valid	Invalid	Question
1	v102	Q37a Connection to the city, town or village where you live	continuous	numeric-2.0	1380	24	How strong connection do you have to... ... A. The city, town or village where you live?
2	v103	Q37b Connection to the municipality where you live	continuous	numeric-2.0	1377	27	How strong connection do you have to... ... B. The municipality where you live?
3	v104	Q37c Connection to the county where you live	continuous	numeric-2.0	1374	30	How strong connection do you have to... ... C. The county where you live?
4	v105	Q37d Connection to the region where you live	continuous	numeric-2.0	1368	36	How strong connection do you have to... ... D. The region where you live?
5	v106	Q37e Connection to Norway as a whole	continuous	numeric-2.0	1379	25	How strong connection do you have to... ... E. Norway as a whole?
6	v107	Q37f Connection to the Nordic countries	continuous	numeric-2.0	1364	40	How strong connection do you have to... ... F. The Nordic countries?
7	v108	Q37g Connection to Europe	continuous	numeric-2.0	1362	42	How strong connection do you have to... ... G. Europe?

Group Politiske holdninger

#	Name	Label	Type	Format	Valid	Invalid	Question
---	------	-------	------	--------	-------	---------	----------

#	Name	Label	Type	Format	Valid	Invalid	Question
1	v109	Q38a More government agencies should be moved to outlying districts	continuous	numeric-1.0	1379	25	We now come to some opinions that people like to express. We ask you to highlight for each statement whether you strongly agree, somewhat agree, somewhat disagree or completely disagree with this? ... A. More government agencies should be moved to outlying districts.
2	v110	Q38b High income should be taxed harder than it is today	continuous	numeric-1.0	1386	18	We now come to some opinions that people like to express. We ask you to highlight for each statement whether you strongly agree, somewhat agree, somewhat disagree or completely disagree with this? ... B. High income should be taxed harder than it is today.
3	v111	Q38c Immigration poses a serious threat to our national character	continuous	numeric-1.0	1380	24	We now come to some opinions that people like to express. We ask you to highlight for each statement whether you strongly agree, somewhat agree, somewhat disagree or completely disagree with this? ... C. Immigration poses a serious threat to our national character.
4	v112	Q38d Too little emphasis on environmental protection in today's Norway	continuous	numeric-1.0	1377	27	We now come to some opinions that people like to express. We ask you to highlight for each statement whether you strongly agree, somewhat agree, somewhat disagree or completely disagree with this? ... D. It is far too little emphasis on environmental protection in today's Norway
5	v113	Q38e We should aim for a society where Christian values ??play a larger role	continuous	numeric-1.0	1382	22	We now come to some opinions that people like to express. We ask you to highlight for each statement whether you strongly agree, somewhat agree, somewhat disagree or completely disagree with this? ... E. We should aim for a society where Christian values play a larger role.
6	v114	Q38f Globalization is essential to ensure economic growth	continuous	numeric-1.0	1375	29	We now come to some opinions that people like to express. We ask you to highlight for each statement whether you strongly agree, somewhat agree, somewhat disagree or completely disagree with this? ... F. Globalization is essential to ensure economic growth.

Group Holdninger til minoriteter

#	Name	Label	Type	Format	Valid	Invalid	Question
1	v115	Q39 Ulike folkegrupper ta vare på skikker/tradisjoner vs tilpasse seg	continuous	numeric-1.0	1386	18	What comes closest to your own opinion? 1. It is better for society that different ethnic groups take care of their customs and traditions. 2. It is better that different ethnic groups adapt to and become a part of society.
2	v116	Q40a Ethnic minorities should receive public support to preserve their customs and traditions	continuous	numeric-1.0	1387	17	To what extent do you agree or disagree with the following statements? ... A. Ethnic minorities with a long connection to Norway, for example, Lapps and Finns, should receive public support to preserve their customs and traditions.

#	Name	Label	Type	Format	Valid	Invalid	Question
3	v117	Q40b Ethnic minorities who have recently received an attachment to Norway should receive public support	continuous	numeric-1.0	1377	27	To what extent do you agree or disagree with the following statements? ... B. Ethnic minorities who have recently received an attachment to Norway, for example, people who have been granted residence in recent years, should receive public support to preserve their customs and traditions.

Group Samiske forhold

#	Name	Label	Type	Format	Valid	Invalid	Question
1	v118	Q41 Positive or negative to the establishment of the Sami parliament	continuous	numeric-1.0	1390	14	As you may know, the Norwegian Sami had their own elected bodies, the Sami Parliament since 1989. The Sami Parliament is elected by, and among, the Sami living in Norway. To what extent do you think it is positive or negative that the Sami Parliament was created?
2	v119	Q42 Myndighetene legge til rette for at samene utvikler sine egne institusjoner	continuous	numeric-1.0	1392	12	To what extent do you agree or disagree with the following statement: The Norwegian government should pave the way for the Sami to the greatest extent possible, develop their own Institutions in many areas of society.

Variables Description

Dataset contains 171 variable(s)

File : NSD0901

v001: Q1a Good citizen: Always to vote in elections

Information	[Type= continuous] [Format=numeric] [Range= 1-8] [Missing=*]
Statistics [NW/ W]	[Valid=1394 /-] [Invalid=10 /-]
Pre-question	There are different opinions as to what it takes to be a good citizen.
Literal question	As far as you are concerned personally on a scale of 1 to 7, where 1 is not at all important and 7 is very important, how important is it... ... A. Always to vote in elections.
Post-question	Plase tick one box only.
Concepts	Politics, National policy, Democracy, Political systems, National policy

Value	Label	Cases	Percentage
1	Not at all Important	31	2.2%
2	2	14	1.0%
3	3	38	2.7%
4	4	104	7.5%
5	5	145	10.4%
6	6	253	18.1%
7	Very Important	797	57.2%
8	Can't Choose	12	0.9%

Warning: these figures indicate the number of cases found in the data file. They cannot be interpreted as summary statistics of the population of interest.

v002: Q1b Good citizen: Never to try to evade taxes

Information	[Type= continuous] [Format=numeric] [Range= 1-8] [Missing=*]
Statistics [NW/ W]	[Valid=1388 /-] [Invalid=16 /-]
Pre-question	There are different opinions as to what it takes to be a good citizen.
Literal question	As far as you are concerned personally on a scale of 1 to 7, where 1 is not at all important and 7 is very important, how important is it... ... B. Never to try to evade taxes.
Post-question	Plase tick one box only.
Concepts	Politics, National policy, Democracy, Political systems, National policy

Value	Label	Cases	Percentage
1	Not at all Important	54	3.9%
2	2	35	2.5%
3	3	60	4.3%
4	4	145	10.4%
5	5	192	13.8%
6	6	263	18.9%
7	Very Important	620	44.7%
8	Can't Choose	19	1.4%

Warning: these figures indicate the number of cases found in the data file. They cannot be interpreted as summary statistics of the population of interest.

v003: Q1c Good citizen: Always obey laws and regulations

Information	[Type= continuous] [Format=numeric] [Range= 1-8] [Missing=*]
Statistics [NW/ W]	[Valid=1391 /-] [Invalid=13 /-]
Pre-question	There are different opinions as to what it takes to be a good citizen.

File : NSD0901

v003: Q1c Good citizen: Always obey laws and regulations

Literal question As far as you are concerned personally on a scale of 1 to 7, where 1 is not at all important and 7 is very important, how important is it...
... C. Always to obey laws and regulations.

Post-question Please tick one box only.

Concepts Politics, National policy, Democracy, Political systems, National policy

Value	Label	Cases	Percentage
1	Not at all Important	14	1.0%
2	2	14	1.0%
3	3	43	3.1%
4	4	94	6.8%
5	5	236	17.0%
6	6	346	24.9%
7	Very Important	632	45.4%
8	Can't Choose	12	0.9%

Warning: these figures indicate the number of cases found in the data file. They cannot be interpreted as summary statistics of the population of interest.

v004: Q1d Good citizen: Keep watch on the actions of government

Information [Type= continuous] [Format=numeric] [Range= 1-8] [Missing=*]

Statistics [NW/ W] [Valid=1382 /-] [Invalid=22 /-]

Pre-question There are different opinions as to what it takes to be a good citizen.

Literal question As far as you are concerned personally on a scale of 1 to 7, where 1 is not at all important and 7 is very important, how important is it...
... D. To keep watch on the actions of government.

Post-question Please tick one box only.

Concepts Politics, National policy, Democracy, Political systems, National policy

Value	Label	Cases	Percentage
1	Not at all Important	13	0.9%
2	2	18	1.3%
3	3	74	5.4%
4	4	184	13.3%
5	5	332	24.0%
6	6	287	20.8%
7	Very Important	448	32.4%
8	Can't Choose	26	1.9%

Warning: these figures indicate the number of cases found in the data file. They cannot be interpreted as summary statistics of the population of interest.

v005: Q1e Good citizen: Active in social or political associations

Information [Type= continuous] [Format=numeric] [Range= 1-8] [Missing=*]

Statistics [NW/ W] [Valid=1386 /-] [Invalid=18 /-]

Pre-question There are different opinions as to what it takes to be a good citizen.

Literal question As far as you are concerned personally on a scale of 1 to 7, where 1 is not at all important and 7 is very important, how important is it...
... E. To be active in social or political associations.

Post-question Please tick one box only.

File : NSD0901

v005: Q1e Good citizen: Active in social or political associations

Concepts Politics, National policy, Democracy, Political systems, National policy

Value	Label	Cases	Percentage
1	Not at all Important	115	8.3%
2	2	133	9.6%
3	3	202	14.6%
4	4	348	25.1%
5	5	274	19.8%
6	6	162	11.7%
7	Very Important	123	8.9%
8	Can't Choose	29	2.1%

Warning: these figures indicate the number of cases found in the data file. They cannot be interpreted as summary statistics of the population of interest.

v006: Q1f Good citizen: Try to understand the reasoning of people with other opinions

Information [Type= continuous] [Format=numeric] [Range= 1-8] [Missing=*]

Statistics [NW/ W] [Valid=1389 /-] [Invalid=15 /-]

Pre-question There are different opinions as to what it takes to be a good citizen.

Literal question As far as you are concerned personally on a scale of 1 to 7, where 1 is not at all important and 7 is very important, how important is it...

... F. To try to understand the reasoning of people with other opinions.

Post-question Please tick one box only.

Concepts Politics, National policy, Democracy, Political systems, National policy

Value	Label	Cases	Percentage
1	Not at all Important	29	2.1%
2	2	21	1.5%
3	3	41	3.0%
4	4	128	9.2%
5	5	302	21.7%
6	6	386	27.8%
7	Very Important	474	34.1%
8	Can't Choose	8	0.6%

Warning: these figures indicate the number of cases found in the data file. They cannot be interpreted as summary statistics of the population of interest.

v007: Q1g Good citizen: Choose products for political, ethical or environmental reasons

Information [Type= continuous] [Format=numeric] [Range= 1-8] [Missing=*]

Statistics [NW/ W] [Valid=1385 /-] [Invalid=19 /-]

Pre-question There are different opinions as to what it takes to be a good citizen.

Literal question As far as you are concerned personally on a scale of 1 to 7, where 1 is not at all important and 7 is very important, how important is it...

... G. To choose products for political, ethical or environmental reasons, even if they cost a bit more.

Post-question Please tick one box only.

Concepts Politics, National policy, Democracy, Political systems, National policy

Value	Label	Cases	Percentage
1	Not at all Important	143	10.3%

File : NSD0901

v007: Q1g Good citizen: Choose products for political, ethical or environmental reasons

Value	Label	Cases	Percentage
2	2	119	8.6%
3	3	184	13.3%
4	4	301	21.7%
5	5	301	21.7%
6	6	180	13.0%
7	Very Important	120	8.7%
8	Can't Choose	37	2.7%

Warning: these figures indicate the number of cases found in the data file. They cannot be interpreted as summary statistics of the population of interest.

v008: Q1h Good citizen: Help people in Norway who are worse off

Information	[Type= continuous] [Format=numeric] [Range= 1-8] [Missing=*]
Statistics [NW/ W]	[Valid=1383 /-] [Invalid=21 /-]
Pre-question	There are different opinions as to what it takes to be a good citizen.
Literal question	As far as you are concerned personally on a scale of 1 to 7, where 1 is not at all important and 7 is very important, how important is it... ... H. To help people in Norway who are worse off than yourself.
Post-question	Plase tick one box only.
Concepts	Politics, National policy, Democracy, Political systems, National policy

Value	Label	Cases	Percentage
1	Not at all Important	12	0.9%
2	2	19	1.4%
3	3	75	5.4%
4	4	191	13.8%
5	5	313	22.6%
6	6	341	24.7%
7	Very Important	416	30.1%
8	Can't Choose	16	1.2%

Warning: these figures indicate the number of cases found in the data file. They cannot be interpreted as summary statistics of the population of interest.

v009: Q1i Good citizen: Help people in the rest of the world who are worse off

Information	[Type= continuous] [Format=numeric] [Range= 1-8] [Missing=*]
Statistics [NW/ W]	[Valid=1391 /-] [Invalid=13 /-]
Pre-question	There are different opinions as to what it takes to be a good citizen.
Literal question	As far as you are concerned personally on a scale of 1 to 7, where 1 is not at all important and 7 is very important, how important is it... ... I. To help people in the rest of the world who are worse off than yourself.
Post-question	Plase tick one box only.
Concepts	Politics, National policy, Democracy, Political systems, National policy

Value	Label	Cases	Percentage
1	Not at all Important	54	3.9%
2	2	72	5.2%
3	3	157	11.3%
4	4	279	20.1%

File : NSD0901

v009: Q1i Good citizen: Help people in the rest of the world who are worse off

Value	Label	Cases	Percentage
5	5	302	21.7%
6	6	243	17.5%
7	Very Important	263	18.9%
8	Can't Choose	21	1.5%

Warning: these figures indicate the number of cases found in the data file. They cannot be interpreted as summary statistics of the population of interest.

v010: Q1j Good citizen: Willing to serve in the military at a time of need

Information	[Type= continuous] [Format=numeric] [Range= 1-8] [Missing=*]
Statistics [NW/ W]	[Valid=1378 /-] [Invalid=26 /-]
Pre-question	There are different opinions as to what it takes to be a good citizen.
Literal question	As far as you are concerned personally on a scale of 1 to 7, where 1 is not at all important and 7 is very important, how important is it... ... J. To be willing to serve in the military at a time of need.
Post-question	Plase tick one box only.
Concepts	Politics, National policy, Democracy, Political systems, National policy

Value	Label	Cases	Percentage
1	Not at all Important	141	10.2%
2	2	75	5.4%
3	3	110	8.0%
4	4	182	13.2%
5	5	219	15.9%
6	6	263	19.1%
7	Very Important	283	20.5%
8	Can't Choose	105	7.6%

Warning: these figures indicate the number of cases found in the data file. They cannot be interpreted as summary statistics of the population of interest.

v011: Q2 Public meetings: Religious extremists

Information	[Type= continuous] [Format=numeric] [Range= 1-8] [Missing=*]
Statistics [NW/ W]	[Valid=1396 /-] [Invalid=8 /-]
Pre-question	There are a number of groups in society.
Literal question	Should religious extremists be allowed to hold public meetings?
Post-question	Plase tick one box only.
Concepts	Politics, National policy, Democracy, Political systems, National policy

Value	Label	Cases	Percentage
1	Should definitely be allowed	135	9.7%
2	Should probably be allowed	305	21.8%
3	Should probably not be allowed	306	21.9%
4	Should definitely not be allowed	551	39.5%
8	Can't Choose	99	7.1%

Warning: these figures indicate the number of cases found in the data file. They cannot be interpreted as summary statistics of the population of interest.

v012: Q3 Public meetings: People who want to overthrow the government by force

Information	[Type= continuous] [Format=numeric] [Range= 1-8] [Missing=*]
--------------------	--

File : NSD0901

v012: Q3 Public meetings: People who want to overthrow the government by force

Statistics [NW/ W] [Valid=1392 /-] [Invalid=12 /-]

Literal question Should people who want to overthrow the government by force be allowed to hold public meetings?

Post-question Please tick one box only.

Concepts Politics, National policy, Democracy, Political systems, National policy

Value	Label	Cases	Percentage
1	Should definitely be allowed	94	6.8%
2	Should probably be allowed	192	13.8%
3	Should probably not be allowed	242	17.4%
4	Should definitely not be allowed	764	54.9%
8	Can't Choose	100	7.2%

Warning: these figures indicate the number of cases found in the data file. They cannot be interpreted as summary statistics of the population of interest.

v013: Q4 Public meetings People prejudiced against any racial or ethnic group

Information [Type= continuous] [Format=numeric] [Range= 1-8] [Missing=*]

Statistics [NW/ W] [Valid=1394 /-] [Invalid=10 /-]

Literal question Should people prejudiced against any racial or ethnic group be allowed to hold public meetings?

Post-question Please tick one box only.

Concepts Politics, National policy, Democracy, Political systems, National policy

Value	Label	Cases	Percentage
1	Should definitely be allowed	153	11.0%
2	Should probably be allowed	338	24.2%
3	Should probably not be allowed	319	22.9%
4	Should definitely not be allowed	506	36.3%
8	Can't Choose	78	5.6%

Warning: these figures indicate the number of cases found in the data file. They cannot be interpreted as summary statistics of the population of interest.

v014: Q5a Political and social action: Signed a petition

Information [Type= continuous] [Format=numeric] [Range= 1-8] [Missing=*]

Statistics [NW/ W] [Valid=1388 /-] [Invalid=16 /-]

Pre-question Here are some different forms of political and social action that people can take. Please indicate, for each one,
 - whether you have done any of these things in the past year,
 - whether you have done it in the more distant past,
 - whether you have not done it but might do it
 - or have not done it and would never, under any circumstances, do it.

Literal question Have you...
 ... A. Signed a petition.

Post-question Please tick one box only.

Concepts Politics, National policy, Democracy, Political systems, National policy

Value	Label	Cases	Percentage
1	Have done it in the past year	366	26.4%
2	Have done it in the more distant past	531	38.3%
3	Have not done it but might do	354	25.5%
4	Have not done it and would never do it	96	6.9%
8	Can't choose	41	3.0%

File : NSD0901**# v014: Q5a Political and social action: Signed a petition***Warning: these figures indicate the number of cases found in the data file. They cannot be interpreted as summary statistics of the population of interest.***# v015: Q5b Political and social action: Boycotted/deliberately bought, products for pol., eth. or env. reasons**

Information	[Type= continuous] [Format=numeric] [Range= 1-8] [Missing=*]
Statistics [NW/ W]	[Valid=1379 /-] [Invalid=25 /-]
Pre-question	Here are some different forms of political and social action that people can take. Please indicate, for each one, - whether you have done any of these things in the past year, - whether you have done it in the more distant past, - whether you have not done it but might do it - or have not done it and would never, under any circumstances, do it.
Literal question	Have you... ... B. Boycotted, or deliberately bought, certain products for political, ethical or environmental reasons.
Post-question	Plase tick one box only.
Concepts	Politics, National policy, Democracy, Political systems, National policy

Value	Label	Cases	Percentage
1	Have done it in the past year	319	23.1%
2	Have done it in the more distant past	167	12.1%
3	Have not done it but might do	501	36.3%
4	Have not done it and would never do it	275	19.9%
8	Can't choose	117	8.5%

*Warning: these figures indicate the number of cases found in the data file. They cannot be interpreted as summary statistics of the population of interest.***# v016: Q5c Political and social action: Took part in a demonstration**

Information	[Type= continuous] [Format=numeric] [Range= 1-8] [Missing=*]
Statistics [NW/ W]	[Valid=1380 /-] [Invalid=24 /-]
Pre-question	Here are some different forms of political and social action that people can take. Please indicate, for each one, - whether you have done any of these things in the past year, - whether you have done it in the more distant past, - whether you have not done it but might do it - or have not done it and would never, under any circumstances, do it.
Literal question	Have you... ... C. Took part in a demonstration.
Post-question	Plase tick one box only.
Concepts	Politics, National policy, Democracy, Political systems, National policy

Value	Label	Cases	Percentage
1	Have done it in the past year	69	5.0%
2	Have done it in the more distant past	275	19.9%
3	Have not done it but might do	582	42.2%
4	Have not done it and would never do it	418	30.3%
8	Can't choose	36	2.6%

*Warning: these figures indicate the number of cases found in the data file. They cannot be interpreted as summary statistics of the population of interest.***# v017: Q5d Political and social action: Attended a political meeting or rally**

Information	[Type= continuous] [Format=numeric] [Range= 1-8] [Missing=*]
Statistics [NW/ W]	[Valid=1381 /-] [Invalid=23 /-]
Pre-question	Here are some different forms of political and social action that people can take. Please indicate, for each one, - whether you have done any of these things in the past year,

File : NSD0901

v017: Q5d Political and social action: Attended a political meeting or rally

- whether you have done it in the more distant past,
 - whether you have not done it but might do it
 - or have not done it and would never, under any circumstances, do it.

Literal question
 Have you...
 ... D. Attended a political meeting or rally.

Post-question
 Please tick one box only.

Concepts
 Politics, National policy, Democracy, Political systems, National policy

Value	Label	Cases	Percentage
1	Have done it in the past year	163	11.8%
2	Have done it in the more distant past	392	28.4%
3	Have not done it but might do	499	36.1%
4	Have not done it and would never do it	287	20.8%
8	Can't choose	40	2.9%

Warning: these figures indicate the number of cases found in the data file. They cannot be interpreted as summary statistics of the population of interest.

v018: Q5e Political and social action: Contacted, a politician or a civil servant

Information
 [Type= continuous] [Format=numeric] [Range= 1-8] [Missing=*]

Statistics [NW/ W]
 [Valid=1388 /-] [Invalid=16 /-]

Pre-question
 Here are some different forms of political and social action that people can take. Please indicate, for each one,
 - whether you have done any of these things in the past year,
 - whether you have done it in the more distant past,
 - whether you have not done it but might do it
 - or have not done it and would never, under any circumstances, do it.

Literal question
 Have you...
 ... E. Contacted, or attempted to contact, a politician or a civil servant to express your views.

Post-question
 Please tick one box only.

Concepts
 Politics, National policy, Democracy, Political systems, National policy

Value	Label	Cases	Percentage
1	Have done it in the past year	160	11.5%
2	Have done it in the more distant past	162	11.7%
3	Have not done it but might do	641	46.2%
4	Have not done it and would never do it	382	27.5%
8	Can't choose	43	3.1%

Warning: these figures indicate the number of cases found in the data file. They cannot be interpreted as summary statistics of the population of interest.

v019: Q5f Political and social action: Donated money or raised funds for a social or political activity

Information
 [Type= continuous] [Format=numeric] [Range= 1-8] [Missing=*]

Statistics [NW/ W]
 [Valid=1383 /-] [Invalid=21 /-]

Pre-question
 Here are some different forms of political and social action that people can take. Please indicate, for each one,
 - whether you have done any of these things in the past year,
 - whether you have done it in the more distant past,
 - whether you have not done it but might do it
 - or have not done it and would never, under any circumstances, do it.

Literal question
 Have you...
 ... F. Donated money or raised funds for a social or political activity.

Post-question
 Please tick one box only.

File : NSD0901

v019: Q5f Political and social action: Donated money or raised funds for a social or political activity

Concepts Politics, National policy, Democracy, Political systems, National policy

Value	Label	Cases	Percentage
1	Have done it in the past year	487	35.2%
2	Have done it in the more distant past	263	19.0%
3	Have not done it but might do	271	19.6%
4	Have not done it and would never do it	312	22.6%
8	Can't choose	50	3.6%

Warning: these figures indicate the number of cases found in the data file. They cannot be interpreted as summary statistics of the population of interest.

v020: Q5g Political and social action: Contacted or appeared in the media

Information [Type= continuous] [Format=numeric] [Range= 1-8] [Missing=*]

Statistics [NW/ W] [Valid=1387 /-] [Invalid=17 /-]

Pre-question Here are some different forms of political and social action that people can take. Please indicate, for each one,
 - whether you have done any of these things in the past year,
 - whether you have done it in the more distant past,
 - whether you have not done it but might do it
 - or have not done it and would never, under any circumstances, do it.

Literal question Have you...

 ... G. Contacted or appeared in the media to express your views.

Post-question Please tick one box only.

Concepts Politics, National policy, Democracy, Political systems, National policy

Value	Label	Cases	Percentage
1	Have done it in the past year	85	6.1%
2	Have done it in the more distant past	153	11.0%
3	Have not done it but might do	516	37.2%
4	Have not done it and would never do it	596	43.0%
8	Can't choose	37	2.7%

Warning: these figures indicate the number of cases found in the data file. They cannot be interpreted as summary statistics of the population of interest.

v021: Q5h Political and social action:: Joined an Internet political forum

Information [Type= continuous] [Format=numeric] [Range= 1-8] [Missing=*]

Statistics [NW/ W] [Valid=1387 /-] [Invalid=17 /-]

Pre-question Here are some different forms of political and social action that people can take. Please indicate, for each one,
 - whether you have done any of these things in the past year,
 - whether you have done it in the more distant past,
 - whether you have not done it but might do it
 - or have not done it and would never, under any circumstances, do it.

Literal question Have you...

 ... H. Joined an Internet political forum or discussion group.

Post-question Please tick one box only.

Concepts Politics, National policy, Democracy, Political systems, National policy

Value	Label	Cases	Percentage
1	Have done it in the past year	36	2.6%
2	Have done it in the more distant past	28	2.0%
3	Have not done it but might do	387	27.9%

File : NSD0901

v021: Q5h Political and social action:: Joined an Internet political forum

Value	Label	Cases	Percentage
4	Have not done it and would never do it	859	61.9%
8	Can't choose	77	5.6%

Warning: these figures indicate the number of cases found in the data file. They cannot be interpreted as summary statistics of the population of interest.

v022: Q6a Belong/use to/never belonged: A political party.

Information	[Type= continuous] [Format=numeric] [Range= 1-8] [Missing=*]
Statistics [NW/ W]	[Valid=1375 /-] [Invalid=29 /-]
Pre-question	People sometimes belong to different kinds of groups or associations. For each type of group, please indicate whether you, - belong and actively participate, - belong but don't actively participate, - used to belong but do not any more, - or have never belonged to it.
Literal question	... A. A political party.
Post-question	Plase tick one box only.
Concepts	Politics, National policy, Democracy, Political systems, National policy

Value	Label	Cases	Percentage
1	Belong and actively participate	36	2.6%
2	Belong but don't participate	200	14.5%
3	Used to belong	223	16.2%
4	Never belonged	907	66.0%
8	Can't choose.	9	0.7%

Warning: these figures indicate the number of cases found in the data file. They cannot be interpreted as summary statistics of the population of interest.

v023: Q6b Belong/use to/never belonged: Trade uni., business, or professional association.

Information	[Type= continuous] [Format=numeric] [Range= 1-8] [Missing=*]
Statistics [NW/ W]	[Valid=1373 /-] [Invalid=31 /-]
Pre-question	People sometimes belong to different kinds of groups or associations. For each type of group, please indicate whether you, - belong and actively participate, - belong but don't actively participate, - used to belong but do not any more, - or have never belonged to it.
Literal question	... B. A trade union, business, or professional association.
Post-question	Plase tick one box only.
Concepts	Politics, National policy, Democracy, Political systems, National policy

Value	Label	Cases	Percentage
1	Belong and actively participate	171	12.5%
2	Belong but don't participate	547	39.8%
3	Used to belong	300	21.8%
4	Never belonged	345	25.1%
8	Can't choose.	10	0.7%

Warning: these figures indicate the number of cases found in the data file. They cannot be interpreted as summary statistics of the population of interest.

v024: Q6c Belong/use to/never belonged: Church or other religious organization.

Information	[Type= continuous] [Format=numeric] [Range= 1-8] [Missing=*]
Statistics [NW/ W]	[Valid=1374 /-] [Invalid=30 /-]
Pre-question	People sometimes belong to different kinds of groups or associations. For each type of group, please indicate whether you,

File : NSD0901

v024: Q6c Belong/use to/never belonged: Church or other religious organization.

- belong and actively participate,
- belong but don't actively participate,
- used to belong but do not any more,
- or have never belonged to it.

Literal question ... C. A church or other religious organization.

Post-question Please tick one box only.

Concepts Politics, National policy, Democracy, Political systems, National policy

Value	Label	Cases	Percentage
1	Belong and actively participate	132	9.6%
2	Belong but don't participate	658	47.9%
3	Used to belong	118	8.6%
4	Never belonged	454	33.0%
8	Can't choose.	12	0.9%

Warning: these figures indicate the number of cases found in the data file. They cannot be interpreted as summary statistics of the population of interest.

v025: Q6d Belong/use to/never belonged: Sports, leisure or cultural group.

Information [Type= continuous] [Format=numeric] [Range= 1-8] [Missing=*]

Statistics [NW/ W] [Valid=1376 /-] [Invalid=28 /-]

Pre-question People sometimes belong to different kinds of groups or associations. For each type of group, please indicate whether you,

- belong and actively participate,
- belong but don't actively participate,
- used to belong but do not any more,
- or have never belonged to it.

Literal question D. A sports, leisure or cultural group.

Post-question Please tick one box only.

Concepts Politics, National policy, Democracy, Political systems, National policy

Value	Label	Cases	Percentage
1	Belong and actively participate	376	27.3%
2	Belong but don't participate	225	16.4%
3	Used to belong	531	38.6%
4	Never belonged	234	17.0%
8	Can't choose.	10	0.7%

Warning: these figures indicate the number of cases found in the data file. They cannot be interpreted as summary statistics of the population of interest.

v026: Q6e Belong/use to/never belonged: Another voluntary association.

Information [Type= continuous] [Format=numeric] [Range= 1-8] [Missing=*]

Statistics [NW/ W] [Valid=1378 /-] [Invalid=26 /-]

Pre-question People sometimes belong to different kinds of groups or associations. For each type of group, please indicate whether you,

- belong and actively participate,
- belong but don't actively participate,
- used to belong but do not any more,
- or have never belonged to it.

Literal question ... E. Another voluntary association.

Post-question Please tick one box only.

Concepts Politics, National policy, Democracy, Political systems, National policy

Value	Label	Cases	Percentage
1	Belong and actively participate	272	19.7%

File : NSD0901

v026: Q6e Belong/use to/never belonged: Another voluntary association.

Value	Label	Cases	Percentage
2	Belong but don't participate	238	17.3%
3	Used to belong	335	24.3%
4	Never belonged	495	35.9%
8	Can't choose.	38	2.8%

Warning: these figures indicate the number of cases found in the data file. They cannot be interpreted as summary statistics of the population of interest.

v027: Q7a Democratic rights: Citizens have an adequate standard of living

Information	[Type= continuous] [Format=numeric] [Range= 1-8] [Missing=*]
Statistics [NW/ W]	[Valid=1388 /-] [Invalid=16 /-]
Literal question	There are different opinions about people's rights in a democracy. On a scale of 1 to 7, where 1 is not at all important and 7 is very important, how important is it... ... A. That all citizens have an adequate standard of living.
Post-question	Plase tick one box only.
Concepts	Politics, National policy, Democracy, Political systems, National policy

Value	Label	Cases	Percentage
1	Not at all Imprtant	5	0.4%
2	2	4	0.3%
3	3	12	0.9%
4	4	37	2.7%
5	5	102	7.3%
6	6	197	14.2%
7	Very Important	1021	73.6%
8	Can't choose	10	0.7%

Warning: these figures indicate the number of cases found in the data file. They cannot be interpreted as summary statistics of the population of interest.

v028: Q7b Democratic rights: Gov. authorities respect and protect the rights of minorities

Information	[Type= continuous] [Format=numeric] [Range= 1-8] [Missing=*]
Statistics [NW/ W]	[Valid=1385 /-] [Invalid=19 /-]
Literal question	There are different opinions about people's rights in a democracy. On a scale of 1 to 7, where 1 is not at all important and 7 is very important, how important is it... ... B. That government authorities respect and protect the rights of minorities.
Post-question	Plase tick one box only.
Concepts	Politics, National policy, Democracy, Political systems, National policy

Value	Label	Cases	Percentage
1	Not at all Imprtant	19	1.4%
2	2	13	0.9%
3	3	36	2.6%
4	4	111	8.0%
5	5	173	12.5%
6	6	273	19.7%
7	Very Important	737	53.2%
8	Can't choose	23	1.7%

Warning: these figures indicate the number of cases found in the data file. They cannot be interpreted as summary statistics of the population of interest.

File : NSD0901

v029: Q7c Democratic rights: Government authorities treat everybody equally

Information	[Type= continuous] [Format=numeric] [Range= 1-8] [Missing=*]
Statistics [NW/ W]	[Valid=1386 /-] [Invalid=18 /-]
Literal question	There are different opinions about people's rights in a democracy. On a scale of 1 to 7, where 1 is not at all important and 7 is very important, how important is it... ... C. That government authorities treat everybody equally regardless of their position in society.
Post-question	Plase tick one box only.
Concepts	Politics, National policy, Democracy, Political systems, National policy

Value	Label	Cases	Percentage
1	Not at all Imprtant	7	0.5%
2	2	8	0.6%
3	3	20	1.4%
4	4	52	3.8%
5	5	80	5.8%
6	6	165	11.9%
7	Very Important	1042	75.2%
8	Can't choose	12	0.9%

Warning: these figures indicate the number of cases found in the data file. They cannot be interpreted as summary statistics of the population of interest.

v030: Q7d Democratic rights: Politicians take into account the views of citizens

Information	[Type= continuous] [Format=numeric] [Range= 1-8] [Missing=*]
Statistics [NW/ W]	[Valid=1385 /-] [Invalid=19 /-]
Literal question	There are different opinions about people's rights in a democracy. On a scale of 1 to 7, where 1 is not at all important and 7 is very important, how important is it... ... D. That politicians take into account the views of citizens before making decisions.
Post-question	Plase tick one box only.
Concepts	Politics, National policy, Democracy, Political systems, National policy

Value	Label	Cases	Percentage
1	Not at all Imprtant	1	0.1%
2	2	4	0.3%
3	3	15	1.1%
4	4	46	3.3%
5	5	121	8.7%
6	6	276	19.9%
7	Very Important	906	65.4%
8	Can't choose	16	1.2%

Warning: these figures indicate the number of cases found in the data file. They cannot be interpreted as summary statistics of the population of interest.

v031: Q7e Democratic rights: More opportunities to participate in public decision-making

Information	[Type= continuous] [Format=numeric] [Range= 1-8] [Missing=*]
Statistics [NW/ W]	[Valid=1386 /-] [Invalid=18 /-]
Literal question	There are different opinions about people's rights in a democracy. On a scale of 1 to 7, where 1 is not at all important and 7 is very important, how important is it... ... E. That people be given more opportunities to participate in public decision-making.
Post-question	Plase tick one box only.

File : NSD0901

v031: Q7e Democratic rights: More opportunities to participate in public decision-making

Concepts Politics, National policy, Democracy, Political systems, National policy

Value	Label	Cases	Percentage
1	Not at all Imprtant	5	0.4%
2	2	7	0.5%
3	3	32	2.3%
4	4	106	7.6%
5	5	247	17.8%
6	6	344	24.8%
7	Very Important	611	44.1%
8	Can't choose	34	2.5%

Warning: these figures indicate the number of cases found in the data file. They cannot be interpreted as summary statistics of the population of interest.

v032: Q7f Democratic rights: Citizens may engage in acts of civil disobedience

Information [Type= continuous] [Format=numeric] [Range= 1-8] [Missing=*]

Statistics [NW/ W] [Valid=1381 /-] [Invalid=23 /-]

Literal question There are different opinions about people's rights in a democracy. On a scale of 1 to 7, where 1 is not at all important and 7 is very important, how important is it...

... F. That citizens may engage in acts of civil disobedience when they oppose government actions.

Post-question Plase tick one box only.

Concepts Politics, National policy, Democracy, Political systems, National policy

Value	Label	Cases	Percentage
1	Not at all Imprtant	144	10.4%
2	2	117	8.5%
3	3	138	10.0%
4	4	249	18.0%
5	5	254	18.4%
6	6	167	12.1%
7	Very Important	205	14.8%
8	Can't choose	107	7.7%

Warning: these figures indicate the number of cases found in the data file. They cannot be interpreted as summary statistics of the population of interest.

v033: Q8a People like me don't have any say about what the government does.

Information [Type= continuous] [Format=numeric] [Range= 1-8] [Missing=*]

Statistics [NW/ W] [Valid=1389 /-] [Invalid=15 /-]

Literal question To what extent do you agree or disagree with the following statements?

... A. People like me don't have any say about what the government does.

Post-question Plase tick one box only.

Concepts Politics, National policy, Democracy, Political systems, National policy

Value	Label	Cases	Percentage
1	Strongly Agree	164	11.8%
2	Agree	332	23.9%
3	Neither Agree nor Disagree	233	16.8%
4	Disagree	354	25.5%

File : NSD0901

v033: Q8a People like me don't have any say about what the government does.

Value	Label	Cases	Percentage
5	Strongly disagree	283	20.4%
8	Can't choose	23	1.7%

Warning: these figures indicate the number of cases found in the data file. They cannot be interpreted as summary statistics of the population of interest.

v034: Q8b I don't think the government cares much what people like me think

Information	[Type= continuous] [Format=numeric] [Range= 1-8] [Missing=*]
Statistics [NW/ W]	[Valid=1387 /-] [Invalid=17 /-]
Literal question	To what extent do you agree or disagree with the following statements? ... B. I don't think the government cares much what people like me think.
Post-question	Plase tick one box only.
Concepts	Politics, National policy, Democracy, Political systems, National policy

Value	Label	Cases	Percentage
1	Strongly Agree	204	14.7%
2	Agree	429	30.9%
3	Neither Agree nor Disagree	303	21.8%
4	Disagree	349	25.2%
5	Strongly disagree	71	5.1%
8	Can't choose	31	2.2%

Warning: these figures indicate the number of cases found in the data file. They cannot be interpreted as summary statistics of the population of interest.

v035: Q8c I have a good understanding of the important political issues facing Norway

Information	[Type= continuous] [Format=numeric] [Range= 1-8] [Missing=*]
Statistics [NW/ W]	[Valid=1381 /-] [Invalid=23 /-]
Literal question	To what extent do you agree or disagree with the following statements? ... C. I feel I have a pretty good understanding of the important political issues facing Norway.
Post-question	Plase tick one box only.
Concepts	Politics, National policy, Democracy, Political systems, National policy

Value	Label	Cases	Percentage
1	Strongly Agree	89	6.4%
2	Agree	687	49.7%
3	Neither Agree nor Disagree	366	26.5%
4	Disagree	122	8.8%
5	Strongly disagree	37	2.7%
8	Can't choose	80	5.8%

Warning: these figures indicate the number of cases found in the data file. They cannot be interpreted as summary statistics of the population of interest.

v036: Q8d People in Norway are better informed about politics and government than I am

Information	[Type= continuous] [Format=numeric] [Range= 1-8] [Missing=*]
Statistics [NW/ W]	[Valid=1381 /-] [Invalid=23 /-]
Literal question	To what extent do you agree or disagree with the following statements? ... D. I think most people in Norway are better informed about politics and government than I am.
Post-question	Plase tick one box only.

File : NSD0901

v036: Q8d People in Norway are better informed about politics and government than I am

Concepts Politics, National policy, Democracy, Political systems, National policy

Value	Label	Cases	Percentage
1	Strongly Agree	28	2.0%
2	Agree	112	8.1%
3	Neither Agree nor Disagree	377	27.3%
4	Disagree	639	46.3%
5	Strongly disagree	168	12.2%
8	Can't choose	57	4.1%

Warning: these figures indicate the number of cases found in the data file. They cannot be interpreted as summary statistics of the population of interest.

v037: Q9 Unjust or harmful proposal: Would be able to do something about it

Information [Type= continuous] [Format=numeric] [Range= 1-8] [Missing=*]

Statistics [NW/ W] [Valid=1391 /-] [Invalid=13 /-]

Pre-question Suppose a law were being considered by Stortinget that you considered to be unjust or harmful.

Literal question If such a case arose, how likely is it that you, acting alone or together with others, would be able to try to do something about it?

Post-question Please tick one box only.

Concepts Politics, National policy, Democracy, Political systems, National policy

Value	Label	Cases	Percentage
1	Very likely	83	6.0%
2	Fairly likely	344	24.7%
3	Not very likely	677	48.7%
4	Not at all likely	202	14.5%
8	Can't choose	85	6.1%

Warning: these figures indicate the number of cases found in the data file. They cannot be interpreted as summary statistics of the population of interest.

v038: Q10 Unjust or harmful proposal: Attention to your demands

Information [Type= continuous] [Format=numeric] [Range= 1-8] [Missing=*]

Statistics [NW/ W] [Valid=1388 /-] [Invalid=16 /-]

Pre-question Suppose a law were being considered by Stortinget that you considered to be unjust or harmful.

Literal question If you made such an effort, how likely is it that [appropriate national legislature] would give serious attention to your demands?

Post-question Please tick one box only.

Concepts Politics, National policy, Democracy, Political systems, National policy

Value	Label	Cases	Percentage
1	Very likely	12	0.9%
2	Fairly likely	142	10.2%
3	Not very likely	778	56.1%
4	Not at all likely	349	25.1%
8	Can't choose	107	7.7%

Warning: these figures indicate the number of cases found in the data file. They cannot be interpreted as summary statistics of the population of interest.

v039: Q11 How interested in politics

Information [Type= continuous] [Format=numeric] [Range= 1-8] [Missing=*]

Statistics [NW/ W] [Valid=1394 /-] [Invalid=10 /-]

File : NSD0901

v039: Q11 How interested in politics

Literal question	How interested would you say you personally are in politics?
Post-question	Plase tick one box only.
Concepts	Politics, National policy, Democracy, Political systems, National policy

Value	Label	Cases	Percentage
1	Very inerested	127	9.1%
2	Fairly interested	768	55.1%
3	Not very interested	435	31.2%
4	Not at all interested	53	3.8%
8	Can't choose	11	0.8%

Warning: these figures indicate the number of cases found in the data file. They cannot be interpreted as summary statistics of the population of interest.

v040: Q12a Trust people in government to do what is right

Information	[Type= continuous] [Format=numeric] [Range= 1-8] [Missing=*]
Statistics [NW/ W]	[Valid=1393 /-] [Invalid=11 /-]
Literal question	To what extent do you agree or disagree with the following statements? ... A. Most of the time we can trust people in government to do what is right.
Post-question	Plase tick one box only.
Concepts	Politics, National policy, Democracy, Political systems, National policy

Value	Label	Cases	Percentage
1	Strongly Agree	14	1.0%
2	Agree	357	25.6%
3	Neither Agree nor Disagree	531	38.1%
4	Disagree	357	25.6%
5	Strongly Disagree	105	7.5%
8	Can't Choose	29	2.1%

Warning: these figures indicate the number of cases found in the data file. They cannot be interpreted as summary statistics of the population of interest.

v041: Q12b Politicians are in politics for what they can get out of it personally

Information	[Type= continuous] [Format=numeric] [Range= 1-8] [Missing=*]
Statistics [NW/ W]	[Valid=1383 /-] [Invalid=21 /-]
Literal question	To what extent do you agree or disagree with the following statements? ... B. Most politicians are in politics only for what they can get out of it personally.
Post-question	Plase tick one box only.
Concepts	Politics, National policy, Democracy, Political systems, National policy

Value	Label	Cases	Percentage
1	Strongly Agree	69	5.0%
2	Agree	240	17.4%
3	Neither Agree nor Disagree	459	33.2%
4	Disagree	473	34.2%
5	Strongly Disagree	78	5.6%
8	Can't Choose	64	4.6%

Warning: these figures indicate the number of cases found in the data file. They cannot be interpreted as summary statistics of the population of interest.

File : NSD0901

v042: Q13 How often: people would take advantage of you vs be fair

Information	[Type= continuous] [Format=numeric] [Range= 1-8] [Missing=*]
Statistics [NW/ W]	[Valid=1388 /-] [Invalid=16 /-]
Literal question	How often do you think that people would try to take advantage of you if they got the chance, and how often would they try to be fair?
Post-question	Plase tick one box only.
Concepts	Politics, National policy, Democracy, Political systems, National policy

Value	Label	Cases	Percentage
1	Try to take advantage almost all of the time	30	2.2%
2	Try to take advantage most of the time	213	15.3%
3	Try to be fair most of the time	749	54.0%
4	Try to be fair almost all of the time	135	9.7%
8	Can't Choose	261	18.8%

Warning: these figures indicate the number of cases found in the data file. They cannot be interpreted as summary statistics of the population of interest.

v043: Q14 People can be trusted or that you can't be too careful in dealing with people

Information	[Type= continuous] [Format=numeric] [Range= 1-8] [Missing=*]
Statistics [NW/ W]	[Valid=1389 /-] [Invalid=15 /-]
Literal question	Generally speaking, would you say that people can be trusted or that you can't be too careful in dealing with people?
Post-question	Plase tick one box only.
Concepts	Politics, National policy, Democracy, Political systems, National policy

Value	Label	Cases	Percentage
1	People can almost always be trusted	47	3.4%
2	People can usually be trusted	943	67.9%
3	You usually can't be too careful in dealing with people	287	20.7%
4	You almost always can't be too careful in dealing with people	72	5.2%
8	Can't Choose	40	2.9%

Warning: these figures indicate the number of cases found in the data file. They cannot be interpreted as summary statistics of the population of interest.

v044: Q15 When you're together with your friends/relatives/fellow workers, how often do you discuss politics

Information	[Type= continuous] [Format=numeric] [Range= 1-8] [Missing=*]
Statistics [NW/ W]	[Valid=1395 /-] [Invalid=9 /-]
Literal question	When you get together with your friends, relatives or fellow workers, how often do you discuss politics?
Post-question	Plase tick one box only.
Concepts	Politics, National policy, Democracy, Political systems, National policy

Value	Label	Cases	Percentage
1	Often	215	15.4%
2	Sometimes	741	53.1%
3	Rarely	368	26.4%
4	Never	65	4.7%
8	Can't choose	6	0.4%

Warning: these figures indicate the number of cases found in the data file. They cannot be interpreted as summary statistics of the population of interest.

v045: Q16 Strong opinion about politics, try to persuade your friends/relatives/fellow workers

Information	[Type= continuous] [Format=numeric] [Range= 1-8] [Missing=*]
--------------------	--

File : NSD0901

v045: Q16 Strong opinion about politics, try to persuade your friends/relatives/fellow workers

Statistics [NW/ W]	[Valid=1393 /-] [Invalid=11 /-]
Literal question	When you hold a strong opinion about politics, how often do you try to persuade your friends, relatives or fellow workers to share your views?
Post-question	Plase tick one box only.
Concepts	Politics, National policy, Democracy, Political systems, National policy

Value	Label	Cases	Percentage
1	Often	120	8.6%
2	Sometimes	529	38.0%
3	Rarely	502	36.0%
4	Never	216	15.5%
8	Can't choose	26	1.9%

Warning: these figures indicate the number of cases found in the data file. They cannot be interpreted as summary statistics of the population of interest.

v046: Q17 Statment on UN and power

Information	[Type= continuous] [Format=numeric] [Range= 1-8] [Missing=*]
Statistics [NW/ W]	[Valid=1394 /-] [Invalid=10 /-]
Pre-question	Now we would like to ask your opinion about international issues.
Literal question	Thinking about the United Nations, which comes closest to your view?
Post-question	Plase tick one box only.
Concepts	Politics, International politics, United nations organization

Value	Label	Cases	Percentage
1	The United Nations has too much power	48	3.4%
2	The United Nations has about the right amount of power	470	33.7%
3	The United Nations has too little power	718	51.5%
4	Don't know what the United Nations is	5	0.4%
8	Can't Choose	153	11.0%

Warning: these figures indicate the number of cases found in the data file. They cannot be interpreted as summary statistics of the population of interest.

v047: Q18 Statment on International organizations and decision-making

Information	[Type= continuous] [Format=numeric] [Range= 1-8] [Missing=*]
Statistics [NW/ W]	[Valid=1383 /-] [Invalid=21 /-]
Literal question	Which of these two statements comes closer to your view? ... A. In international organizations, decisions should be left to national government representatives. ... B. In international organizations, citizens' organizations should be involved directly in the decision-making process. ... C. Can't choose.
Post-question	Plase tick one box only.
Concepts	Politics, International politics, United nations organization

Value	Label	Cases	Percentage
1	Government representatives	356	25.7%
2	NGO's should be involved	559	40.4%
8	Can't choose	468	33.8%

Warning: these figures indicate the number of cases found in the data file. They cannot be interpreted as summary statistics of the population of interest.

File : NSD0901

v048: Q19 Statement on Human Rights and the UN

Information	[Type= continuous] [Format=numeric] [Range= 1-8] [Missing=*]
Statistics [NW/ W]	[Valid=1384 /-] [Invalid=20 /-]
Literal question	Which of these two statements comes closer to your view? ... A. If a country seriously violates human rights, the United Nations should intervene. ... B. Even if human rights are seriously violated, the country's sovereignty must be respected, and the United Nations should not intervene.
Post-question	Plase tick one box only.
Concepts	Politics, International politics, United nations organization

Value	Label	Cases	Percentage
1	UN should intervene	1249	95.8%
2	UN should not intervene	55	4.2%
3	Don't know what the UN is	0	
9	Can't choose	0	

Warning: these figures indicate the number of cases found in the data file. They cannot be interpreted as summary statistics of the population of interest.

v049: Q20a Political parties encourage people to become active in politics

Information	[Type= continuous] [Format=numeric] [Range= 1-8] [Missing=*]
Statistics [NW/ W]	[Valid=1310 /-] [Invalid=94 /-]
Pre-question	Thinking now about politics in Norway, to what extent do you agree or disagree with the following statements?
Literal question	To what extent do you agree or disagree with the following statements? ... A. Political parties encourage people to become active in politics
Post-question	Plase tick one box only.
Concepts	Politics, National policy, Democracy

Value	Label	Cases	Percentage
1	Strongly Agree	54	4.1%
2	Agree	378	28.9%
3	Neither Agree nor Disagree	482	36.8%
4	Disagree	279	21.3%
5	Strongly Disagree	43	3.3%
8	Can't Choose	74	5.6%

Warning: these figures indicate the number of cases found in the data file. They cannot be interpreted as summary statistics of the population of interest.

v050: Q20b Political parties don't give voters real policy choices

Information	[Type= continuous] [Format=numeric] [Range= 1-8] [Missing=*]
Statistics [NW/ W]	[Valid=1307 /-] [Invalid=97 /-]
Pre-question	Thinking now about politics in Norway, to what extent do you agree or disagree with the following statements?
Literal question	To what extent do you agree or disagree with the following statements? ... B. Political parties do not give voters real policy choices.
Post-question	Plase tick one box only.
Concepts	Politics, National policy, Democracy

Value	Label	Cases	Percentage
1	Strongly Agree	102	7.8%

File : NSD0901**# v050: Q20b Political parties don't give voters real policy choices**

Value	Label	Cases	Percentage
2	Agree	453	34.7%
3	Neither Agree nor Disagree	407	31.1%
4	Disagree	219	16.8%
5	Strongly Disagree	25	1.9%
8	Can't Choose	101	7.7%

Warning: these figures indicate the number of cases found in the data file. They cannot be interpreted as summary statistics of the population of interest.

# v051: Q20c Referendums are a good way to decide important political questions			
Information	[Type= continuous] [Format=numeric] [Range= 1-8] [Missing=*]		
Statistics [NW/ W]	[Valid=1343 /-] [Invalid=61 /-]		
Pre-question	Thinking now about politics in Norway, to what extent do you agree or disagree with the following statements?		
Literal question	To what extent do you agree or disagree with the following statements? ... C. Referendums are a good way to decide important political questions.		
Post-question	Plase tick one box only.		
Concepts	Politics, National policy, Democracy		
Value	Label	Cases	Percentage
1	Strongly Agree	311	23.2%
2	Agree	650	48.4%
3	Neither Agree nor Disagree	216	16.1%
4	Disagree	88	6.6%
5	Strongly Disagree	24	1.8%
8	Can't Choose	54	4.0%
<i>Warning: these figures indicate the number of cases found in the data file. They cannot be interpreted as summary statistics of the population of interest.</i>			
# v052: Q21 Last National Election: How honest regarding counting and reporting of votes			
Information	[Type= continuous] [Format=numeric] [Range= 1-8] [Missing=*]		
Statistics [NW/ W]	[Valid=1389 /-] [Invalid=15 /-]		
Literal question	Thinking of the last national election in Norway, how honest was it regarding the counting and reporting of the votes?		
Post-question	Plase tick one box only.		
Concepts	Politics, National policy, Democracy		
Value	Label	Cases	Percentage
1	Very honest	643	46.3%
2	Somewhat honest	361	26.0%
3	Neither honest or dishonest	63	4.5%
4	Somewhat dishonest	15	1.1%
5	Very dishonest	4	0.3%
8	Can't choose	303	21.8%
<i>Warning: these figures indicate the number of cases found in the data file. They cannot be interpreted as summary statistics of the population of interest.</i>			
# v053: Q22 Last National Election: Just with regard to the candidates/parties campaigning opportunities			
Information	[Type= continuous] [Format=numeric] [Range= 1-8] [Missing=*]		
Statistics [NW/ W]	[Valid=1383 /-] [Invalid=21 /-]		
Literal question	Thinking of the last national election in Norway, how fair was it regarding the opportunities of the candidates and parties to campaign?		
Post-question	Plase tick one box only.		
Concepts	Politics, National policy, Democracy		
Value	Label	Cases	Percentage
1	Very fair	231	16.7%
2	Somewhat fair	615	44.5%
3	Neither fair nor unfair	166	12.0%
4	Somewhat unfair	78	5.6%
5	Very unfair	16	1.2%
8	Can't choose	277	20.0%

v053: Q22 Last National Election: Just with regard to the candidates/parties campaigning opportunities

Warning: these figures indicate the number of cases found in the data file. They cannot be interpreted as summary statistics of the population of interest.

v054: Q23 Public service: Committed is it to serve the people

Information [Type= continuous] [Format=numeric] [Range= 1-8] [Missing=*]

Statistics [NW/ W] [Valid=1390 /-] [Invalid=14 /-]

Literal question Thinking of the public service in Norway, how committed is it to serve the people?

Post-question Please tick one box only.

Concepts Politics, National policy, Democracy

Value	Label	Cases	Percentage
1	Very committed	113	8.1%
2	Somewhat committed	782	56.3%
3	Not very committed	382	27.5%
4	Not at all committed	42	3.0%
8	Can't choose	71	5.1%

Warning: these figures indicate the number of cases found in the data file. They cannot be interpreted as summary statistics of the population of interest.

v055: Q24 Public service: When mistakes, how likely that corrected

Information [Type= continuous] [Format=numeric] [Range= 1-8] [Missing=*]

Statistics [NW/ W] [Valid=1392 /-] [Invalid=12 /-]

Literal question When the public service makes serious mistakes in Norway how likely is it that they will be corrected?

Post-question Please tick one box only.

Concepts Politics, National policy, Democracy

Value	Label	Cases	Percentage
1	Very likely	51	3.7%
2	Somewhat likely	616	44.3%
3	Not very likely	572	41.1%
4	Not at all likely	66	4.7%
8	Can't choose	87	6.2%

Warning: these figures indicate the number of cases found in the data file. They cannot be interpreted as summary statistics of the population of interest.

v056: Q25 Public service: How widespread do you think corruption is

Information [Type= continuous] [Format=numeric] [Range= 1-8] [Missing=*]

Statistics [NW/ W] [Valid=1390 /-] [Invalid=14 /-]

Literal question How widespread do you think corruption is in the public service in Norway?

Post-question Please tick one box only.

Concepts Politics, National policy, Democracy

Value	Label	Cases	Percentage
1	Hardly anyone is involved	162	11.7%
2	A small number of people are involved	564	40.6%
3	A moderate number of people are involved	351	25.3%
4	A lot of people are involved	131	9.4%
5	Almost everyone is involved	15	1.1%
8	Can't choose	167	12.0%

Warning: these figures indicate the number of cases found in the data file. They cannot be interpreted as summary statistics of the population of interest.

v057: Q26a How well does democracy work in Norway today

Information [Type= continuous] [Format=numeric] [Range= 0-88] [Missing=*]

v057: Q26a How well does democracy work in Norway today

Statistics [NW/ W]	[Valid=1391 /-] [Invalid=13 /-]
Literal question	On the whole, on a scale of 0 to 10 where 0 is very poorly and 10 is very well. ... A. How well does democracy work in Norway today?
Post-question	Plase tick one box only.
Concepts	Politics, National policy, Democracy

Value	Label	Cases	Percentage
0	Very poorly	16	1.2%
1	1	9	0.6%
2	2	31	2.2%
3	3	52	3.7%
4	4	48	3.5%
5	5	198	14.2%
6	6	166	11.9%
7	7	293	21.1%
8	8	343	24.7%
9	9	108	7.8%
10	Very well	78	5.6%
88	Can't choose	49	3.5%

Warning: these figures indicate the number of cases found in the data file. They cannot be interpreted as summary statistics of the population of interest.

v058: Q26b Ten years ago: How well did democracy work in Norway then

Information	[Type= continuous] [Format=numeric] [Range= 0-88] [Missing=*]
Statistics [NW/ W]	[Valid=1388 /-] [Invalid=16 /-]
Literal question	On the whole, on a scale of 0 to 10 where 0 is very poorly and 10 is very well. ... B. And what about 10 years ago? How well did democracy work in Norway then?
Post-question	Plase tick one box only.
Concepts	Politics, National policy, Democracy

Value	Label	Cases	Percentage
0	Very poorly	11	0.8%
1	1	8	0.6%
2	2	15	1.1%
3	3	24	1.7%
4	4	45	3.2%
5	5	124	8.9%
6	6	129	9.3%
7	7	271	19.5%
8	8	295	21.3%
9	9	156	11.2%
10	Very well	79	5.7%
88	Can't choose	231	16.6%














Warning: these figures indicate the number of cases found in the data file. They cannot be interpreted as summary statistics of the population of interest.













v059: Q26c Ten years ahead: How well do you think democracy will work in Norway then

Information	[Type= continuous] [Format=numeric] [Range= 0-88] [Missing=*]
Statistics [NW/ W]	[Valid=1382 /-] [Invalid=22 /-]







# v059: Q26c Ten years ahead: How well do you think democracy will work in Norway then			
Literal question	On the whole, on a scale of 0 to 10 where 0 is very poorly and 10 is very well. ... C. And how about 10 years from now? How well do you think democracy will work in Norway then?		
Post-question	Please tick one box only.		
Concepts	Politics, National policy, Democracy		
Value	Label	Cases	Percentage
0	Very poorly	30	2.2%
1	1	30	2.2%
2	2	58	4.2%
3	3	69	5.0%
4	4	86	6.2%
5	5	157	11.4%
6	6	124	9.0%
7	7	179	13.0%
8	8	199	14.4%
9	9	98	7.1%
10	Very well	71	5.1%
88	Can't choose	281	20.3%
<i>Warning: these figures indicate the number of cases found in the data file. They cannot be interpreted as summary statistics of the population of interest.</i>			
# v060: Q27 Statements about democratic rights and authorities			
Information	[Type= continuous] [Format=numeric] [Range= 1-8] [Missing=*]		
Statistics [NW/ W]	[Valid=1382 /-] [Invalid=22 /-]		
Literal question	Here are some views regarding Norway's political system. Which of these statements is closer to your view? ... A. Under no circumstances should democratic rights be restricted by the government. ... B. When the government thinks it is necessary it should restrict democratic rights.		
Post-question	Please tick one box only.		
Concepts	Politics, National policy, Democracy		
Value	Label	Cases	Percentage
1	Democratic rights not restricted	988	71.5%
2	Democratic rights restricted if necessary	190	13.7%
8	Can't choose	204	14.8%
<i>Warning: these figures indicate the number of cases found in the data file. They cannot be interpreted as summary statistics of the population of interest.</i>			
# v061: Q28a When you meet people for the first time: Do/say something to show respect			
Information	[Type= continuous] [Format=numeric] [Range= 1-8] [Missing=*]		
Statistics [NW/ W]	[Valid=1383 /-] [Invalid=21 /-]		
Pre-question	Now we have some questions about your relations with other people. On a scale of 1 to 7, where 1 is not at all important and 7 is very important, how important is it for you personally:		
Literal question	When you meet people for the first time, how important is it that you do or say something to show that you have respect for them?		
Post-question	Please tick one box only.		
Concepts	Politics, Political awareness, Political participation, National policy, Social participation, Participation		
Value	Label	Cases	Percentage
1	Not at all important	16	1.2%
2	2	26	1.9%

# v061: Q28a When you meet people for the first time: Do/say something to show respect			
Value	Label	Cases	Percentage
3	3	41	3.0%
4	4	144	10.4%
5	5	246	17.8%
6	6	394	28.5%
7	Very important	493	35.6%
8	Can't choose	23	1.7%
<i>Warning: these figures indicate the number of cases found in the data file. They cannot be interpreted as summary statistics of the population of interest.</i>			
# v062: Q28b When you meet people you strongly disagree with: Do/say something to show you tolerate them			
Information	[Type= continuous] [Format=numeric] [Range= 1-8] [Missing=*]		
Statistics [NW/ W]	[Valid=1375 /-] [Invalid=29 /-]		
Pre-question	Now we have some questions about your relations with other people. On a scale of 1 to 7, where 1 is not at all important and 7 is very important, how important is it for you personally:		
Literal question	When you meet people you strongly disagree with, how important is it to do or say something to show you tolerate them?		
Post-question	Please tick one box only.		
Concepts	Politics, Political awareness, Political participation, National policy, Social participation, Participation		
Value	Label	Cases	Percentage
1	Not at all important	48	3.5%
2	2	46	3.3%
3	3	91	6.6%
4	4	242	17.6%
5	5	324	23.6%
6	6	321	23.3%
7	Very important	262	19.1%
8	Can't choose	41	3.0%
<i>Warning: these figures indicate the number of cases found in the data file. They cannot be interpreted as summary statistics of the population of interest.</i>			
# v063: Q29 How often do you watch news on television			
Information	[Type= continuous] [Format=numeric] [Range= 1-6] [Missing=*]		
Statistics [NW/ W]	[Valid=1395 /-] [Invalid=9 /-]		
Literal question	On average, how often do you watch news on television?		
Post-question	Please tick one box only.		
Concepts	Politics, Political awareness, Political participation, National policy, Social participation, Participation		
Value	Label	Cases	Percentage
1	Several times a day	451	32.3%
2	Daily	718	51.5%
3	Several times a week	154	11.0%
4	Once or twice a week	43	3.1%
5	Less often	22	1.6%
6	Never	7	0.5%
<i>Warning: these figures indicate the number of cases found in the data file. They cannot be interpreted as summary statistics of the population of interest.</i>			
# v064: Q30 How often follow the debate programs on television			
Information	[Type= continuous] [Format=numeric] [Range= 1-5] [Missing=*]		
Statistics [NW/ W]	[Valid=1397 /-] [Invalid=7 /-]		







# v064: Q30 How often follow the debate programs on television			
Literal question	How often follow the debate programs on television. Is it...		
Post-question	Plase tick one box only.		
Concepts	Politics, Political awareness, Political participation, National policy, Social participation, Participation		
Value	Label	Cases	Percentage
1	Every day debate programs are sent	84	 6.0%
2	Several times a week	282	 20.2%
3	Once or twice a week	521	 37.3%
4	Rarer	472	 33.8%
5	Never	38	 2.7%
<i>Warning: these figures indicate the number of cases found in the data file. They cannot be interpreted as summary statistics of the population of interest.</i>			
# v065: Q31a TV: program leaders who would rather have conflict/ argument than constructive debate			
Information	[Type= continuous] [Format=numeric] [Range= 1-4] [Missing=*]		
Statistics [NW/ W]	[Valid=1367 /-] [Invalid=37 /-]		
Literal question	We have some questions about your impression of how political issues are presented on television. Would you like for each of the statements below say whether you strongly agree, somewhat agree, somewhat disagree or strongly disagree: ... A. Television programs are characterized by the program leaders who would rather have conflict and argument than a constructive debate.		
Post-question	Kun ett kryss mulig pr. linje		
Concepts	Politics, Political awareness, Political participation, National policy, Social participation, Participation		
Value	Label	Cases	Percentage
1	Strongly agree	274	 20.0%
2	Somewhat agree	772	 56.5%
3	Somewhat disagree	251	 18.4%
4	Strongly disagree	70	 5.1%
<i>Warning: these figures indicate the number of cases found in the data file. They cannot be interpreted as summary statistics of the population of interest.</i>			
# v066: Q31b TV: Most programs provide a factual, informative and relevant picture of what is happening in politics			
Information	[Type= continuous] [Format=numeric] [Range= 1-4] [Missing=*]		
Statistics [NW/ W]	[Valid=1362 /-] [Invalid=42 /-]		
Literal question	We have some questions about your impression of how political issues are presented on television. Would you like for each of the statements below say whether you strongly agree, somewhat agree, somewhat disagree or strongly disagree: ... B. Most programs provide a factual, informative and relevant picture of what is happening in politics		
Post-question	Kun ett kryss mulig pr. linje		
Concepts	Politics, Political awareness, Political participation, National policy, Social participation, Participation		
Value	Label	Cases	Percentage
1	Strongly agree	83	 6.1%
2	Somewhat agree	641	 47.1%
3	Somewhat disagree	518	 38.0%
4	Strongly disagree	120	 8.8%
<i>Warning: these figures indicate the number of cases found in the data file. They cannot be interpreted as summary statistics of the population of interest.</i>			
# v067: Q31c TV: constructed so the politicians with easy solutions and unfair arguments win the debates			
Information	[Type= continuous] [Format=numeric] [Range= 1-4] [Missing=*]		
Statistics [NW/ W]	[Valid=1361 /-] [Invalid=43 /-]		







# v067: Q31c TV: constructed so the politicians with easy solutions and unfair arguments win the debates			
Literal question	We have some questions about your impression of how political issues are presented on television. Would you like for each of the statements below say whether you strongly agree, somewhat agree, somewhat disagree or strongly disagree: ... C. The programs are constructed so the politicians with easy solutions and unfair arguments win the debates.		
Post-question	Kun ett kryss mulig pr. linje		
Concepts	Politics, Political awareness, Political participation, National policy, Social participation, Participation		
Value	Label	Cases	Percentage
1	Strongly agree	146	 10.7%
2	Somewhat agree	568	 41.7%
3	Somewhat disagree	500	 36.7%
4	Strongly disagree	147	 10.8%
<i>Warning: these figures indicate the number of cases found in the data file. They cannot be interpreted as summary statistics of the population of interest.</i>			
# v068: Q31d TV: The debates brings out who has the best solutions to important social issues			
Information	[Type= continuous] [Format=numeric] [Range= 1-4] [Missing=*]		
Statistics [NW/ W]	[Valid=1355 /-] [Invalid=49 /-]		
Literal question	We have some questions about your impression of how political issues are presented on television. Would you like for each of the statements below say whether you strongly agree, somewhat agree, somewhat disagree or strongly disagree: ... D. The debates brings out who has the best solutions to important social issues.		
Post-question	Kun ett kryss mulig pr. linje		
Concepts	Politics, Political awareness, Political participation, National policy, Social participation, Participation		
Value	Label	Cases	Percentage
1	Strongly agree	52	 3.8%
2	Somewhat agree	485	 35.8%
3	Somewhat disagree	595	 43.9%
4	Strongly disagree	223	 16.5%
<i>Warning: these figures indicate the number of cases found in the data file. They cannot be interpreted as summary statistics of the population of interest.</i>			
# v069: Q31e TV: News and debate programs are clearly mark out the differences between political parties			
Information	[Type= continuous] [Format=numeric] [Range= 1-4] [Missing=*]		
Statistics [NW/ W]	[Valid=1363 /-] [Invalid=41 /-]		
Literal question	We have some questions about your impression of how political issues are presented on television. Would you like for each of the statements below say whether you strongly agree, somewhat agree, somewhat disagree or strongly disagree: ... E. News and debate programs are clearly mark out the differences between the political parties.		
Post-question	Kun ett kryss mulig pr. linje		
Concepts	Politics, Political awareness, Political participation, National policy, Social participation, Participation		
Value	Label	Cases	Percentage
1	Strongly agree	160	 11.7%
2	Somewhat agree	602	 44.2%
3	Somewhat disagree	468	 34.3%
4	Strongly disagree	133	 9.8%
<i>Warning: these figures indicate the number of cases found in the data file. They cannot be interpreted as summary statistics of the population of interest.</i>			
# v070: Q31f TV: The politicians charm and eloquence is more important than knowledge and objectivity			
Information	[Type= continuous] [Format=numeric] [Range= 1-4] [Missing=*]		
Statistics [NW/ W]	[Valid=1357 /-] [Invalid=47 /-]		

# v070: Q31f TV: The politicians charm and eloquence is more important than knowledge and objectivity			
Literal question	We have some questions about your impression of how political issues are presented on television. Would you like for each of the statements below say whether you strongly agree, somewhat agree, somewhat disagree or strongly disagree: ... F. On TV the politicians charm and eloquence is more important than knowledge and objectivity		
Post-question	Kun ett kryss mulig pr. linje		
Concepts	Politics, Political awareness, Political participation, National policy, Social participation, Participation		
Value	Label	Cases	Percentage
1	Strongly agree	229	16.9%
2	Somewhat agree	635	46.8%
3	Somewhat disagree	272	20.0%
4	Strongly disagree	221	16.3%
<i>Warning: these figures indicate the number of cases found in the data file. They cannot be interpreted as summary statistics of the population of interest.</i>			
# v071: Q32a Not allowed to organize public meetings: Christian fundamentalists			
Information	[Type= continuous] [Format=numeric] [Range= 0-1] [Missing=*]		
Statistics [NW/ W]	[Valid=1377 /-] [Invalid=27 /-]		
Literal question	Are there any of these groups you think should not be allowed to organize public meetings? ... A. Christian fundamentalists.		
Post-question	Check all groups that you think not should be allowed to organize public meetings. Several choices possible		
Concepts	Politics, Political awareness, Political participation, National policy, Social participation, Participation		
Value	Label	Cases	Percentage
0	Unchecked	865	62.8%
1	Checked	512	37.2%
<i>Warning: these figures indicate the number of cases found in the data file. They cannot be interpreted as summary statistics of the population of interest.</i>			
# v072: Q32b Not allowed to organize public meetings: Muslim fundamentalists			
Information	[Type= continuous] [Format=numeric] [Range= 0-1] [Missing=*]		
Statistics [NW/ W]	[Valid=1377 /-] [Invalid=27 /-]		
Literal question	Are there any of these groups you think should not be allowed to organize public meetings? ... B. Muslim fundamentalists.		
Post-question	Check all groups that you think not should be allowed to organize public meetings. Several choices possible		
Concepts	Politics, Political awareness, Political participation, National policy, Social participation, Participation		
Value	Label	Cases	Percentage
0	Unchecked	621	45.1%
1	Checked	756	54.9%
<i>Warning: these figures indicate the number of cases found in the data file. They cannot be interpreted as summary statistics of the population of interest.</i>			
# v073: Q32c Not allowed to organize public meetings: Left-wing extremist			
Information	[Type= continuous] [Format=numeric] [Range= 0-1] [Missing=*]		
Statistics [NW/ W]	[Valid=1377 /-] [Invalid=27 /-]		
Literal question	Are there any of these groups you think should not be allowed to organize public meetings? ... C. Left-wing extremists.		
Post-question	Check all groups that you think not should be allowed to organize public meetings.		







# v073: Q32c Not allowed to organize public meetings: Left-wing extremist			
	Several choices possible		
Concepts	Politics, Political awareness, Political participation, National policy, Social participation, Participation		
Value	Label	Cases	Percentage
0	Unchecked	965	 70.1%
1	Checked	412	 29.9%
<i>Warning: these figures indicate the number of cases found in the data file. They cannot be interpreted as summary statistics of the population of interest.</i>			
# v074: Q32d Not allowed to organize public meetings: Racists			
Information	[Type= continuous] [Format=numeric] [Range= 0-1] [Missing=*]		
Statistics [NW/ W]	[Valid=1377 /-] [Invalid=27 /-]		
Literal question	Are there any of these groups you think should not be allowed to organize public meetings? ... D. Racists		
Post-question	Check all groups that you think not should be allowed to organize public meetings. Several choices possible		
Concepts	Politics, Political awareness, Political participation, National policy, Social participation, Participation		
Value	Label	Cases	Percentage
0	Unchecked	448	 32.5%
1	Checked	929	 67.5%
<i>Warning: these figures indicate the number of cases found in the data file. They cannot be interpreted as summary statistics of the population of interest.</i>			
# v075: Q32e Not allowed to organize public meetings: Conscientious objectors			
Information	[Type= continuous] [Format=numeric] [Range= 0-1] [Missing=*]		
Statistics [NW/ W]	[Valid=1377 /-] [Invalid=27 /-]		
Literal question	Are there any of these groups you think should not be allowed to organize public meetings? ... E. Conscientious objectors.		
Post-question	Check all groups that you think not should be allowed to organize public meetings. Several choices possible		
Concepts	Politics, Political awareness, Political participation, National policy, Social participation, Participation		
Value	Label	Cases	Percentage
0	Unchecked	1177	 85.5%
1	Checked	200	 14.5%
<i>Warning: these figures indicate the number of cases found in the data file. They cannot be interpreted as summary statistics of the population of interest.</i>			
# v076: Q32f Not allowed to organize public meetings: Nazis			
Information	[Type= continuous] [Format=numeric] [Range= 0-1] [Missing=*]		
Statistics [NW/ W]	[Valid=1377 /-] [Invalid=27 /-]		
Literal question	Are there any of these groups you think should not be allowed to organize public meetings? ... F. Nazis.		
Post-question	Check all groups that you think not should be allowed to organize public meetings. Several choices possible		
Concepts	Politics, Political awareness, Political participation, National policy, Social participation, Participation		

# v076: Q32f Not allowed to organize public meetings: Nazis			
Value	Label	Cases	Percentage
0	Unchecked	318	23.1%
1	Checked	1059	76.9%
<i>Warning: these figures indicate the number of cases found in the data file. They cannot be interpreted as summary statistics of the population of interest.</i>			
# v077: Q32g Not allowed to organize public meetings: Communists			
Information	[Type= continuous] [Format=numeric] [Range= 0-1] [Missing=*]		
Statistics [NW/ W]	[Valid=1377 /-] [Invalid=27 /-]		
Literal question	Are there any of these groups you think should not be allowed to organize public meetings? ... G. Communists.		
Post-question	Check all groups that you think not should be allowed to organize public meetings. Several choices possible		
Concepts	Politics, Political awareness, Political participation, National policy, Social participation, Participation		
Value	Label	Cases	Percentage
0	Unchecked	1037	75.3%
1	Checked	340	24.7%
<i>Warning: these figures indicate the number of cases found in the data file. They cannot be interpreted as summary statistics of the population of interest.</i>			
# v078: Q32h Not allowed to organize public meetings: Atheists			
Information	[Type= continuous] [Format=numeric] [Range= 0-1] [Missing=*]		
Statistics [NW/ W]	[Valid=1377 /-] [Invalid=27 /-]		
Literal question	Are there any of these groups you think should not be allowed to organize public meetings? ... H. Atheists.		
Post-question	Check all groups that you think not should be allowed to organize public meetings. Several choices possible		
Concepts	Politics, Political awareness, Political participation, National policy, Social participation, Participation		
Value	Label	Cases	Percentage
0	Unchecked	1173	85.2%
1	Checked	204	14.8%
<i>Warning: these figures indicate the number of cases found in the data file. They cannot be interpreted as summary statistics of the population of interest.</i>			
# v079: Q32i Not allowed to organize public meetings: Right-wing extremists			
Information	[Type= continuous] [Format=numeric] [Range= 0-1] [Missing=*]		
Statistics [NW/ W]	[Valid=1377 /-] [Invalid=27 /-]		
Literal question	Are there any of these groups you think should not be allowed to organize public meetings? ... I. Right-wing extremists.		
Post-question	Check all groups that you think not should be allowed to organize public meetings. Several choices possible		
Concepts	Politics, Political awareness, Political participation, National policy, Social participation, Participation		
Value	Label	Cases	Percentage
0	Unchecked	777	56.4%
1	Checked	600	43.6%
<i>Warning: these figures indicate the number of cases found in the data file. They cannot be interpreted as summary statistics of the population of interest.</i>			

# v080: Q32j Not allowed to organize public meetings: Everyone should get to hold meetings			
Information	[Type= continuous] [Format=numeric] [Range= 0-1] [Missing=*]		
Statistics [NW/ W]	[Valid=1377 /-] [Invalid=27 /-]		
Literal question	Are there any of these groups you think should not be allowed to organize public meetings? ... J. Everyone should get to hold meetings		
Post-question	Check all groups that you think not should be allowed to organize public meetings. Several choices possible		
Concepts	Politics, Political awareness, Political participation, National policy, Social participation, Participation		
Value	Label	Cases	Percentage
0	Unchecked	1097	 79.7%
1	Checked	280	 20.3%
<i>Warning: these figures indicate the number of cases found in the data file. They cannot be interpreted as summary statistics of the population of interest.</i>			
# v081: Q33a Not allowed to participate in radio and television: Christian fundamentalists			
Information	[Type= continuous] [Format=numeric] [Range= 0-1] [Missing=*]		
Statistics [NW/ W]	[Valid=1363 /-] [Invalid=41 /-]		
Literal question	And should som of the following groups not be allowed to participate in radio and television? ... A. Christian fundamentalists.		
Post-question	Check all groups that you think not should be allowed to organize public meetings. Several choices possible		
Concepts	Politics, Political awareness, Political participation, National policy, Social participation, Participation		
Value	Label	Cases	Percentage
0	Unchecked	968	 71.0%
1	Checked	395	 29.0%
<i>Warning: these figures indicate the number of cases found in the data file. They cannot be interpreted as summary statistics of the population of interest.</i>			
# v082: Q33b Not allowed to participate in radio and television: Muslim fundamentalists			
Information	[Type= continuous] [Format=numeric] [Range= 0-1] [Missing=*]		
Statistics [NW/ W]	[Valid=1363 /-] [Invalid=41 /-]		
Literal question	And should som of the following groups not be allowed to participate in radio and television? ... B. Muslim fundamentalists.		
Post-question	Check all groups that you think not should be allowed to organize public meetings. Several choices possible		
Concepts	Politics, Political awareness, Political participation, National policy, Social participation, Participation		
Value	Label	Cases	Percentage
0	Unchecked	754	 55.3%
1	Checked	609	 44.7%
<i>Warning: these figures indicate the number of cases found in the data file. They cannot be interpreted as summary statistics of the population of interest.</i>			
# v083: Q33c Not allowed to participate in radio and television: Left-wing extremists			
Information	[Type= continuous] [Format=numeric] [Range= 0-1] [Missing=*]		
Statistics [NW/ W]	[Valid=1363 /-] [Invalid=41 /-]		
Literal question	And should som of the following groups not be allowed to participate in radio and television? ... C. Left-wing extremists.		

# v083: Q33c Not allowed to participate in radio and television: Left-wing extremists			
Post-question	Check all groups that you think not should be allowed to organize public meetings. Several choices possible		
Concepts	Politics, Political awareness, Political participation, National policy, Social participation, Participation		
Value	Label	Cases	Percentage
0	Unchecked	1049	 77.0%
1	Checked	314	 23.0%
<i>Warning: these figures indicate the number of cases found in the data file. They cannot be interpreted as summary statistics of the population of interest.</i>			
# v084: Q33d Not allowed to participate in radio and television: Racists			
Information	[Type= continuous] [Format=numeric] [Range= 0-1] [Missing=*]		
Statistics [NW/ W]	[Valid=1363 /-] [Invalid=41 /-]		
Literal question	And should som of the following groups not be allowed to participate in radio and television? ... D. Racists		
Post-question	Check all groups that you think not should be allowed to organize public meetings. Several choices possible		
Concepts	Politics, Political awareness, Political participation, National policy, Social participation, Participation		
Value	Label	Cases	Percentage
0	Unchecked	628	 46.1%
1	Checked	735	 53.9%
<i>Warning: these figures indicate the number of cases found in the data file. They cannot be interpreted as summary statistics of the population of interest.</i>			
# v085: Q33e Not allowed to participate in radio and television: Conscientious objectors			
Information	[Type= continuous] [Format=numeric] [Range= 0-1] [Missing=*]		
Statistics [NW/ W]	[Valid=1363 /-] [Invalid=41 /-]		
Literal question	And should som of the following groups not be allowed to participate in radio and television? ... E. Conscientious objectors.		
Post-question	Check all groups that you think not should be allowed to organize public meetings. Several choices possible		
Concepts	Politics, Political awareness, Political participation, National policy, Social participation, Participation		
Value	Label	Cases	Percentage
0	Unchecked	1214	 89.1%
1	Checked	149	 10.9%
<i>Warning: these figures indicate the number of cases found in the data file. They cannot be interpreted as summary statistics of the population of interest.</i>			
# v086: Q33f Not allowed to participate in radio and television: Nazis			
Information	[Type= continuous] [Format=numeric] [Range= 0-1] [Missing=*]		
Statistics [NW/ W]	[Valid=1363 /-] [Invalid=41 /-]		
Literal question	And should som of the following groups not be allowed to participate in radio and television? ... F. Nazis.		
Post-question	Check all groups that you think not should be allowed to organize public meetings. Several choices possible		
Concepts	Politics, Political awareness, Political participation, National policy, Social participation, Participation		

# v086: Q33f Not allowed to participate in radio and television: Nazis			
Value	Label	Cases	Percentage
0	Unchecked	471	34.6%
1	Checked	892	65.4%
<i>Warning: these figures indicate the number of cases found in the data file. They cannot be interpreted as summary statistics of the population of interest.</i>			
# v087: Q33g Not allowed to participate in radio and television: Communists			
Information	[Type= continuous] [Format=numeric] [Range= 0-1] [Missing=*]		
Statistics [NW/ W]	[Valid=1363 /-] [Invalid=41 /-]		
Literal question	And should som of the following groups not be allowed to participate in radio and television? ... G. Communists.		
Post-question	Check all groups that you think not should be allowed to organize public meetings. Several choices possible		
Concepts	Politics, Political awareness, Political participation, National policy, Social participation, Participation		
Value	Label	Cases	Percentage
0	Unchecked	1090	80.0%
1	Checked	273	20.0%
<i>Warning: these figures indicate the number of cases found in the data file. They cannot be interpreted as summary statistics of the population of interest.</i>			
# v088: Q33h Not allowed to participate in radio and television: Atheists			
Information	[Type= continuous] [Format=numeric] [Range= 0-1] [Missing=*]		
Statistics [NW/ W]	[Valid=1363 /-] [Invalid=41 /-]		
Literal question	And should som of the following groups not be allowed to participate in radio and television? ... H. Atheists.		
Post-question	Check all groups that you think not should be allowed to organize public meetings. Several choices possible		
Concepts	Politics, Political awareness, Political participation, National policy, Social participation, Participation		
Value	Label	Cases	Percentage
0	Unchecked	1193	87.5%
1	Checked	170	12.5%
<i>Warning: these figures indicate the number of cases found in the data file. They cannot be interpreted as summary statistics of the population of interest.</i>			
# v089: Q33i Not allowed to participate in radio and television: Right-wing extremists			
Information	[Type= continuous] [Format=numeric] [Range= 0-1] [Missing=*]		
Statistics [NW/ W]	[Valid=1363 /-] [Invalid=41 /-]		
Literal question	And should som of the following groups not be allowed to participate in radio and television? ... I. Right-wing extremists.		
Post-question	Check all groups that you think not should be allowed to organize public meetings. Several choices possible		
Concepts	Politics, Political awareness, Political participation, National policy, Social participation, Participation		
Value	Label	Cases	Percentage
0	Unchecked	894	65.6%
1	Checked	469	34.4%
<i>Warning: these figures indicate the number of cases found in the data file. They cannot be interpreted as summary statistics of the population of interest.</i>			

# v090: Q33j Not allowed to participate in radio and television: Alle bør få delta			
Information	[Type= continuous] [Format=numeric] [Range= 0-1] [Missing=*]		
Statistics [NW/ W]	[Valid=1363 /-] [Invalid=41 /-]		
Literal question	And should som of the following groups not be allowed to participate in radio and television? ... J. Everyone should participate.		
Post-question	Check all groups that you think not should be allowed to organize public meetings. Several choices possible		
Concepts	Politics, Political awareness, Political participation, National policy, Social participation, Participation		
Value	Label	Cases	Percentage
0	Unchecked	943	 69.2%
1	Checked	420	 30.8%
<i>Warning: these figures indicate the number of cases found in the data file. They cannot be interpreted as summary statistics of the population of interest.</i>			
# v091: Q34a Which of the following groups do you dislike the most: Christian fundamentalists			
Information	[Type= continuous] [Format=numeric] [Range= 0-1] [Missing=*]		
Statistics [NW/ W]	[Valid=1371 /-] [Invalid=33 /-]		
Literal question	Which of the following groups do you dislike the most? ... A. Christian fundamentalists.		
Post-question	Check all groups that you think not should be allowed to organize public meetings. Several choices possible		
Concepts	Politics, Political awareness, Political participation, National policy, Social participation, Participation		
Value	Label	Cases	Percentage
0	Unchecked	1230	 89.7%
1	Checked	141	 10.3%
<i>Warning: these figures indicate the number of cases found in the data file. They cannot be interpreted as summary statistics of the population of interest.</i>			
# v092: Q34b Which of the following groups do you dislike the most: Muslim fundamentalists			
Information	[Type= continuous] [Format=numeric] [Range= 0-1] [Missing=*]		
Statistics [NW/ W]	[Valid=1371 /-] [Invalid=33 /-]		
Literal question	Which of the following groups do you dislike the most? ... B. Muslim fundamentalists.		
Post-question	Check all groups that you think not should be allowed to organize public meetings. Several choices possible		
Concepts	Politics, Political awareness, Political participation, National policy, Social participation, Participation		
Value	Label	Cases	Percentage
0	Unchecked	839	 61.2%
1	Checked	532	 38.8%
<i>Warning: these figures indicate the number of cases found in the data file. They cannot be interpreted as summary statistics of the population of interest.</i>			
# v093: Q34c Which of the following groups do you dislike the most: Left-wing extremists			
Information	[Type= continuous] [Format=numeric] [Range= 0-1] [Missing=*]		
Statistics [NW/ W]	[Valid=1371 /-] [Invalid=33 /-]		
Literal question	Which of the following groups do you dislike the most? ... C. Left-wing extremists.		

# v093: Q34c Which of the following groups do you dislike the most: Left-wing extremists			
Post-question	Check all groups that you think not should be allowed to organize public meetings. Several choices possible		
Concepts	Politics, Political awareness, Political participation, National policy, Social participation, Participation		
Value	Label	Cases	Percentage
0	Unchecked	1308	95.4%
1	Checked	63	4.6%
<i>Warning: these figures indicate the number of cases found in the data file. They cannot be interpreted as summary statistics of the population of interest.</i>			
# v094: Q34d Which of the following groups do you dislike the most: Racists			
Information	[Type= continuous] [Format=numeric] [Range= 0-1] [Missing=*]		
Statistics [NW/ W]	[Valid=1371 /-] [Invalid=33 /-]		
Literal question	Which of the following groups do you dislike the most? ... D. Racists.		
Post-question	Check all groups that you think not should be allowed to organize public meetings. Several choices possible		
Concepts	Politics, Political awareness, Political participation, National policy, Social participation, Participation		
Value	Label	Cases	Percentage
0	Unchecked	969	70.7%
1	Checked	402	29.3%
<i>Warning: these figures indicate the number of cases found in the data file. They cannot be interpreted as summary statistics of the population of interest.</i>			
# v095: Q34e Which of the following groups do you dislike the most: Conscientious objectors			
Information	[Type= continuous] [Format=numeric] [Range= 0-1] [Missing=*]		
Statistics [NW/ W]	[Valid=1371 /-] [Invalid=33 /-]		
Literal question	Which of the following groups do you dislike the most? ... E. Conscientious objectors.		
Post-question	Check all groups that you think not should be allowed to organize public meetings. Several choices possible		
Concepts	Politics, Political awareness, Political participation, National policy, Social participation, Participation		
Value	Label	Cases	Percentage
0	Unchecked	1336	97.4%
1	Checked	35	2.6%
<i>Warning: these figures indicate the number of cases found in the data file. They cannot be interpreted as summary statistics of the population of interest.</i>			
# v096: Q34f Which of the following groups do you dislike the most: Nazis			
Information	[Type= continuous] [Format=numeric] [Range= 0-1] [Missing=*]		
Statistics [NW/ W]	[Valid=1371 /-] [Invalid=33 /-]		
Literal question	Which of the following groups do you dislike the most? ... F. Nazis.		
Post-question	Check all groups that you think not should be allowed to organize public meetings. Several choices possible		
Concepts	Politics, Political awareness, Political participation, National policy, Social participation, Participation		

v096: Q34f Which of the following groups do you dislike the most: Nazis

Value	Label	Cases	Percentage
0	Unchecked	690	50.3%
1	Checked	681	49.7%

Warning: these figures indicate the number of cases found in the data file. They cannot be interpreted as summary statistics of the population of interest.

v097: Q34g Which of the following groups do you dislike the most: Communists

Information	[Type= continuous] [Format=numeric] [Range= 0-1] [Missing=*]
Statistics [NW/ W]	[Valid=1371 /-] [Invalid=33 /-]
Literal question	Which of the following groups do you dislike the most? ... G. Communists.
Post-question	Check all groups that you think not should be allowed to organize public meetings. Several choices possible
Concepts	Politics, Political awareness, Political participation, National policy, Social participation, Participation

Value	Label	Cases	Percentage
0	Unchecked	1306	95.3%
1	Checked	65	4.7%

Warning: these figures indicate the number of cases found in the data file. They cannot be interpreted as summary statistics of the population of interest.

v098: Q34h Which of the following groups do you dislike the most: Atheists

Information	[Type= continuous] [Format=numeric] [Range= 0-1] [Missing=*]
Statistics [NW/ W]	[Valid=1371 /-] [Invalid=33 /-]
Literal question	Which of the following groups do you dislike the most? ... H. Atheists.
Post-question	Check all groups that you think not should be allowed to organize public meetings. Several choices possible
Concepts	Politics, Political awareness, Political participation, National policy, Social participation, Participation

Value	Label	Cases	Percentage
0	Unchecked	1323	96.5%
1	Checked	48	3.5%




Warning: these figures indicate the number of cases found in the data file. They cannot be interpreted as summary statistics of the population of interest.

















v099: Q34i Which of the following groups do you dislike the most: Right-wing extremists

Information	[Type= continuous] [Format=numeric] [Range= 0-1] [Missing=*]
Statistics [NW/ W]	[Valid=1371 /-] [Invalid=33 /-]
Literal question	Which of the following groups do you dislike the most? ... I. Right-wing extremists.
Post-question	Check all groups that you think not should be allowed to organize public meetings. Several choices possible
Concepts	Politics, Political awareness, Political participation, National policy, Social participation, Participation

Value	Label	Cases	Percentage
0	Unchecked	1220	89.0%
1	Checked	151	11.0%

Warning: these figures indicate the number of cases found in the data file. They cannot be interpreted as summary statistics of the population of interest.

# v100: Q35 How strongly do you dislike this group			
Information	[Type= continuous] [Format=numeric] [Range= 1-3] [Missing=*]		
Statistics [NW/ W]	[Valid=1369 /-] [Invalid=35 /-]		
Literal question	How strongly do you dislike this group? Would you say that you dislike it ...		
Post-question	Please tick one box only		
Concepts	Politics, Political awareness, Political participation, National policy, Social participation, Participation		
Value	Label	Cases	Percentage
1	Very strong	971	 70.9%
2	Fairly strong	353	 25.8%
3	Not particularly strong	45	 3.3%
<i>Warning: these figures indicate the number of cases found in the data file. They cannot be interpreted as summary statistics of the population of interest.</i>			

# v101: Q36 To what extent do you fear for this group			
Information	[Type= continuous] [Format=numeric] [Range= 1-4] [Missing=*]		
Statistics [NW/ W]	[Valid=1351 /-] [Invalid=53 /-]		
Literal question	And to what extent do you fear for this group? Do you feel ...		
Post-question	Please tick one box only		
Concepts	Politics, Political awareness, Political participation, National policy, Social participation, Participation		
Value	Label	Cases	Percentage
1	Strong fear	380	 28.1%
2	Some fear	555	 41.1%
3	Low fear	285	 21.1%
4	No fear	131	 9.7%
<i>Warning: these figures indicate the number of cases found in the data file. They cannot be interpreted as summary statistics of the population of interest.</i>			
# v102: Q37a Connection to the city, town or village where you live			
Information	[Type= continuous] [Format=numeric] [Range= 0-88] [Missing=*]		
Statistics [NW/ W]	[Valid=1380 /-] [Invalid=24 /-]		
Pre-question	Below we have listed the different geographical areas. On a scale of 0 to 10, where 0 stands for "no connection" and 10 means "Very strong connection", please indicate how strongly related to personal experiences in relation to each area.		
Literal question	How strong connection do you have to... ... A. The city, town or village where you live?		
Post-question	Please tick one box only		
Concepts	Political allegiance, Population migration, Place of residence, Moral values, Social values, Social attitudes		
Value	Label	Cases	Percentage
0	No connection	30	 2.2%
1	1	24	 1.7%
2	2	35	 2.5%
3	3	51	 3.7%
4	4	50	 3.6%
5	5	151	 10.9%
6	6	106	 7.7%
7	7	173	 12.5%
8	8	250	 18.1%
9	9	156	 11.3%
10	Very strong connection	345	 25.0%
88	Can't choose	9	 0.7%
<i>Warning: these figures indicate the number of cases found in the data file. They cannot be interpreted as summary statistics of the population of interest.</i>			
# v103: Q37b Connection to the municipality where you live			
Information	[Type= continuous] [Format=numeric] [Range= 0-88] [Missing=*]		
Statistics [NW/ W]	[Valid=1377 /-] [Invalid=27 /-]		
Pre-question	Below we have listed the different geographical areas. On a scale of 0 to 10, where 0 stands for "no connection" and 10 means "Very strong connection", please indicate how strongly related to personal experiences in relation to each area.		
Literal question	How strong connection do you have to... ... B. The municipality where you live?		
Post-question	Please tick one box only		
Concepts	Political allegiance, Population migration, Place of residence, Moral values, Social values, Social attitudes		

v103: Q37b Connection to the municipality where you live

Value	Label	Cases	Percentage
0	No connection	29	2.1%
1	1	21	1.5%
2	2	49	3.6%
3	3	60	4.4%
4	4	66	4.8%
5	5	191	13.9%
6	6	113	8.2%
7	7	162	11.8%
8	8	241	17.5%
9	9	167	12.1%
10	Very strong connection	268	19.5%
88	Can't choose	10	0.7%

Warning: these figures indicate the number of cases found in the data file. They cannot be interpreted as summary statistics of the population of interest.

v104: Q37c Connection to the county where you live

Information	[Type= continuous] [Format=numeric] [Range= 0-88] [Missing=*]
Statistics [NW/ W]	[Valid=1374 /-] [Invalid=30 /-]
Pre-question	Below we have listed the different geographical areas. On a scale of 0 to 10, where 0 stands for "no connection" and 10 means "Very strong connection", please indicate how strongly related to personal experiences in relation to each area.
Literal question	How strong connection do you have to... ... C. The county where you live?
Post-question	Please tick one box only
Concepts	Political allegiance, Population migration, Place of residence, Moral values, Social values, Social attitudes

Value	Label	Cases	Percentage
0	No connection	46	3.3%
1	1	33	2.4%
2	2	79	5.7%
3	3	84	6.1%
4	4	94	6.8%
5	5	213	15.5%
6	6	150	10.9%
7	7	156	11.4%
8	8	198	14.4%
9	9	125	9.1%
10	Very strong connection	181	13.2%
88	Can't choose	15	1.1%

Warning: these figures indicate the number of cases found in the data file. They cannot be interpreted as summary statistics of the population of interest.

v105: Q37d Connection to the region where you live

Information	[Type= continuous] [Format=numeric] [Range= 0-88] [Missing=*]
Statistics [NW/ W]	[Valid=1368 /-] [Invalid=36 /-]
Pre-question	Below we have listed the different geographical areas. On a scale of 0 to 10, where 0 stands for "no connection" and 10 means "Very strong connection", please indicate how strongly related to personal experiences in relation to each area.
Literal question	How strong connection do you have to... ... D. The region where you live?

# v105: Q37d Connection to the region where you live			
Post-question	Please tick one box only		
Concepts	Political allegiance, Population migration, Place of residence, Moral values, Social values, Social attitudes		
Value	Label	Cases	Percentage
0	No connection	27	2.0%
1	1	19	1.4%
2	2	46	3.4%
3	3	64	4.7%
4	4	67	4.9%
5	5	179	13.1%
6	6	124	9.1%
7	7	177	12.9%
8	8	221	16.2%
9	9	166	12.1%
10	Very strong connection	264	19.3%
88	Can't choose	14	1.0%
<i>Warning: these figures indicate the number of cases found in the data file. They cannot be interpreted as summary statistics of the population of interest.</i>			
# v106: Q37e Connection to Norway as a whole			
Information	[Type= continuous] [Format=numeric] [Range= 0-88] [Missing=*]		
Statistics [NW/ W]	[Valid=1379 /-] [Invalid=25 /-]		
Pre-question	Below we have listed the different geographical areas. On a scale of 0 to 10, where 0 stands for "no connection" and 10 means "Very strong connection", please indicate how strongly related to personal experiences in relation to each area.		
Literal question	How strong connection do you have to... ... E. Norway as a whole?		
Post-question	Please tick one box only		
Concepts	Political allegiance, Population migration, Place of residence, Moral values, Social values, Social attitudes		
Value	Label	Cases	Percentage
0	No connection	9	0.7%
1	1	7	0.5%
2	2	14	1.0%
3	3	27	2.0%
4	4	28	2.0%
5	5	85	6.2%
6	6	85	6.2%
7	7	122	8.8%
8	8	211	15.3%
9	9	235	17.0%
10	Very strong connection	544	39.4%
88	Can't choose	12	0.9%
<i>Warning: these figures indicate the number of cases found in the data file. They cannot be interpreted as summary statistics of the population of interest.</i>			
# v107: Q37f Connection to the Nordic countries			
Information	[Type= continuous] [Format=numeric] [Range= 0-88] [Missing=*]		
Statistics [NW/ W]	[Valid=1364 /-] [Invalid=40 /-]		
Pre-question	Below we have listed the different geographical areas. On a scale of 0 to 10, where 0 stands for "no connection" and 10 means "Very strong connection", please indicate how strongly related to personal experiences in relation to each area.		

v107: Q37f Connection to the Nordic countries

Literal question How strong connection do you have to...
... F. The Nordic countries?

Post-question Please tick one box only

Concepts Political allegiance, Population migration, Place of residence, Moral values, Social values, Social attitudes

Value	Label	Cases	Percentage
0	No connection	29	2.1%
1	1	24	1.8%
2	2	50	3.7%
3	3	66	4.8%
4	4	72	5.3%
5	5	206	15.1%
6	6	142	10.4%
7	7	181	13.3%
8	8	184	13.5%
9	9	148	10.9%
10	Very strong connection	227	16.6%
88	Can't choose	35	2.6%

Warning: these figures indicate the number of cases found in the data file. They cannot be interpreted as summary statistics of the population of interest.

v108: Q37g Connection to Europe

Information [Type= continuous] [Format=numeric] [Range= 0-88] [Missing=*]

Statistics [NW/ W] [Valid=1362 /-] [Invalid=42 /-]

Literal question How strong connection do you have to...
... G. Europe?

Post-question Please tick one box only

Concepts Political allegiance, Population migration, Place of residence, Moral values, Social values, Social attitudes

Value	Label	Cases	Percentage
0	No connection	36	2.6%
1	1	39	2.9%
2	2	69	5.1%
3	3	71	5.2%
4	4	86	6.3%
5	5	189	13.9%
6	6	154	11.3%
7	7	169	12.4%
8	8	173	12.7%
9	9	125	9.2%
10	Very strong connection	202	14.8%
88	Can't choose	49	3.6%

Warning: these figures indicate the number of cases found in the data file. They cannot be interpreted as summary statistics of the population of interest.

v109: Q38a More government agencies should be moved to outlying districts

Information [Type= continuous] [Format=numeric] [Range= 1-8] [Missing=*]

Statistics [NW/ W] [Valid=1379 /-] [Invalid=25 /-]

Literal question We now come to some opinions that people like to express. We ask you to highlight for each statement whether you strongly agree, somewhat agree, somewhat disagree or completely disagree with this?

# v109: Q38a More government agencies should be moved to outlying districts			
	... A. More government agencies should be moved to outlying districts.		
Post-question	Please tick one box only		
Concepts	Political allegiance, Population migration, Place of residence, Moral values, Social values, Social attitudes		
Value	Label	Cases	Percentage
1	Strongly agree	360	26.1%
2	Somewhat agree	321	23.3%
3	Neither agree nor disagree	401	29.1%
4	Somewhat disagree	110	8.0%
5	Completly disagree	99	7.2%
8	Can't choose	88	6.4%
<i>Warning: these figures indicate the number of cases found in the data file. They cannot be interpreted as summary statistics of the population of interest.</i>			
# v110: Q38b High income should be taxed harder than it is today			
Information	[Type= continuous] [Format=numeric] [Range= 1-8] [Missing=*]		
Statistics [NW/ W]	[Valid=1386 /-] [Invalid=18 /-]		
Literal question	We now come to some opinions that people like to express. We ask you to highlight for each statement whether you strongly agree, somewhat agree, somewhat disagree or completely disagree with this? ... B. High income should be taxed harder than it is today.		
Post-question	Please tick one box only		
Concepts	Political allegiance, Population migration, Place of residence, Moral values, Social values, Social attitudes		
Value	Label	Cases	Percentage
1	Strongly agree	453	32.7%
2	Somewhat agree	388	28.0%
3	Neither agree nor disagree	253	18.3%
4	Somewhat disagree	146	10.5%
5	Completly disagree	115	8.3%
8	Can't choose	31	2.2%
<i>Warning: these figures indicate the number of cases found in the data file. They cannot be interpreted as summary statistics of the population of interest.</i>			
# v111: Q38c Immigration poses a serious threat to our national character			
Information	[Type= continuous] [Format=numeric] [Range= 1-8] [Missing=*]		
Statistics [NW/ W]	[Valid=1380 /-] [Invalid=24 /-]		
Literal question	We now come to some opinions that people like to express. We ask you to highlight for each statement whether you strongly agree, somewhat agree, somewhat disagree or completely disagree with this? ... C. Immigration poses a serious threat to our national character.		
Post-question	Please tick one box only		
Concepts	Political allegiance, Population migration, Place of residence, Moral values, Social values, Social attitudes		
Value	Label	Cases	Percentage
1	Strongly agree	222	16.1%
2	Somewhat agree	233	16.9%
3	Neither agree nor disagree	375	27.2%
4	Somewhat disagree	308	22.3%
5	Completly disagree	212	15.4%
8	Can't choose	30	2.2%
<i>Warning: these figures indicate the number of cases found in the data file. They cannot be interpreted as summary statistics of the population of interest.</i>			

# v112: Q38d Too little emphasis on environmental protection in today's Norway			
Information	[Type= continuous] [Format=numeric] [Range= 1-8] [Missing=*]		
Statistics [NW/ W]	[Valid=1377 /-] [Invalid=27 /-]		
Literal question	We now come to some opinions that people like to express. We ask you to highlight for each statement whether you strongly agree, somewhat agree, somewhat disagree or completely disagree with this? ... D. It is far too little emphasis on environmental protection in today's Norway		
Post-question	Please tick one box only		
Concepts	Political allegiance, Population migration, Place of residence, Moral values, Social values, Social attitudes		
Value	Label	Cases	Percentage
1	Strongly agree	138	10.0%
2	Somewhat agree	394	28.6%
3	Neither agree nor disagree	510	37.0%
4	Somewhat disagree	226	16.4%
5	Completly disagree	68	4.9%
8	Can't choose	41	3.0%
<i>Warning: these figures indicate the number of cases found in the data file. They cannot be interpreted as summary statistics of the population of interest.</i>			
# v113: Q38e We should aim for a society where Christian values ??play a larger role			
Information	[Type= continuous] [Format=numeric] [Range= 1-8] [Missing=*]		
Statistics [NW/ W]	[Valid=1382 /-] [Invalid=22 /-]		
Literal question	We now come to some opinions that people like to express. We ask you to highlight for each statement whether you strongly agree, somewhat agree, somewhat disagree or completely disagree with this? ... E. We should aim for a society where Christian values play a larger role.		
Post-question	Please tick one box only		
Concepts	Political allegiance, Population migration, Place of residence, Moral values, Social values, Social attitudes		
Value	Label	Cases	Percentage
1	Strongly agree	162	11.7%
2	Somewhat agree	185	13.4%
3	Neither agree nor disagree	373	27.0%
4	Somewhat disagree	310	22.4%
5	Completly disagree	320	23.2%
8	Can't choose	32	2.3%
<i>Warning: these figures indicate the number of cases found in the data file. They cannot be interpreted as summary statistics of the population of interest.</i>			
# v114: Q38f Globalization is essential to ensure economic growth			
Information	[Type= continuous] [Format=numeric] [Range= 1-8] [Missing=*]		
Statistics [NW/ W]	[Valid=1375 /-] [Invalid=29 /-]		
Literal question	We now come to some opinions that people like to express. We ask you to highlight for each statement whether you strongly agree, somewhat agree, somewhat disagree or completely disagree with this? ... F. Globalization is essential to ensure economic growth.		
Post-question	Please tick one box only		
Concepts	Political allegiance, Population migration, Place of residence, Moral values, Social values, Social attitudes		
Value	Label	Cases	Percentage
1	Strongly agree	152	11.1%
2	Somewhat agree	367	26.7%
3	Neither agree nor disagree	466	33.9%

# v114: Q38f Globalization is essential to ensure economic growth			
Value	Label	Cases	Percentage
4	Somewhat disagree	128	9.3%
5	Completly disagree	63	4.6%
8	Can't choose	199	14.5%
<i>Warning: these figures indicate the number of cases found in the data file. They cannot be interpreted as summary statistics of the population of interest.</i>			
# v115: Q39 Ulike folkegrupper ta vare på skikker/tradisjoner vs tilpasse seg			
Information	[Type= continuous] [Format=numeric] [Range= 1-8] [Missing=*]		
Statistics [NW/ W]	[Valid=1386 /-] [Invalid=18 /-]		
Pre-question	Some believe that it is better for a country that different ethnic groups take care of their customs and traditions. Others think it is better that these groups adapt and become part of the community.		
Literal question	What comes closest to your own opinion? 1. It is better for society that different ethnic groups take care of their customs and traditions. 2. It is better that different ethnic groups adapt to and become a part of society.		
Post-question	Please tick one box only		
Concepts	Political allegiance, Population migration, Place of residence, Moral values, Social values, Social attitudes		
Value	Label	Cases	Percentage
1	Taking care of customs and traditions	226	16.3%
2	Different ethnic groups adapt	1017	73.4%
8	Can't choose	143	10.3%
<i>Warning: these figures indicate the number of cases found in the data file. They cannot be interpreted as summary statistics of the population of interest.</i>			
# v116: Q40a Ethnic minorities should receive public support to preserve their customs and traditions			
Information	[Type= continuous] [Format=numeric] [Range= 1-8] [Missing=*]		
Statistics [NW/ W]	[Valid=1387 /-] [Invalid=17 /-]		
Literal question	To what extent do you agree or disagree with the following statements? ... A. Ethnic minorities with a long connection to Norway, for example, Lapps and Finns, should receive public support to preserve their customs and traditions.		
Post-question	Please tick one box only		
Concepts	Political allegiance, Population migration, Place of residence, Moral values, Social values, Social attitudes		
Value	Label	Cases	Percentage
1	Strongly agree	127	9.2%
2	Agree	529	38.1%
3	Neither agree nor disagree	382	27.5%
4	Disagree	207	14.9%
5	Strongly disagree	87	6.3%
8	Can't choose	55	4.0%
<i>Warning: these figures indicate the number of cases found in the data file. They cannot be interpreted as summary statistics of the population of interest.</i>			
# v117: Q40b Ethnic minorities who have recently received an attachment to Norway should receive public support			
Information	[Type= continuous] [Format=numeric] [Range= 1-8] [Missing=*]		
Statistics [NW/ W]	[Valid=1377 /-] [Invalid=27 /-]		
Literal question	To what extent do you agree or disagree with the following statements? ... B. Ethnic minorities who have recently received an attachment to Norway, for example, people who have been granted residence in recent years, should receive public support to preserve their customs and traditions.		
Post-question	Please tick one box only.		
Concepts	Political allegiance, Population migration, Place of residence, Moral values, Social values, Social attitudes		

v117: Q40b Ethnic minorities who have recently received an attachment to Norway should receive public support

Value	Label	Cases	Percentage
1	Strongly agree	26	1.9%
2	Agree	124	9.0%
3	Neither agree nor disagree	343	24.9%
4	Disagree	483	35.1%
5	Strongly disagree	339	24.6%
8	Can't choose	62	4.5%

Warning: these figures indicate the number of cases found in the data file. They cannot be interpreted as summary statistics of the population of interest.

v118: Q41 Positive or negative to the establishment of the Sami parliament

Information	[Type= continuous] [Format=numeric] [Range= 1-8] [Missing=*]
Statistics [NW/ W]	[Valid=1390 /-] [Invalid=14 /-]
Pre-question	Then we have some questions about the Sami Parliament and the Sami conditions.
Literal question	As you may know, the Norwegian Sami had their own elected bodies, the Sami Parliament since 1989. The Sami Parliament is elected by, and among, the Sami living in Norway. To what extent do you think it is positive or negative that the Sami Parliament was created?
Post-question	Please tick one box only.
Concepts	Politics, Minority groups, Ethnic minorities

Value	Label	Cases	Percentage
1	Very positive	276	19.9%
2	Positive	559	40.2%
3	Neither positive nor negative	324	23.3%
4	Negative	87	6.3%
5	Very negative	39	2.8%
8	Can't choose	105	7.6%

Warning: these figures indicate the number of cases found in the data file. They cannot be interpreted as summary statistics of the population of interest.

v119: Q42 Myndighetene legge til rette for at samene utvikler sine egne institusjoner

Information	[Type= continuous] [Format=numeric] [Range= 1-8] [Missing=*]
Statistics [NW/ W]	[Valid=1392 /-] [Invalid=12 /-]
Pre-question	Then we have some questions about the Sami Parliament and the Sami conditions.
Literal question	To what extent do you agree or disagree with the following statement: The Norwegian government should pave the way for the Sami to the greatest extent possible, develop their own Institutions in many areas of society.
Post-question	Please tick one box only.
Concepts	Politics, Minority groups, Ethnic minorities

Value	Label	Cases	Percentage
1	Strongly agree	80	5.7%
2	Agree	373	26.8%
3	Neither agree nor disagree	494	35.5%
4	Disagree	259	18.6%
5	Strongly disagree	68	4.9%
8	Can't choose	118	8.5%

Warning: these figures indicate the number of cases found in the data file. They cannot be interpreted as summary statistics of the population of interest.

v120: Q43 Paid work

Information	[Type= continuous] [Format=numeric] [Range= 1-4] [Missing=*]
Statistics [NW/ W]	[Valid=1394 /-] [Invalid=10 /-]

# v120: Q43 Paid work			
Literal question	Are you- or have you ever been in paid work?		
Post-question	We are interested in all kinds of work, even of just a few hours a week. Sick leave, other leave, as well as working as a family member without a fixed salary count as paid work. Tick one box only.		
Concepts	Labour and employment, Economics, Working conditions		
Value	Label	Cases	Percentage
1	Yes, I am in paid work at present	942	67.6%
2	Yes, but temporarily away, due to illness, on leave, or similar	93	6.7%
3	Yes, I was in paid work before	330	23.7%
4	No	29	2.1%
<i>Warning: these figures indicate the number of cases found in the data file. They cannot be interpreted as summary statistics of the population of interest.</i>			
# v121: Q44 Occupational status			
Information	[Type= continuous] [Format=numeric] [Range= 1-4] [Missing=*]		
Statistics [NW/ W]	[Valid=1320 /-] [Invalid=84 /-]		
Pre-question	Questions 44-51: For those who have paid work now or have been in paid work in the past. If you have / had several jobs, provide answers about your main employment.		
Literal question	Is / was your main occupation ...		
Post-question	Tick one box only.		
Concepts	Labour and employment, Economics, Working conditions		
Value	Label	Cases	Percentage
1	Self-employed with employees	64	4.8%
2	Self-employed without employees	74	5.6%
3	Employed	1170	88.6%
4	Family member	12	0.9%
<i>Warning: these figures indicate the number of cases found in the data file. They cannot be interpreted as summary statistics of the population of interest.</i>			
# v122: Q45 Employees, if self-employed w/ staff			
Information	[Type= continuous] [Format=numeric] [Range= 1-1200] [Missing=*]		
Statistics [NW/ W]	[Valid=62 /-] [Invalid=1342 /-] [Mean=52.871 /-] [StdDev=213.596 /-]		
Pre-question	Questions 44-51: For those who have paid work now or have been in paid work in the past. If you have / had several jobs, provide answers about your main employment.		
Literal question	If you are / were self-employed with employees, how many employees do / did you have? Employees, if self-employed m / staff		
Post-question	Only one number per box Note the number of employees		
Concepts	Labour and employment, Economics, Working conditions		
# v123: Q48 Lead other employees.			
Information	[Type= continuous] [Format=numeric] [Range= 1-2] [Missing=*]		
Statistics [NW/ W]	[Valid=1278 /-] [Invalid=126 /-]		
Pre-question	Questions 44-51: For those who have paid work now or have been in paid work in the past. If you have / had several jobs, provide answers about your main employment.		
Literal question	Does / did your regular work involve to lead other employees, or decide what kind of work they should do?		
Post-question	1 - Svar på spørsmål 49 2 - Gå til spørsmål 50		

# v123: Q48 Lead other employees.			
Concepts		Labour and employment, Economics, Working conditions	
Value	Label	Cases	Percentage
1	Yes	460	36.0%
2	No	818	64.0%
<i>Warning: these figures indicate the number of cases found in the data file. They cannot be interpreted as summary statistics of the population of interest.</i>			
# v124: Q49 Number of employees you manage(d)			
Information		[Type= continuous] [Format=numeric] [Range= 1-1200] [Missing=*]	
Statistics [NW/ W]		[Valid=429 /-] [Invalid=975 /-] [Mean=24.445 /-] [StdDev=94.244 /-]	
Pre-question		Questions 44-51: For those who have paid work now or have been in paid work in the past. If you have / had several jobs, provide answers about your main employment.	
Literal question		How many employees are / were under your leadership?	
Post-question		Only one number per box Note the number of employees	
Concepts		Labour and employment, Economics, Working conditions	
# v125: Q50 Type of business			
Information		[Type= continuous] [Format=numeric] [Range= 1-6] [Missing=*]	
Statistics [NW/ W]		[Valid=1294 /-] [Invalid=110 /-]	
Pre-question		Questions 44-51: For those who have paid work now or have been in paid work in the past. If you have / had several jobs, provide answers about your main employment.	
Literal question		If the business you work / worked in ...	
Post-question		Please tick one box only.	
Concepts		Labour and employment, Economics, Working conditions	
Value	Label	Cases	Percentage
1	Private firm	659	50.9%
2	Organization/ foundation	63	4.9%
3	Municipal / County business	269	20.8%
4	Government activities	186	14.4%
5	Other public or semi-public sector	54	4.2%
6	Other	63	4.9%
<i>Warning: these figures indicate the number of cases found in the data file. They cannot be interpreted as summary statistics of the population of interest.</i>			
# v126: Q51 I hvilken grad kan/kunne planlegge og regulere eget arbeid			
Information		[Type= continuous] [Format=numeric] [Range= 1-8] [Missing=*]	
Statistics [NW/ W]		[Valid=1311 /-] [Invalid=93 /-]	
Pre-question		Questions 44-51: For those who have paid work now or have been in paid work in the past. If you have / had several jobs, provide answers about your main employment.	
Literal question		To what extent would you say that you can / could plan and control your work, would you say...	
Post-question		Please tick one box only.	
Concepts		Labour and employment, Economics, Working conditions	
Value	Label	Cases	Percentage
1	To high extent	441	33.6%
2	To some extent	576	43.9%
3	To small extent	216	16.5%
4	Not at all	61	4.7%

# v126: Q51 I hvilken grad kan/kunne planlegge og regulere eget arbeid			
Value	Label	Cases	Percentage
8	Can't choose	17	1.3%
<i>Warning: these figures indicate the number of cases found in the data file. They cannot be interpreted as summary statistics of the population of interest.</i>			
# v127: Q52 Main tasks			
Information	[Type= continuous] [Format=numeric] [Range= 1-7] [Missing=*]		
Statistics [NW/ W]	[Valid=1395 /-] [Invalid=9 /-]		
Literal question	Presently, do you regard yourself mainly as:		
Post-question	Kun ett kryss mulig		
Concepts	Labour and employment, Marital status, Family members, Family environment		
Value	Label	Cases	Percentage
1	Working	892	63.9%
2	In school/student	105	7.5%
3	Old age pensioner or early retirement	174	12.5%
4	On social security, disabled	117	8.4%
5	At home doing housework/taking	50	3.6%
6	Unemployd	39	2.8%
7	Other	18	1.3%
<i>Warning: these figures indicate the number of cases found in the data file. They cannot be interpreted as summary statistics of the population of interest.</i>			
# v128: Q53 Location			
Information	[Type= continuous] [Format=numeric] [Range= 1-5] [Missing=*]		
Statistics [NW/ W]	[Valid=1382 /-] [Invalid=22 /-]		
Literal question	Do you live in...		
Post-question	Tick only one box		
Concepts	Labour and employment, Marital status, Family members, Family environment		
Value	Label	Cases	Percentage
1	A big city	352	25.5%
2	A suburb or outskirts of a big city	186	13.5%
3	A town or a small city	320	23.2%
4	A village	289	20.9%
5	A scarcely populated area	235	17.0%
<i>Warning: these figures indicate the number of cases found in the data file. They cannot be interpreted as summary statistics of the population of interest.</i>			
# v129: Q54 Member of a trade union or a similar organization			
Information	[Type= continuous] [Format=numeric] [Range= 1-3] [Missing=*]		
Statistics [NW/ W]	[Valid=1391 /-] [Invalid=13 /-]		
Literal question	Are you- or have you ever been member of a trade union or a similar organization?		
Post-question	Tick one box only		
Concepts	Labour and employment, Marital status, Family members, Family environment		
Value	Label	Cases	Percentage
1	Yes, I am currently member	687	49.4%
2	Yes, I have been member before	351	25.2%
3	No, I have never been member	353	25.4%
<i>Warning: these figures indicate the number of cases found in the data file. They cannot be interpreted as summary statistics of the population of interest.</i>			

# v130: Q57 Marital status			
Information	[Type= continuous] [Format=numeric] [Range= 1-6] [Missing=*]		
Statistics [NW/ W]	[Valid=1401 /-] [Invalid=3 /-]		
Literal question	What is your current legal marital status?		
Post-question	Tick one box only		
Concepts	Labour and employment, Marital status, Family members, Family environment		
Value	Label	Cases	Percentage
1	Married	749	53.5%
2	Separated (still legally married)	33	2.4%
3	Divorced	113	8.1%
4	Widowed	61	4.4%
5	Never married	445	31.8%
6	Civil partnership	0	
<i>Warning: these figures indicate the number of cases found in the data file. They cannot be interpreted as summary statistics of the population of interest.</i>			
# v131: Q58 Living with partner			
Information	[Type= continuous] [Format=numeric] [Range= 1-2] [Missing=*]		
Statistics [NW/ W]	[Valid=649 /-] [Invalid=755 /-]		
Literal question	Are you currently living with a partner?		
Post-question	Tick one box only		
Concepts	Labour and employment, Marital status, Family members, Family environment		
Value	Label	Cases	Percentage
1	Yes	244	37.6%
2	No	405	62.4%
<i>Warning: these figures indicate the number of cases found in the data file. They cannot be interpreted as summary statistics of the population of interest.</i>			
# v132: Q59 Partner with paid work			
Information	[Type= continuous] [Format=numeric] [Range= 1-2] [Missing=*]		
Statistics [NW/ W]	[Valid=977 /-] [Invalid=427 /-]		
Pre-question	Til gifte eller samboende		
Literal question	Is your spouse/partner currently in paid work - or has she/he ever been in paid work?		
Post-question	Tick one box only		
Concepts	Labour and employment, Marital status, Family members, Family environment		
Value	Label	Cases	Percentage
1	Yes	926	94.8%
2	No	51	5.2%
<i>Warning: these figures indicate the number of cases found in the data file. They cannot be interpreted as summary statistics of the population of interest.</i>			
# v133: Q60 Working sector			
Information	[Type= continuous] [Format=numeric] [Range= 1-4] [Missing=*]		
Statistics [NW/ W]	[Valid=923 /-] [Invalid=481 /-]		
Pre-question	Til gifte eller samboende		
Literal question	In which firm/organization does you spouse/ partner work (main job)?		
Post-question	Tick one box only		
Concepts	Labour and employment, Marital status, Family members, Family environment		

v133: Q60 Working sector

Value	Label	Cases	Percentage
1	In public administration or services	319	34.6%
2	A publicly owned firm	85	9.2%
3	In a private firm, but not as self	416	45.1%
4	Self employed	103	11.2%

Warning: these figures indicate the number of cases found in the data file. They cannot be interpreted as summary statistics of the population of interest.

v134: Q62 Partners main activity

Information	[Type= continuous] [Format=numeric] [Range= 1-8] [Missing=*]
Statistics [NW/ W]	[Valid=978 /-] [Invalid=426 /-]
Pre-question	Til gifte eller samboende
Literal question	What is your spouse/partners main activity, or source of income?
Post-question	Tick one box only
Concepts	Labour and employment, Marital status, Family members, Family environment

Value	Label	Cases	Percentage
1	Working, full time	597	61.0%
2	Working, part time	124	12.7%
3	In school/student	29	3.0%
4	Old age pensioner or early retirement	97	9.9%
5	On social security, disabled	66	6.7%
6	At home doing housework/taking care	37	3.8%
7	Unemployd	12	1.2%
8	Other	16	1.6%

Warning: these figures indicate the number of cases found in the data file. They cannot be interpreted as summary statistics of the population of interest.

v135: Q67 Religious denomination

Information	[Type= continuous] [Format=numeric] [Range= 1-9] [Missing=*]
Statistics [NW/ W]	[Valid=1381 /-] [Invalid=23 /-]
Literal question	Do you belong to...
Post-question	Tick only one box
Concepts	Religion, Religious practice, Religious attendance

Value	Label	Cases	Percentage
1	Church of Norway (State Church)	1167	84.5%
2	Roman Catholic	16	1.2%
3	Pentecostal	8	0.6%
4	Other Christian Denomination	35	2.5%
5	Islam	10	0.7%
6	Other Non-Christian Denomination	2	0.1%
7	The Norwegian Humanist Association	39	2.8%
8	Other life stance organization	6	0.4%
9	No denomination or life stance	98	7.1%
10		0	

Warning: these figures indicate the number of cases found in the data file. They cannot be interpreted as summary statistics of the population of interest.

v136: Q68 Religious services - how often

Information	[Type= continuous] [Format=numeric] [Range= 1-8] [Missing=*]
--------------------	--

# v136: Q68 Religious services - how often			
Statistics [NW/ W]	[Valid=1380 /-] [Invalid=24 /-]		
Literal question	How often do you attend religious services or other religious meetings? (Do not include weddings, funerals, or baptisms or similar)		
Post-question	Tick only one box		
Concepts	Religion, Religious practice, Religious attendance		
Value	Label	Cases	Percentage
1	Several times a week	13	0.9%
2	Every week	33	2.4%
3	2 or 3 times a month	46	3.3%
4	About once a month	31	2.2%
5	Several times a year	122	8.8%
6	About once or twice a year	320	23.2%
7	Less frequently than once a year	422	30.6%
8	Never	393	28.5%
<i>Warning: these figures indicate the number of cases found in the data file. They cannot be interpreted as summary statistics of the population of interest.</i>			
# v137: Q69a 7-year primary compulsory school or less			
Information	[Type= continuous] [Format=numeric] [Range= 1-2] [Missing=*]		
Statistics [NW/ W]	[Valid=1404 /-] [Invalid=0 /-]		
Literal question	Which general education have you achieved? ... A. 7-year primary compulsory school or less.		
Post-question	Tick one box on each line		
Concepts	Education		
Value	Label	Cases	Percentage
1	Yes	453	32.3%
2	No	951	67.7%
<i>Warning: these figures indicate the number of cases found in the data file. They cannot be interpreted as summary statistics of the population of interest.</i>			
# v138: Q69b 1 or 2- year lower secondary school			
Information	[Type= continuous] [Format=numeric] [Range= 1-2] [Missing=*]		
Statistics [NW/ W]	[Valid=1404 /-] [Invalid=0 /-]		
Literal question	Which general education have you achieved? ... B. 1 or 2- year lower secondary school.		
Post-question	Tick one box on each line		
Concepts	Education		
Value	Label	Cases	Percentage
1	Yes	240	17.1%
2	No	1164	82.9%
<i>Warning: these figures indicate the number of cases found in the data file. They cannot be interpreted as summary statistics of the population of interest.</i>			
# v139: Q69c 9 or 10- year primary and lower secondary compulsory school.e			
Information	[Type= continuous] [Format=numeric] [Range= 1-2] [Missing=*]		
Statistics [NW/ W]	[Valid=1404 /-] [Invalid=0 /-]		
Literal question	Which general education have you achieved? ... C. 9 or 10- year primary and lower secondary compulsory school.		

# v139: Q69c 9 or 10- year primary and lower secondary compulsory school.e			
Post-question	Tick one box on each line		
Concepts	Education		
Value	Label	Cases	Percentage
1	Yes	632	45.0%
2	No	772	55.0%
<i>Warning: these figures indicate the number of cases found in the data file. They cannot be interpreted as summary statistics of the population of interest.</i>			
# v140: Q69d 2 or 3-year lower secondary school			
Information	[Type= continuous] [Format=numeric] [Range= 1-2] [Missing=*]		
Statistics [NW/ W]	[Valid=1404 /-] [Invalid=0 /-]		
Literal question	Which general education have you achieved? ... D. 2 or 3-year lower secondary school.		
Post-question	Tick one box on each line		
Concepts	Education		
Value	Label	Cases	Percentage
1	Yes	198	14.1%
2	No	1206	85.9%
<i>Warning: these figures indicate the number of cases found in the data file. They cannot be interpreted as summary statistics of the population of interest.</i>			
# v141: Q69e Folk high school			
Information	[Type= continuous] [Format=numeric] [Range= 1-2] [Missing=*]		
Statistics [NW/ W]	[Valid=1404 /-] [Invalid=0 /-]		
Literal question	Which general education have you achieved? ... E. Folk high school (no formal qualifications).		
Post-question	Tick one box on each line		
Concepts	Education		
Value	Label	Cases	Percentage
1	Yes	120	8.5%
2	No	1284	91.5%
<i>Warning: these figures indicate the number of cases found in the data file. They cannot be interpreted as summary statistics of the population of interest.</i>			
# v142: Q69f Higher secondary school qualifying for tertiary education			
Information	[Type= continuous] [Format=numeric] [Range= 1-2] [Missing=*]		
Statistics [NW/ W]	[Valid=1404 /-] [Invalid=0 /-]		
Literal question	Which general education have you achieved? ... F. Higher secondary school qualifying for tertiary education.		
Post-question	Tick one box on each line		
Concepts	Education		
Value	Label	Cases	Percentage
1	Yes	750	53.4%
2	No	654	46.6%
<i>Warning: these figures indicate the number of cases found in the data file. They cannot be interpreted as summary statistics of the population of interest.</i>			
# v143: Q70 Vocational education/training			
Information	[Type= continuous] [Format=numeric] [Range= 1-3] [Missing=*]		

# v143: Q70 Vocational education/training			
Statistics [NW/ W]	[Valid=1060 /-] [Invalid=344 /-]		
Literal question	Which vocational education/training have you achieved?		
Post-question	Tick one box only. If exam or certificaee from college or university, please go to question 71.		
Interviewer's instructions	Reason for the "interviewer" instruction: The Norwegian word for "vocational training" might be interpreted in a broader sense, like education or training preparing for a particular occupation in general, for example nurses.		
Concepts	Education		
Value	Label	Cases	Percentage
1	None	342	32.3%
2	Basic vocational education/training	261	24.6%
3	Completed vocational education/training, (master) craft certificate	457	43.1%
<i>Warning: these figures indicate the number of cases found in the data file. They cannot be interpreted as summary statistics of the population of interest.</i>			
# v144: Q71 Tertiary education			
Information	[Type= continuous] [Format=numeric] [Range= 1-5] [Missing=*]		
Statistics [NW/ W]	[Valid=1225 /-] [Invalid=179 /-]		
Literal question	Which tertiary education have you achieved?		
Post-question	Tick one box only		
Concepts	Education		
Value	Label	Cases	Percentage
1	None	679	55.4%
2	Tertiary education, less than 1 year	43	3.5%
3	Tertiary education, 1-2 years	108	8.8%
4	Tertiary education, 3-5 years	242	19.8%
5	Tertiary education, 5 years or more	153	12.5%
<i>Warning: these figures indicate the number of cases found in the data file. They cannot be interpreted as summary statistics of the population of interest.</i>			
# v145: Q73 Place on the social ladder			
Information	[Type= continuous] [Format=numeric] [Range= 1-10] [Missing=*]		
Statistics [NW/ W]	[Valid=1369 /-] [Invalid=35 /-]		
Literal question	In Norway some groups of people are almost at the top of the social ladder while others are almost at the bottom. Below you'll find a scale, reaching from top to bottom. Where on this scale would you place yourself?		
Post-question	Tick only one box		
Concepts	Social skills, Social networks, Social behaviour		
Value	Label	Cases	Percentage
1	Top	12	0.9%
2	2	39	2.8%
3	3	176	12.9%
4	4	320	23.4%
5	5	487	35.6%
6	6	137	10.0%
7	7	97	7.1%
8	8	59	4.3%
9	9	21	1.5%
10	Bottom	21	1.5%
<i>Warning: these figures indicate the number of cases found in the data file. They cannot be interpreted as summary statistics of the population of interest.</i>			

# v146: Q74 Placed on the political right - left scale			
Information	[Type= continuous] [Format=numeric] [Range= 1-10] [Missing=*]		
Statistics [NW/ W]	[Valid=1337 /-] [Invalid=67 /-]		
Literal question	Where would you place yourself on a "left to right" political scale?		
Post-question	Tick only one box		
Concepts	Politics, Political interest, Political participation		
Value	Label	Cases	Percentage
1	On the far left	15	1.1%
2	2	47	3.5%
3	3	180	13.5%
4	4	213	15.9%
5	5	345	25.8%
6	6	179	13.4%
7	7	186	13.9%
8	8	116	8.7%
9	9	34	2.5%
10	On the far right	22	1.6%
<i>Warning: these figures indicate the number of cases found in the data file. They cannot be interpreted as summary statistics of the population of interest.</i>			
# v147: Q75 Which party if elections tomorrow			
Information	[Type= continuous] [Format=numeric] [Range= 1-88] [Missing=*]		
Statistics [NW/ W]	[Valid=1382 /-] [Invalid=22 /-]		
Literal question	Which party would you vote for if the national election was held tomorrow?		
Post-question	Tick only one box		
Concepts	Politics, Political interest, Political participation		
Value	Label	Cases	Percentage
1	Red Electoral Alliance	9	0.7%
2	Labour Party	372	26.9%
3	Progress Party	223	16.1%
4	Conservative Party	194	14.0%
5	Christian Democratic Party	67	4.8%
6	Centre party	67	4.8%
7	Socialist Left	146	10.6%
8	Liberal	33	2.4%
9	Others	14	1.0%
11	Wouldn't vote	44	3.2%
88	Don't know	213	15.4%
<i>Warning: these figures indicate the number of cases found in the data file. They cannot be interpreted as summary statistics of the population of interest.</i>			
# v148: Q76 Natinaol election 2001			
Information	[Type= continuous] [Format=numeric] [Range= 1-3] [Missing=*]		
Statistics [NW/ W]	[Valid=1384 /-] [Invalid=20 /-]		
Literal question	Did you vote in the 2001 national election?		
Post-question	Tick only one box		
Concepts	Politics, Political interest, Political participation		

v148: Q76 Natinaol election 2001

Value	Label	Cases	Percentage
1	Yes	1131	81.7%
2	No	175	12.6%
3	Not eligible to vote	78	5.6%

Warning: these figures indicate the number of cases found in the data file. They cannot be interpreted as summary statistics of the population of interest.

v149: Q47 Working hours per week

Information	[Type= continuous] [Format=numeric] [Range= 1-95] [Missing=*]
Statistics [NW/ W]	[Valid=1280 /-] [Invalid=124 /-] [Mean=38.513 /-] [StdDev=12.044 /-]
Pre-question	To those who have paid work now or have had a job before. If you have / had several jobs, provide answers about your main employment.
Literal question	How many hours do/did usually work weekly in your main job?
Post-question	Hours per week. Please include overtime as well as work hours at home in main job. Just one figure in each box. If you have/have had several jobs, please answer about you main job
Concepts	Labour and employment, Households, Family environment, Family members, Age, Education

v150: Q63 Number in household

Information	[Type= continuous] [Format=numeric] [Range= 1-70] [Missing=*]
Statistics [NW/ W]	[Valid=1386 /-] [Invalid=18 /-] [Mean=2.802 /-] [StdDev=2.301 /-]
Literal question	How many people live in your household, yourself included?
Post-question	Tick one box only
Concepts	Labour and employment, Households, Family environment, Family members, Age, Education

# v151: Q64a Household members: Children 0-2 years	
Information	[Type= continuous] [Format=numeric] [Range= 0-2] [Missing=*]
Statistics [NW/ W]	[Valid=1385 /-] [Invalid=19 /-] [Mean=0.117 /-] [StdDev=0.358 /-]
Literal question	How are the household members distributed on age groups? Write in number of household members at all lines with any household members. ... A. Number of children 0-2 years old.
Post-question	Tick one box only
Concepts	Labour and employment, Households, Family environment, Family members, Age, Education
# v152: Q64b Household members: Children 3-5 years	
Information	[Type= continuous] [Format=numeric] [Range= 0-3] [Missing=*]
Statistics [NW/ W]	[Valid=1385 /-] [Invalid=19 /-] [Mean=0.122 /-] [StdDev=0.371 /-]
Literal question	How are the household members distributed on age groups? Write in number of household members at all lines with any household members. ... B. Number of children 3-5 years old.
Post-question	Tick one box only
Concepts	Labour and employment, Households, Family environment, Family members, Age, Education
# v153: Q64c Household members: Children 6-12 years	
Information	[Type= continuous] [Format=numeric] [Range= 0-4] [Missing=*]
Statistics [NW/ W]	[Valid=1385 /-] [Invalid=19 /-] [Mean=0.298 /-] [StdDev=0.642 /-]
Literal question	How are the household members distributed on age groups? Write in number of household members at all lines with any household members. ... C. Number of children 6-12 years old.
Post-question	Tick one box only
Concepts	Labour and employment, Households, Family environment, Family members, Age, Education
# v154: Q64d Household members: Children 13-17 years	
Information	[Type= continuous] [Format=numeric] [Range= 0-4] [Missing=*]
Statistics [NW/ W]	[Valid=1385 /-] [Invalid=19 /-] [Mean=0.21 /-] [StdDev=0.513 /-]
Literal question	How are the household members distributed on age groups? Write in number of household members at all lines with any household members. ... D. Number of children 13-17 years old.
Post-question	Tick one box only
Concepts	Labour and employment, Households, Family environment, Family members, Age, Education
# v155: Q64e Household members: Persons 18 years and over, including yourself	
Information	[Type= continuous] [Format=numeric] [Range= 1-70] [Missing=*]
Statistics [NW/ W]	[Valid=1385 /-] [Invalid=19 /-] [Mean=2.053 /-] [StdDev=2.009 /-]
Literal question	How are the household members distributed on age groups? Write in number of household members at all lines with any household members. ... E. Number of children 18 years or more, included yourself.
Post-question	Tick one box only
Concepts	Labour and employment, Households, Family environment, Family members, Age, Education
# v156: Q65 Own yearly gross income	
Information	[Type= continuous] [Format=numeric] [Range= 1-3000] [Missing=*]

# v156: Q65 Own yearly gross income			
Statistics [NW/ W]	[Valid=1259 /-] [Invalid=145 /-] [Mean=287.08 /-] [StdDev=202.628 /-]		
Literal question	About how large is your own yearly gross income? Include pensions, social security benefits, incidental earnings or similar. Round to nearest 1000 Norwegian kroner.		
Post-question	Norwegian kroner, just my own income. Just one figure in each box.		
Concepts	Labour and employment, Households, Family environment, Family members, Age, Education		
# v157: Q66 Household gross income			
Information	[Type= continuous] [Format=numeric] [Range= 1-3030] [Missing=*]		
Statistics [NW/ W]	[Valid=1277 /-] [Invalid=127 /-] [Mean=485.238 /-] [StdDev=303.802 /-]		
Literal question	About how large is your household's yearly gross income? Include pensions, social security benefits, incidental earnings or similar. Round to nearest 1000 Norwegian kroner.		
Post-question	Norwegian kroner, my own income included. Just one figure in each box.		
Concepts	Labour and employment, Households, Family environment, Family members, Age, Education		
# v158: Q72 Number of years of education beyond primary			
Information	[Type= continuous] [Format=numeric] [Range= 0-15] [Missing=*]		
Statistics [NW/ W]	[Valid=1387 /-] [Invalid=17 /-] [Mean=4.515 /-] [StdDev=2.966 /-]		
Literal question	How many years of education have you completed, other than compulsory school?		
Post-question	"Compulsory school" means the 9-year primary and lower secondary compulsory school, or the 7-year primary compulsory school.		
Concepts	Labour and employment, Households, Family environment, Family members, Age, Education		
# v159: Q56 Year of birth			
Information	[Type= continuous] [Format=numeric] [Range= 1925-1986] [Missing=*]		
Statistics [NW/ W]	[Valid=1404 /-] [Invalid=0 /-] [Mean=1958.377 /-] [StdDev=15.579 /-]		
Literal question	When were you born?		
Post-question	Write in year of birth. Just one figure in each box.		
Concepts	Labour and employment, Households, Family environment, Family members, Age, Education		
# v160: Marital status			
Information	[Type= continuous] [Format=numeric] [Range= 1-9] [Missing=*]		
Statistics [NW/ W]	[Valid=1404 /-] [Invalid=0 /-]		
Definition	Omokodet variabel		
Literal question	Marital status.		
Concepts	Labour and employment, Households, Family environment, Family members, Age, Education		
Value	Label	Cases	Percentage
1	Unmarried	438	31.2%
2	Married	749	53.3%
3	Widow, widower	56	4.0%
4	Divorced	127	9.0%
5	Separated	34	2.4%
6	Registered partner	0	
7	Separated partner	0	
8	Divorced spouse	0	
9	Surviving spouse	0	
<i>Warning: these figures indicate the number of cases found in the data file. They cannot be interpreted as summary statistics of the population of interest.</i>			

# v161: Q55 Gender			
Information	[Type= continuous] [Format=numeric] [Range= 1-2] [Missing=*]		
Statistics [NW/ W]	[Valid=1404 /-] [Invalid=0 /-]		
Literal question	Are you ...		
Concepts	Labour and employment, Households, Family environment, Family members, Age, Education		
Value	Label	Cases	Percentage
1	Male	693	49.4%
2	Female	711	50.6%
<i>Warning: these figures indicate the number of cases found in the data file. They cannot be interpreted as summary statistics of the population of interest.</i>			
# v162: Age			
Information	[Type= continuous] [Format=numeric] [Range= 18-79] [Missing=*]		
Statistics [NW/ W]	[Valid=1404 /-] [Invalid=0 /-] [Mean=45.623 /-] [StdDev=15.579 /-]		
Definition	Omkodet variabel		
Literal question	Age		
Concepts	Labour and employment, Households, Family environment, Family members, Age, Education		
# v163: Q46 Main occupation ISCO-88			
Information	[Type= continuous] [Format=numeric] [Range= 0-9999] [Missing=*]		
Statistics [NW/ W]	[Valid=1273 /-] [Invalid=131 /-]		
Definition	Omkodet etter Standard for yrkesklassifisering (STYRK), som bygger på ISCO-88 (COM) (International Standard Classification of Occupations, EU-versjon). Se SSB (1998): Standard for yrkesklassifisering, NOS C521.		
Literal question	Which job title is / was (main occupation)?		
Concepts	Labour and employment, Households, Family environment, Family members, Age, Education		
Value	Label	Cases	Percentage
0	Uaktuell	0	
110	Militære yrker	1	0.1%
111	Menige	1	0.1%
112	Befal I	6	0.5%
113	Befal II	3	0.2%
1000	Administrative ledere og politikere	1	0.1%
1110	Politikere	1	0.1%
1120	Toppledere i offentlig administrasjon	0	
1141	Ledere i partipolitiske organisasjoner	0	
1142	Ledere arb.giv./arb.tak.org og øk.int.org	0	
1143	Ledere i humanitære org. og andre int.org	1	0.1%
1200	Ledere i store og mellomstore bedr. og i off.adm.	5	0.4%
1210	Administrerende direktører	32	2.5%
1220	Prod.dir., ikke-spes. næringsomr.	14	1.1%
1221	Prod.direktører innen jordbr, skogbr og fiske	1	0.1%
1222	Prod.dir., olje- og gassutv., brgv.dr., ind., kraft-og vannf	2	0.2%
1223	Prod.dir., bygge- og anleggsvirk.	4	0.3%
1224	Prod.dir., varehandel, hotell- og rest.virk. mv	1	0.1%
1225	Prod.dir., transport og kommunikasjon	2	0.2%
1226	Prod.dir., fin. tjenesteyting, eiendomsdrift osv	2	0.2%
1227	Prod.dir., offentlig administrasjon	11	0.9%

v163: Q46 Main occupation ISCO-88

Value	Label	Cases	Percentage
1228	Prod.dir., underv., helse- og sos.tj.	12	0.9%
1229	Prod.dir., andre sos. og pers. tj.	2	0.2%
1231	Finans-, økonomi- og adm.dir.	10	0.8%
1232	Personaldirektører	4	0.3%
1233	Salgsdirektører	6	0.5%
1234	Markeds- og informasjons direktører	4	0.3%
1235	Innkjøps- og distribusjonsdirektører	7	0.5%
1236	IT-direktører	2	0.2%
1237	Forskningsdirektører	1	0.1%
1239	Andre spesialdirektører	3	0.2%
1310	Ledere innen ikke-spes.næringsomr.	24	1.9%
1311	Ledere, jordbruk, skogbruk og fiske	0	
1312	Ledere, bergverksdr., ind., kraft- og vannfors.	0	
1313	Ledere, bygge- og anleggs virksomhet	1	0.1%
1314	Ledere, varehandel mv.	12	0.9%
1315	Ledere, hotell- og restau rantvirksomhet	1	0.1%
1316	Ledere, transport og kommunikasjon	2	0.2%
1317	Ledere, finansiell tj.yt., eiendomsdrift osv.	0	
1318	Ledere, renov., pers. tj.yt. og arb. for priv.husholdn.	0	
1319	Andre ledere	5	0.4%
1320	Disponent	0	
2000	Akademiske yrker	4	0.3%
2100	Realister, sivilingeniører m.fl.	2	0.2%
2111	Fysikere og astronomer	0	
2112	Meteorologer	0	
2113	Kjemikere	0	
2114	Geologer og geofysikere	1	0.1%
2121	Matematikere og tilsvarende yrker	1	0.1%
2122	Statistikere	0	
2130	Systemutviklere og program merere	19	1.5%
2140	Sivilarkitekter,siviling. og tilsv. yrker	4	0.3%
2141	Sivilarkitekter, by- og trafikk planleggere	3	0.2%
2142	Sivilingeniører (bygg og anlegg)	5	0.4%
2143	Sivilingeniører (elkraftteknikk)	0	
2144	Sivilingeniører (elektronikk og telekomm.)	0	
2145	Sivilingeniører (maskin- og marinteknikk)	0	
2146	Sivilingeniører (kjemi)	1	0.1%
2147	Sivilingeniører (geofag, petr.tekn., metallurgi o.l.)	3	0.2%
2148	Landmålere, jordskifte kandidater o.l.	1	0.1%
2149	Andre sivilingeniører og tilsvaren de yrker	6	0.5%
2211	Biologer, botanikere, zoologer og tilsv.yrk	1	0.1%
2212	Sivilagronomer og tilsvarende yrker	2	0.2%
2221	Leger	9	0.7%
2222	Tannleger	1	0.1%
2223	Veterinærer	0	

v163: Q46 Main occupation ISCO-88

Value	Label	Cases	Percentage
2224	Farmasøyter	1	0.1%
2225	Ernæringsfysiologer	0	
2230	Spesialsykepleiere og jordmødre	13	1.0%
2300	Undervisn.yrk. som krever min 4 års univ.- el høysk. utd.	4	0.3%
2310	Universitets- og høyskolelektorer/-lærere	11	0.9%
2320	Lektorer og adjunkter i videre gående skole	13	1.0%
2340	Spesiallærere/spesialpedagoger	4	0.3%
2351	Spesialister i utdanningsmetodikk	1	0.1%
2352	Studieinspektører o.l.	3	0.2%
2359	Andre lærere m/min 4 års univ- el høysk. utd.	1	0.1%
2410	Øk., samf. vit. sk., jur., tekn., nat. vit. sk., planl. og utred.	1	0.1%
2411	Øk. og samf. vit. sk. planl. og utred.	4	0.3%
2412	Juridisk planlegging og utredning	0	
2413	Tekn. og nat. vit. sk. planl. og utred.	0	
2419	Andre yrker innen off. administrasjon	2	0.2%
2500	Andre akademiske yrker	0	
2510	Regnskaps-, personal- og rådgivningsyrker	1	0.1%
2511	Statsautoriserte revisorer	1	0.1%
2512	Personal- og organisasjonskonsulenter	5	0.4%
2519	Markedsanalytikere og andre forretn.yrker	1	0.1%
2520	Juridiske yrker	0	
2521	Advokater	4	0.3%
2522	Domstolsjurister	1	0.1%
2523	Jurister innen politi og påtalemyndighet	0	
2531	Arkivarer og konservatorer	0	
2532	Universitetsbibliotekarer	0	
2541	Sosial- og siviløkonomer	5	0.4%
2542	Sosiol., sosialantr., samfunnsgeogr. og statsvit.	1	0.1%
2543	Historikere, arkeologer og filosofer	1	0.1%
2544	Språkforskere, oversettere og tolker	1	0.1%
2545	Psykologer	1	0.1%
2551	Forfattere og andre skribenter	2	0.2%
2552	Skulptører, kunstmalere og billedkunstnere	2	0.2%
2553	Dirigenter, komponister, musikere og sangere	2	0.2%
2554	Koreografer og dansere	0	
2555	Skuespillere og regissører	0	
2560	Geistlige yrker	2	0.2%
3100	Ingeniører, teknikere m.fl.	3	0.2%
3110	Ingeniører og teknikere	2	0.2%
3111	Bygningsingeniører og teknikere	3	0.2%
3112	Elkraftingeniører og -teknikere	2	0.2%
3113	Elektronikk- og telekomm. ing. og -teknikere	0	
3114	Maskiningeniører og -teknikere	2	0.2%
3115	Kjemiingeniører og -teknikere	0	
3116	Ing. og tekn.; petr., bergverk og metallurgi	5	0.4%

v163: Q46 Main occupation ISCO-88

Value	Label	Cases	Percentage
3119	Andre ingeniører og teknikere	5	0.4%
3120	Dataingeniører og -teknikere	8	0.6%
3131	Filmfotografer og innspillingsteknikere	3	0.2%
3132	Operatører av kringkastings- og telekomm.utstyr	0	
3139	Andre operatører av optisk og elektronisk utstyr	0	
3141	Skipsmaskinister	5	0.4%
3142	Dekksoffiserer og loser	6	0.5%
3143	Flygere	0	
3144	Flygeledere o.l.	0	
3151	Branninspektører	1	0.1%
3152	Sikkerhetsinspektører	0	
3200	Yrker innen biologi og helsevesen som krever 1-3 års høysk.u	0	
3211	Bioingeniører og -teknikere	4	0.3%
3212	Agroteknikere	0	
3213	Skogingeniører, skogkonsulenter o.l.	1	0.1%
3221	Radiografer og audiografer	0	
3222	Helse- og miljøinspektører	0	
3223	Kostholdskonsulenter	0	
3224	Optikere	0	
3225	Tannpleiere	0	
3226	Fysioterapeuter, ergoterapeuter o.l.	5	0.4%
3227	Dyrepleiere	0	
3228	Reseptarer	1	0.1%
3229	Naturterapeuter	0	
3231	Sykepleiere	23	1.8%
3232	Vernepleiere	8	0.6%
3300	Undervisn.yrk som krever 1-3 års høysk.utd.	2	0.2%
3310	Grunnskolelærere	34	2.7%
3320	Førskolelærere	20	1.6%
3341	Yrkesfaglærere og faglærere i videreg.sk.	3	0.2%
3349	Andre yrker, undervisning og pedagogisk arb	1	0.1%
3400	Lav.saksb.in.adm./forretn.fag.yrk.sosarb/underholdn	10	0.8%
3410	Funksjonærer innen finansvesen og salg	2	0.2%
3411	Finansmeglere	0	
3412	Forsikringskonsulenter	5	0.4%
3413	Eiendomsmeglere og -forvaltere	0	
3414	Reisekonsulenter	1	0.1%
3415	Tekniske og kommersielle salgsrepresentanter	10	0.8%
3416	Innkjøpere	6	0.5%
3417	Takstmenn, takstinspektører og auksjonarier	2	0.2%
3418	Kundebehandlere (banktjenester)	6	0.5%
3419	Markedsførings- og reklamekonsulenter	7	0.5%
3421	Handels- og skipsmeglere	0	
3422	Speditører og befraktere	0	
3423	Kunde-/ personalkonsulenter (vikarbyrå)	0	

v163: Q46 Main occupation ISCO-88

Value	Label	Cases	Percentage
3429	Andre forretningsmeglere	1	0.1%
3431	Funksjonærer innen administrasjon	4	0.3%
3432	Revisorer(ikke statsautoriserte) og regnsk.før.	5	0.4%
3433	Husøkonomer	0	
3440	Lavere saksbehandlere innen offentlig administrasjon	0	
3441	Tollfunksjonærer	1	0.1%
3442	Lavere saksbehandlere ved ligningskontor	0	
3443	Lavere saksbehandlere ved trygdekontor	3	0.2%
3444	Lavere saksbehandlere ved arbeidskontor	3	0.2%
3449	Andre lavere saksbehandlere, off. administrasjon	12	0.9%
3450	Polititjenestemenn	4	0.3%
3460	Sosionomer, barneverns pedagoger o.l.	10	0.8%
3471	Dekoratorer, designere og reklametegnere	3	0.2%
3472	Sangere og musikere i underholdningsbransjen	0	
3473	Klovner, tryllekunstnere, akrobater o.l.	0	
3474	Inspisienter mfl.	1	0.1%
3475	Idrettsutøvere og -trenere	0	
3480	Religiøse yrker	0	
3491	Informasjonsmedarbeidere og journalister	9	0.7%
3492	Programsekretærer og programmedarbeidere	1	0.1%
3493	Bibliotekarere	2	0.2%
4000	Kontor- og kundeserviceyrker	2	0.2%
4111	Stenografer, referenter o.l.	0	
4112	Dataregistrere (punchoperatører)	0	
4113	Sekretærer	25	2.0%
4114	Kontorarbeidere	25	2.0%
4121	Økonomimedarbeidere og revisjonsassistenter	14	1.1%
4129	Andre tallbehandlere	1	0.1%
4131	Lagermedarbeidere og materialforvaltere	11	0.9%
4132	Logistikere	0	
4133	Transportfunksjonærer	4	0.3%
4141	Bibliotek- og arkivmedarbeidere	0	
4142	Postbud og -sorterere	19	1.5%
4200	Kundeserviceyrker	3	0.2%
4211	Billettører og billettselgere	0	
4212	Post- og bankkasserere	3	0.2%
4213	Bingoverter o.l.	0	
4214	Pantelånere	0	
4215	Inkassomedarbeidere	0	
4220	Reisebyrå-, resepsjons-, sentralbordmedarbeidere o.l.	1	0.1%
4221	Reisebyråmedarbeidere o.l.	1	0.1%
4222	Resepsjonister og opplysnings medarbeidere	5	0.4%
4223	Sentralbordoperatører	1	0.1%
5000	Salgs-, service- og omsorgsykker	0	
5111	Verter/vertinner på fly, skip og tog	4	0.3%

v163: Q46 Main occupation ISCO-88

Value	Label	Cases	Percentage
5112	Konduktører og billettører(ombord i transportmidler)	0	
5113	Reiseledere og guider	1	0.1%
5121	Internatledere o.l.	2	0.2%
5122	Kokker	18	1.4%
5123	Hovmestere, servitører og barkeepere	8	0.6%
5130	Pleie- og omsorgspersonale	2	0.2%
5131	Barne- og ungdomsarbeidere o.l.	31	2.4%
5132	Omsorgsarbeidere og hjelpe pleiere	42	3.3%
5133	Hjemmehjelpere	9	0.7%
5134	Tannlegesekretærer	6	0.5%
5135	Legesekretærer	5	0.4%
5136	Dagammaer, praktikanter o.l.	1	0.1%
5137	Apotekteknikere	4	0.3%
5139	Annet pleie- og omsorgspersonale	22	1.7%
5141	Frisører, kosmetologer o.l.	5	0.4%
5142	Begravelsesbyrå- og krematorie arbeidere	1	0.1%
5143	Slankeverter, solstudioverter o.l.	0	
5149	Andre yrker innen personlig tjenesteyting	0	
5160	Rednings- og vaktyrker	0	
5161	Brannkonstabler o.l.	2	0.2%
5162	Fengselsbetjenter	3	0.2%
5163	Vaktmestere o.l.	11	0.9%
5164	Vektene o.l.	4	0.3%
5169	Annet sikkerhetspersonale	0	
5210	Mannekenger og andre modeller	1	0.1%
5220	Butikkmedarbeidere, selgere m.v.	3	0.2%
5221	Butikkmedarbeidere o.l.	73	5.7%
5222	Blomsterdekoratører	1	0.1%
5223	Dør- og telefonselgere	1	0.1%
5224	Selgere (engros)	0	
5225	Intervjuere	0	
6100	Yrker innen jordbruk,skogbruk og fiske	9	0.7%
6110	Korn,grønnsak,frukt,bærprod.,gartneriarb.	0	
6111	Korn-, grønnsaks-, frukt- og bærprodusenter	0	
6112	Gartneriarbeidere	1	0.1%
6121	Melke- og husdyrprodusenter	11	0.9%
6122	Egg- og fjæfeprodusenter	0	
6129	Andre dyreoppdrettere og røktene	0	
6130	Plante- og husdyrprodusenter (kombinasjonsbruk)	5	0.4%
6210	Skogsarbeidere o.l.	1	0.1%
6310	Fiskeoppdrettere o.l.	0	
6411	Fiskere	4	0.3%
6412	Fangstfolk	0	
7000	Håndverkere o.l.	5	0.4%
7100	Steinfag-, bygnings- og anleggsarbeidere	0	

v163: Q46 Main occupation ISCO-88

Value	Label	Cases	Percentage
7110	Steinfagarbeidere, steinhoggere o.l.	0	
7120	Bygge- og anleggsarbeidere	0	
7121	Murere mfl.	1	0.1%
7122	Betong- og grunnarbeidere (bygg)	0	
7123	Jernbindere	1	0.1%
7124	Forskalingsnekkere	2	0.2%
7125	Tømrere	12	0.9%
7126	Vei- og anleggsarbeidere	5	0.4%
7127	Tunnel- og fjellarbeidere, sprengningsarb. o.l.	1	0.1%
7128	Stillasbyggere	0	
7129	Anleggsgartnere	3	0.2%
7131	Taktekkere	0	
7132	Isolatører og kapslere	0	
7133	Glassarbeidere	1	0.1%
7134	Rørleggere og VVS-montører	7	0.5%
7141	Malere og byggtapetserere	6	0.5%
7142	Overflatebehandlere og lakkerere	1	0.1%
7143	Sandblåsere o.l.	1	0.1%
7144	Feiere	0	
7200	Metall- og maskinarbeidere, elektrikere o.l.	1	0.1%
7210	Støpere, sveisere, platearbeidere o.l.	0	
7211	Støpere	1	0.1%
7212	Sveisere	9	0.7%
7213	Kopper- og blikkenslagere	1	0.1%
7214	Platearbeidere	4	0.3%
7215	Riggere og spleisere	0	
7216	Dykkere	0	
7217	Bilskadereparatører	1	0.1%
7221	Smeder	0	
7222	Børsemakere, låsesmeder o.l.	1	0.1%
7230	Mekanikere	3	0.2%
7231	Bilmekanikere	5	0.4%
7232	Mekanikere innen flytekniske fag	2	0.2%
7233	Landbruks- og anleggsmaskin mekanikere	2	0.2%
7234	Motormekanikere	1	0.1%
7235	Automatikkmekanikere	3	0.2%
7236	Finmekanikere	0	
7237	Industrimekanikere	3	0.2%
7241	Elektrikere, elektronikere o.l.	22	1.7%
7242	Service- og telemontører	4	0.3%
7243	Automatikere, tavlemont., viklere og transformormont.	1	0.1%
7244	Energimontører	1	0.1%
7311	Instrumentmakere og -reparatører	1	0.1%
7312	Musikkinstrumentmakere og stemmere	0	
7313	Gull- og sølvsmeder, gravører o.l.	0	

v163: Q46 Main occupation ISCO-88

Value	Label	Cases	Percentage
7321	Keramikere og pottemakere	0	
7322	Glasshåndverkere	0	
7331	Kunsthåndverkere i tre o.l.	0	
7332	Kunsthåndverkere i tekstil, lær o.l.	0	
7341	Grafikere (førtrykk) o.l.	0	
7342	Fotografer	2	0.2%
7350	Tekniske tegnere	1	0.1%
7411	Slaktere, fiskehandlere o.l.	5	0.4%
7412	Bakere og konditorer	4	0.3%
7413	Prøvesmakere og kvalitetsbedømmere av mat og drikke	0	
7419	Andre håndverkere innen næringsmiddelprod.	0	
7421	Snekkere	10	0.8%
7422	Trebåtbyggere	0	
7423	Kurvmakere o.l.	0	
7430	Håndverkere i tekstil, bekledning mv.	0	
7431	Vevere, strikkere o.l. (innen hus flidsprod.)	1	0.1%
7432	Skreddere, kjøle- og draktsyere, modister o.l.	1	0.1%
7433	Buntnmakere	0	
7434	Gradører	0	
7435	Parykkmakere	0	
7436	Møbeltapetserere o.l.	0	
7441	Skinnberedere og garvere	0	
7442	Skomakere	0	
7443	Taksidermister	0	
7450	Laboranter	0	
8000	Prosess- og maskinoperatører, transportarbeidere mv.	7	0.5%
8100	Prosessoperatører mv.	6	0.5%
8111	Bergfagarbeidere	1	0.1%
8112	Prosessoperatører (oppredning)	0	
8113	Operatører innen olje- og gassutvinning	2	0.2%
8114	Brønnserviceoperatører (olje- og gassutvinning)	0	
8120	Operatører innen stål- og annen metallvareproduksjon	0	
8121	Operatører innen metallurgisk prosessfag	1	0.1%
8122	Metallformere	1	0.1%
8131	Keramiske formere og dekoratører	0	
8132	Operatører innen glassproduksjon	0	
8139	Andre operatører innen glass- og keramikkproduksjon	1	0.1%
8141	Operatører, prod. og vid.fored. av trelastprod.	0	
8142	Operatører, treforedlings industri	1	0.1%
8143	Operatører, spon- og fiberplateproduksjon	0	
8151	Operatører ved olje- og naturgassraffineringsanlegg	3	0.2%
8159	Operatører, annen kjemisk prosessindustri	0	
8161	Energioperatører	0	
8162	Operatører ved forbr.-, kjøle- og vannrenseanlegg mv	0	
8200	Maskinop., prod. av metallvarer, betongprod. mv	2	0.2%

v163: Q46 Main occupation ISCO-88

Value	Label	Cases	Percentage
8211	Operatører, metallvare produksjon	1	0.1%
8212	Verktøymakere o.l.	1	0.1%
8213	Maskinarbeidere	0	
8214	Operatører, prod. av betongprodukter mv.	0	
8221	Operatører, prod. av hyg. og farm. prod.	1	0.1%
8222	Operatører, ammun.- og sprengst.prod.	0	
8223	Operatører, gummi produksjon	0	
8224	Operatører, plastfag og plastproduksjon	0	
8225	Operatører, maling- og lakkproduksjon	0	
8229	Operatører, annen kjemiskteknisk produksjon	0	
8251	Grafiske trykkere	0	
8252	Bokbindere	0	
8253	Operatører innen kartonasje	0	
8254	Fotolaboranter	0	
8261	Spinne- og nøstemaskinoperatører	1	0.1%
8262	Veve- og hekle/strikkemaskinoperatører o.l.	0	
8263	Industrisyere	0	
8264	Tekstiloperatører innen fiskeredskap	0	
8265	Tilskjærere	1	0.1%
8266	Operatører, farg., vask., rens. av tekstil	4	0.3%
8267	Operatører, prod. av sko, vesker mv.	0	
8269	Andre operatører innen tekstilprod. o.l.	0	
8270	Operatører innen næringsmiddelproduksjon	0	
8271	Fagarbeidere, bearbeiding av fisk og fiskeprod.	2	0.2%
8272	Operatører, bearb. av kjøtt og kjøttprod.	2	0.2%
8273	Operatører av maskiner for fremst. av meieriprod.	1	0.1%
8274	Operatører av møller for korn og krydder	0	
8275	Op. av mask. for fremst./bearb. av bakverk, korn- og sjokol.	0	
8276	Op. av mask. for bearb. av frukt, grønns. og nøtter	0	
8277	Bryggere og maskinop., fremst. av min.vann, øl og andre dr.v	1	0.1%
8279	Operatører, annen næringsmiddelprod.	0	
8281	Montører, produksjon av transportmidler	0	
8282	Op. og mont., prod. av elektronisk utst.	2	0.2%
8311	Lokomotivførere og lokomotivkontrollører	1	0.1%
8312	Skiftekonduktører	0	
8320	Motor- og sporvognførere	12	0.9%
8321	Bil-, drosje- og varebilførere	11	0.9%
8322	Buss- og sporvognførere	5	0.4%
8323	Lastebil- og vogntogførere	5	0.4%
8331	Anleggsmaskinførere	1	0.1%
8332	Kran- og heisførere o.l.	1	0.1%
8333	Truckførere	2	0.2%
8341	Dekksmannskap (skip)	2	0.2%
8342	Maskinmannskap (skip)	2	0.2%
9100	Hjelparbeidere innen tjenesteyting	0	

v163: Q46 Main occupation ISCO-88

Value	Label	Cases	Percentage
9120	Forefallende arb. for privatpers. og -husholdn.	0	
9130	Rengj. og a. hush.yrker i bedrift/privat hh.	0	
9131	Rengjørings-/husarbeidspers. i privathusholdn.	1	0.1%
9132	Rengjøringspersonale i bedrifter o.l.	28	2.2%
9133	Kjøkken- og anretningsassistenter	15	1.2%
9141	Vinduspussere	0	
9142	Bilklargjørere	0	
9151	Bud o.l.	2	0.2%
9152	Vakter og dørvakter	3	0.2%
9153	Måleavlesere o.l.	0	
9160	Renovasjonsarbeidere o.l.	3	0.2%
9210	Hjelpearbeidere innen jordbruk, skogbruk og fiske	0	
9300	Hjelpearbeidere innen bygg, anlegg, industri osv.	0	
9310	Hjelpearbeidere innen bygg, anlegg, vedlikehold o.l.	0	
9320	Hjelpearbeidere innen industri	4	0.3%
9330	Hjelpearbeidere innen lager og godshåndtering	1	0.1%
9996	Uoppgitt eller yrker som ikke kan identifiseres	0	
9999	Ubesvart, uaktuelt	0	

Warning: these figures indicate the number of cases found in the data file. They cannot be interpreted as summary statistics of the population of interest.

v164: Q61 Partners main occupation, ISCO-88

Information	[Type= continuous] [Format=numeric] [Range= 0-9999] [Missing=*]
Statistics [NW/ W]	[Valid=1299 /-] [Invalid=105 /-]
Definition	Omkodet etter Standard for yrkesklassifisering (STYRK), som bygger på ISCO-88 (COM) (International Standard Classification of Occupations, EU-versjon). Se SSB (1998): Standard for yrkesklassifisering, NOS C521.
Literal question	What job title (main occupation) have / had your spouse / partner?
Concepts	Labour and employment, Households, Family environment, Family members, Age, Education

Value	Label	Cases	Percentage
0	Uaktuell	405	31.2%
110	Militære yrker	0	
111	Menige	0	
112	Befal I	3	0.2%
113	Befal II	2	0.2%
1000	Administrative ledere og politikere	11	0.8%
1110	Politikere	0	
1120	Toppledere i offentlig administrasjon	0	
1141	Ledere i partipolitiske organisasjoner	0	
1142	Ledere arb.giv./arb.tak.org og øk.int.org	0	
1143	Ledere i humanitære org. og andre int.org	0	
1200	Ledere i store og mellomstore bedr. og i off.adm.	2	0.2%
1210	Administrerende direktører	13	1.0%
1220	Prod.dir., ikke-spes. næringsomr.	6	0.5%
1221	Prod.direktører innen jordbr, skogbr og fiske	0	
1222	Prod.dir., olje- og gassutv., brgv.dr., ind., kraft-og vannf	4	0.3%
1223	Prod.dir., bygge- og anleggsvirk.	2	0.2%

v164: Q61 Partners main occupation, ISCO-88

Value	Label	Cases	Percentage
1224	Prod.dir., varehandel, hotell- og rest.virk. mv	0	
1225	Prod.dir., transport og kommunikasjon	1	0.1%
1226	Prod.dir., fin. tjenesteyting, eiendomsdrift osv	3	0.2%
1227	Prod.dir., offentlig administrasjon	9	0.7%
1228	Prod.dir., underv., helse- og sos.tj.	12	0.9%
1229	Prod.dir., andre sos. og pers. tj.	1	0.1%
1231	Finans-, økonomi- og adm.dir.	9	0.7%
1232	Personaldirektører	2	0.2%
1233	Salgsdirektører	5	0.4%
1234	Markeds- og informasjons direktører	4	0.3%
1235	Innkjøps- og distribusjonsdirektører	3	0.2%
1236	IT-direktører	0	
1237	Forskningsdirektører	1	0.1%
1239	Andre spesialdirektører	6	0.5%
1310	Ledere innen ikke-spes.næringsomr.	9	0.7%
1311	Ledere, jordbruk, skogbruk og fiske	0	
1312	Ledere, bergverksdr., ind., kraft- og vannfors.	1	0.1%
1313	Ledere, bygge- og anleggs virksomhet	0	
1314	Ledere, varehandel mv.	7	0.5%
1315	Ledere, hotell- og restau rantvirksomhet	1	0.1%
1316	Ledere, transport og kommunikasjon	0	
1317	Ledere, finansiell tj.yt., eiendomsdrift osv.	0	
1318	Ledere, renov., pers. tj.yt. og arb. for priv.husholdn.	0	
1319	Andre ledere	4	0.3%
1320	Disponent	0	
2000	Akademiske yrker	5	0.4%
2100	Realister, sivilingeniører m.fl.	0	
2111	Fysikere og astronomer	1	0.1%
2112	Meteorologer	0	
2113	Kjemikere	0	
2114	Geologer og geofysikere	2	0.2%
2121	Matematikere og tilsvarende yrker	0	
2122	Statistikere	0	
2130	Systemutviklere og program merere	20	1.5%
2140	Sivilarkitekter,siviling. og tilsv. yrker	4	0.3%
2141	Sivilarkitekter, by- og trafikk planleggere	2	0.2%
2142	Sivilingeniører (bygg og anlegg)	3	0.2%
2143	Sivilingeniører (elkraftteknikk)	1	0.1%
2144	Sivilingeniører (elektronikk og telekomm.)	2	0.2%
2145	Sivilingeniører (maskin- og marinteknikk)	1	0.1%
2146	Sivilingeniører (kjemi)	0	
2147	Sivilingeniører (geofag, petr.tekn., metallurgi o.l.)	2	0.2%
2148	Landmålere, jordskifte kandidater o.l.	1	0.1%
2149	Andre sivilingeniører og tilsvaren de yrker	6	0.5%
2211	Biologer, botanikere, zoologer og tilsv.yrk	0	

v164: Q61 Partners main occupation, ISCO-88

Value	Label	Cases	Percentage
2212	Sivilagronomer og tilsvarende yrker	0	
2221	Leger	5	0.4%
2222	Tannleger	0	
2223	Veterinærer	1	0.1%
2224	Farmasøyter	1	0.1%
2225	Ernæringsfysiologer	0	
2230	Spesialsykepleiere og jordmødre	12	0.9%
2300	Undervisn.yrk. som krever min 4 års univ.- el høysk. utd.	2	0.2%
2310	Universitets- og høyskolelektorer/-lærere	15	1.2%
2320	Lektorer og adjunkter i videre gående skole	9	0.7%
2340	Spesiallærere/spesialpedagoger	2	0.2%
2351	Spesialister i utdanningsmetodikk	0	
2352	Studieinspektører o.l.	2	0.2%
2359	Andre lærere m/min 4 års univ- el høysk. utd.	1	0.1%
2410	Øk., samf. vit. sk., jur., tekn., nat. vit. sk., planl. og utred.	3	0.2%
2411	Øk. og samf. vit. sk. planl. og utred.	1	0.1%
2412	Juridisk planlegging og utredning	0	
2413	Tekn. og nat. vit. sk. planl. og utred.	0	
2419	Andre yrker innen off. administrasjon	4	0.3%
2500	Andre akademiske yrker	1	0.1%
2510	Regnskaps-, personal- og rådgivningsyrker	1	0.1%
2511	Statsautoriserte revisorer	2	0.2%
2512	Personal- og organisasjonskonsulenter	2	0.2%
2519	Markedsanalytikere og andre forretn.yrker	1	0.1%
2520	Juridiske yrker	0	
2521	Advokater	4	0.3%
2522	Domstolsjurister	0	
2523	Jurister innen politi og påtalemyndighet	0	
2531	Arkivarer og konservatorer	2	0.2%
2532	Universitetsbibliotekarer	0	
2541	Sosial- og siviløkonomer	3	0.2%
2542	Sosiol., sosialantr., samfunnsgeogr. og statsvit.	0	
2543	Historikere, arkeologer og filosofer	1	0.1%
2544	Språkforskere, oversettere og tolker	1	0.1%
2545	Psykologer	0	
2551	Forfattere og andre skribenter	1	0.1%
2552	Skulptører, kunstmalere og billedkunstnere	1	0.1%
2553	Dirigenter, komponister, musikere og sangere	2	0.2%
2554	Koreografer og dansere	0	
2555	Skuespillere og regissører	1	0.1%
2560	Geistlige yrker	2	0.2%
3100	Ingeniører, teknikere m.fl.	1	0.1%
3110	Ingeniører og teknikere	5	0.4%
3111	Bygningsingeniører og teknikere	6	0.5%
3112	Elkraftingeniører og -teknikere	2	0.2%

v164: Q61 Partners main occupation, ISCO-88

Value	Label	Cases	Percentage
3113	Elektronikk- og telekomm.ing. og -teknikere	5	0.4%
3114	Maskiningeniører og -teknikere	1	0.1%
3115	Kjemiingeniører og -teknikere	0	
3116	Ing. og tekn.; petr., bergverk og metallurgi	0	
3119	Andre ingeniører og teknikere	2	0.2%
3120	Dataingeniører og -teknikere	6	0.5%
3131	Filmfotografer og innspillingsteknikere	1	0.1%
3132	Operatører av kringkastings- og telekomm.utstyr	1	0.1%
3139	Andre operatører av optisk og elektronisk utstyr	0	
3141	Skipsmaskinister	3	0.2%
3142	Dekksoffiserer og loser	5	0.4%
3143	Flygere	0	
3144	Flygeledere o.l.	0	
3151	Branninspektører	1	0.1%
3152	Sikkerhetsinspektører	1	0.1%
3200	Yrker innen biologi og helsevesen som krever 1-3 års høysk.u	0	
3211	Bioingeniører og -teknikere	2	0.2%
3212	Agroteknikere	0	
3213	Skogingeniører, skogkonsulenter o.l.	0	
3221	Radiografer og audiografer	1	0.1%
3222	Helse- og miljøinspektører	0	
3223	Kostholdskonsulenter	0	
3224	Optikere	1	0.1%
3225	Tannpleiere	0	
3226	Fysioterapeuter, ergoterapeuter o.l.	3	0.2%
3227	Dyrepleiere	0	
3228	Reseptarer	0	
3229	Naturterapeuter	0	
3231	Sykepleiere	27	2.1%
3232	Vernepleiere	3	0.2%
3300	Undervisn.yrk som krever 1-3 års høysk.utd.	2	0.2%
3310	Grunnskolelærere	32	2.5%
3320	Førskolelærere	12	0.9%
3341	Yrkesfaglærere og faglærere i videreg.sk.	4	0.3%
3349	Andre yrker, undervisning og pedagogisk arb	2	0.2%
3400	Lav.saksb.in.adm./forretn.fag.yrk.sosarb/underholdn	3	0.2%
3410	Funksjonærer innen finansvesen og salg	0	
3411	Finansmeglere	0	
3412	Forsikringskonsulenter	3	0.2%
3413	Eiendomsmeglere og -forvaltere	0	
3414	Reisekonsulenter	1	0.1%
3415	Tekniske og kommersielle salgsrepresentanter	8	0.6%
3416	Innkjøpere	1	0.1%
3417	Takstmenn, takstinspektører og auksjonarier	0	
3418	Kundebehandlere (banktjenester)	11	0.8%

v164: Q61 Partners main occupation, ISCO-88

Value	Label	Cases	Percentage
3419	Markedsførings- og reklamekonsulenter	3	0.2%
3421	Handels- og skipsmeglere	0	
3422	Speditører og befraktere	3	0.2%
3423	Kunde-/ personalkonsulenter (vikarbyrå)	0	
3429	Andre forretningsmeglere	0	
3431	Funksjonærer innen administrasjon	1	0.1%
3432	Revisorer(ikke statsautoriserte) og regnsk.før.	7	0.5%
3433	Husøkonomer	1	0.1%
3440	Lavere saksbehandlere innen offentlig administrasjon	1	0.1%
3441	Tollfunksjonærer	0	
3442	Lavere saksbehandlere ved ligningskontor	0	
3443	Lavere saksbehandlere ved trygdekontor	1	0.1%
3444	Lavere saksbehandlere ved arbeidskontor	1	0.1%
3449	Andre lavere saksbehandlere, off. administrasjon	4	0.3%
3450	Polititjenestemenn	5	0.4%
3460	Sosionomer, barneverns pedagoger o.l.	4	0.3%
3471	Dekoratører, designere og reklametegnere	2	0.2%
3472	Sangere og musikere i underholdningsbransjen	0	
3473	Klovner, tryllekunstnere, akrobater o.l.	0	
3474	Inspisienter mfl.	0	
3475	Idrettsutøvere og -trenere	0	
3480	Religiøse yrker	0	
3491	Informasjonsmedarbeidere og journalister	12	0.9%
3492	Programsekretærer og programmedarbeidere	1	0.1%
3493	Bibliotekarer	1	0.1%
4000	Kontor- og kundeserviceyrker	1	0.1%
4111	Stenografer, referenter o.l.	0	
4112	Dataregistrerere (puncheoperatører)	0	
4113	Sekretærer	19	1.5%
4114	Kontormedarbeidere	12	0.9%
4121	Økonomimedarbeidere og revisjonsassistenter	5	0.4%
4129	Andre tallbehandlere	0	
4131	Lagermedarbeidere og materialforvaltere	11	0.8%
4132	Logistikere	0	
4133	Transportfunksjonærer	5	0.4%
4141	Bibliotek- og arkivmedarbeidere	0	
4142	Postbud og -sorterer	10	0.8%
4200	Kundeserviceyrker	1	0.1%
4211	Billettører og billettselgere	0	
4212	Post- og bankkasserere	0	
4213	Bingoverter o.l.	0	
4214	Pantelånere	0	
4215	Inkassomedarbeidere	0	
4220	Reisebyrå-, resepsjons-, sentralbordmedarbeidere o.l.	0	
4221	Reisebyråmedarbeidere o.l.	0	

v164: Q61 Partners main occupation, ISCO-88

Value	Label	Cases	Percentage
4222	Resepsjonister og opplysnings medarbeidere	2	0.2%
4223	Sentralbordoperatører	2	0.2%
5000	Salgs-, service- og omsorgsyrker	1	0.1%
5111	Verter/vertinner på fly, skip og tog	0	
5112	Konduktører og billettører(ombord i transportmidler)	0	
5113	Reiseledere og guider	0	
5121	Internatledere o.l.	1	0.1%
5122	Kokker	9	0.7%
5123	Hovmestere, servitører og barkeepere	2	0.2%
5130	Pleie- og omsorgspersonale	1	0.1%
5131	Barne- og ungdomsarbeidere o.l.	28	2.2%
5132	Omsorgsarbeidere og hjelpe pleiere	34	2.6%
5133	Hjemmehjelpere	7	0.5%
5134	Tannlegesekretærer	3	0.2%
5135	Legesekretærer	4	0.3%
5136	Dagammaer, praktikanter o.l.	1	0.1%
5137	Apotekteknikere	1	0.1%
5139	Annet pleie- og omsorgspersonale	7	0.5%
5141	Frisører, kosmetologer o.l.	4	0.3%
5142	Begravelsesbyrå- og krematorie arbeidere	0	
5143	Slankeverter, solstudioverter o.l.	0	
5149	Andre yrker innen personlig tjenesteyting	0	
5160	Rednings- og vaktyrker	0	
5161	Brannkonstabler o.l.	0	
5162	Fengselsbetjenter	2	0.2%
5163	Vaktmestere o.l.	5	0.4%
5164	Vektene o.l.	0	
5169	Annet sikkerhetspersonale	0	
5210	Mannekenger og andre modeller	0	
5220	Butikkmedarbeidere, selgere m.v.	4	0.3%
5221	Butikkmedarbeidere o.l.	37	2.8%
5222	Blomsterdekoratører	2	0.2%
5223	Dør- og telefonselgere	2	0.2%
5224	Selgere (engros)	0	
5225	Intervjuere	0	
6100	Yrker innen jordbruk,skogbruk og fiske	10	0.8%
6110	Korn,grønnsak,frukt,bærprod.,gartneriarb.	0	
6111	Korn-, grønnsaks-, frukt- og bærprodusenter	1	0.1%
6112	Gartneriarbeidere	3	0.2%
6121	Melke- og husdyrprodusenter	9	0.7%
6122	Egg- og fjærfeprodusenter	0	
6129	Andre dyreoppdrettere og røktene	1	0.1%
6130	Plante- og husdyrprodusenter (kombinasjonsbruk)	1	0.1%
6210	Skogsarbeidere o.l.	0	
6310	Fiskeoppdrettere o.l.	2	0.2%

v164: Q61 Partners main occupation, ISCO-88

Value	Label	Cases	Percentage
6411	Fiskere	4	0.3%
6412	Fangstfolk	0	
7000	Håndverkere o.l	3	0.2%
7100	Steinfag-, bygnings- og anleggsarbeidere	0	
7110	Steinfagarbeidere, steinhoggere o.l.	1	0.1%
7120	Bygge- og anleggsarbeidere	0	
7121	Murere mfl.	0	
7122	Betong- og grunnarbeidere (bygg)	1	0.1%
7123	Jernbindere	0	
7124	Forskalingssnekkere	1	0.1%
7125	Tømrere	9	0.7%
7126	Vei- og anleggsarbeidere	4	0.3%
7127	Tunnel- og fjellarbeidere, sprengningsarb. o.l.	0	
7128	Stillasbyggere	3	0.2%
7129	Anleggsgartnere	3	0.2%
7131	Taktekkere	1	0.1%
7132	Isolatører og kapslere	0	
7133	Glassarbeidere	0	
7134	Rørleggere og VVS-montører	5	0.4%
7141	Malere og byggtapetserere	3	0.2%
7142	Overflatebehandlere og lakkerere	3	0.2%
7143	Sandblåsere o.l.	0	
7144	Feiere	0	
7200	Metall- og maskinarbeidere, elektrikere o.l	2	0.2%
7210	Støpere, sveisere, platearbeidere o.l.	1	0.1%
7211	Støpere	0	
7212	Sveisere	3	0.2%
7213	Kopper- og blikkenslagere	0	
7214	Platearbeidere	3	0.2%
7215	Riggere og spleisere	0	
7216	Dykkere	0	
7217	Bilskadereparatører	2	0.2%
7221	Smeder	0	
7222	Børsemakere, låsesmeder o.l.	1	0.1%
7230	Mekanikere	0	
7231	Bilmekanikere	2	0.2%
7232	Mekanikere innen flytekniske fag	2	0.2%
7233	Landbruks- og anleggsmaskin mekanikere	1	0.1%
7234	Motormekanikere	1	0.1%
7235	Automatikkmekanikere	0	
7236	Finmekanikere	0	
7237	Industrimekanikere	2	0.2%
7241	Elektrikere, elektronikere o.l.	16	1.2%
7242	Service- og telemontører	1	0.1%
7243	Automatikere, tavlemont., viklere og transformormont.	2	0.2%

v164: Q61 Partners main occupation, ISCO-88

Value	Label	Cases	Percentage
7244	Energimontører	0	
7311	Instrumentmakere og -reparatører	0	
7312	Musikkinstrumentmakere og stemmere	0	
7313	Gull- og sølvsmeder, gravører o.l.	0	
7321	Keramikere og pottemakere	0	
7322	Glasshåndverkere	0	
7331	Kunsthåndverkere i tre o.l.	0	
7332	Kunsthåndverkere i tekstil, lær o.l.	0	
7341	Grafikere (førtrykk) o.l.	1	0.1%
7342	Fotografer	0	
7350	Tekniske tegnere	1	0.1%
7411	Slaktere, fiskehandlere o.l.	6	0.5%
7412	Bakere og konditorer	1	0.1%
7413	Prøvesmakere og kvalitetsbedømmere av mat og drikke	0	
7419	Andre håndverkere innen næringsmiddelprod.	0	
7421	Snekkere	5	0.4%
7422	Trebåtbyggere	1	0.1%
7423	Kurvmakere o.l.	0	
7430	Håndverkere i tekstil, bekledning mv.	1	0.1%
7431	Vevere, strikkere o.l. (innen hus flidsprod.)	1	0.1%
7432	Skreddere, kjole- og draktsyere, modister o.l.	0	
7433	Buntmakere	0	
7434	Gradører	0	
7435	Parykkmakere	0	
7436	Møbeltapetserere o.l.	0	
7441	Skinnberedere og garvere	0	
7442	Skomakere	0	
7443	Taksidermister	0	
7450	Laboranter	1	0.1%
8000	Prosess- og maskinoperatører, transportarbeidere mv.	5	0.4%
8100	Prosessoperatører mv.	5	0.4%
8111	Bergfagarbeidere	0	
8112	Prosessoperatører (oppredning)	0	
8113	Operatører innen olje- og gassutvinning	1	0.1%
8114	Brønnserviceoperatører (olje- og gassutvinning)	0	
8120	Operatører innen stål- og annen metallvareproduksjon	0	
8121	Operatører innen metallurgisk prosessfag	1	0.1%
8122	Metallformere	0	
8131	Keramiske formere og dekoratører	0	
8132	Operatører innen glassproduksjon	0	
8139	Andre operatører innen glass- og keramikkproduksjon	0	
8141	Operatører, prod. og vid.fored. av trelastprod.	2	0.2%
8142	Operatører, treforedlings industri	1	0.1%
8143	Operatører, spon- og fiberplateproduksjon	0	
8151	Operatører ved olje- og naturgassraffineringsanlegg	0	

v164: Q61 Partners main occupation, ISCO-88

Value	Label	Cases	Percentage
8159	Operatører, annen kjemisk prosessindustri	2	0.2%
8161	Energioperatører	0	
8162	Operatører ved forbr., kjøle- og vannrenseanlegg mv	1	0.1%
8200	Maskinop., prod. av metallvarer, betongprod. mv	1	0.1%
8211	Operatører, metallvare produksjon	1	0.1%
8212	Verktøymakere o.l.	0	
8213	Maskinarbeidere	2	0.2%
8214	Operatører, prod. av betongprodukter mv.	0	
8221	Operatører, prod. av hyg. og farm. prod.	0	
8222	Operatører, ammun.- og sprengst.prod.	0	
8223	Operatører, gummi produksjon	0	
8224	Operatører, plastfag og plastproduksjon	0	
8225	Operatører, maling- og lakkproduksjon	0	
8229	Operatører, annen kjemiskteknisk produksjon	0	
8251	Grafiske trykkere	0	
8252	Bokbindere	0	
8253	Operatører innen kartonasje	0	
8254	Fotolaboranter	0	
8261	Spinne- og nøstemaskinoperatører	0	
8262	Veve- og hekle/strikkemaskinoperatører o.l.	0	
8263	Industrisyere	0	
8264	Tekstiloperatører innen fiskeredskap	1	0.1%
8265	Tilskjærere	0	
8266	Operatører, farg., vask., rens. av tekstil	4	0.3%
8267	Operatører, prod. av sko, vesker mv.	0	
8269	Andre operatører innen tekstilprod. o.l.	0	
8270	Operatører innen næringsmiddelproduksjon	1	0.1%
8271	Fagarbeidere, bearbeiding av fisk og fiskeprod.	5	0.4%
8272	Operatører, bearb. av kjøtt og kjøttprod.	0	
8273	Operatører av maskiner for fremst. av meieriprod.	1	0.1%
8274	Operatører av møller for korn og krydder	0	
8275	Op. av mask. for fremst./bearb. av bakverk, korn- og sjokol.	1	0.1%
8276	Op. av mask. for bearb. av frukt, grønns. og nøtter	0	
8277	Bryggere og maskinop., fremst. av min.vann, øl og andre dr.v	0	
8279	Operatører, annen næringsmiddelprod.	0	
8281	Montører, produksjon av transportmidler	0	
8282	Op. og mont., prod. av elektronisk utst.	0	
8311	Lokomotivførere og lokomotivkontrollører	0	
8312	Skiftekonduktører	0	
8320	Motor- og sporvognførere	2	0.2%
8321	Bil-, drosje- og varebilførere	5	0.4%
8322	Buss- og sporvognførere	5	0.4%
8323	Lastebil- og vogntogførere	8	0.6%
8331	Anleggsmaskinførere	3	0.2%
8332	Kran- og heisførere o.l.	3	0.2%

v164: Q61 Partners main occupation, ISCO-88

Value	Label	Cases	Percentage
8333	Truckførere	0	
8341	Dekksmannskap (skip)	0	
8342	Maskinmannskap (skip)	0	
9100	Hjelpearbeidere innen tjenesteyting	0	
9120	Forefallende arb. for privatpers. og -husholdn.	0	
9130	Rengj. og a. hush.yrker i bedrift/privat hh.	0	
9131	Rengjørings-/husarbeidspers. i privathusholdn.	0	
9132	Rengjøringspersonale i bedrifter o.l.	16	1.2%
9133	Kjøkken- og anretningsassistenter	2	0.2%
9141	Vinduspussere	0	
9142	Bilklargjørere	3	0.2%
9151	Bud o.l.	1	0.1%
9152	Vakter og dørvakter	1	0.1%
9153	Måleavlesere o.l.	0	
9160	Renovasjonsarbeidere o.l.	0	
9210	Hjelpearbeidere innen jordbruk, skogbruk og fiske	0	
9300	Hjelpearbeidere innen bygg, anlegg, industri osv.	1	0.1%
9310	Hjelpearbeidere innen bygg, anlegg, vedlikehold o.l.	0	
9320	Hjelpearbeidere innen industri	1	0.1%
9330	Hjelpearbeidere innen lager og godshåndtering	3	0.2%
9996	Uoppgitt eller yrker som ikke kan identifiseres	0	
9999	Ubesvart, uaktuelt	0	

Warning: these figures indicate the number of cases found in the data file. They cannot be interpreted as summary statistics of the population of interest.

v165: Highest completed general education

Information	[Type= continuous] [Format=numeric] [Range= 1-6] [Missing=*]
Statistics [NW/ W]	[Valid=1380 /-] [Invalid=24 /-]
Definition	Omkodet variabel (v138-v143)
Pre-question	Higher secondary school qualifying for tertiary education
Literal question	Highest completed general education.
Concepts	Labour and employment, Households, Family environment, Family members, Age, Education

Value	Label	Cases	Percentage
1	7-year primary compulsory school	85	6.2%
2	1 or 2- year lower secondaryschool not qualifying for 69f.	130	9.4%
3	9 or 10- year primary and lower secondary compulsory school	245	17.8%
4	Folk high school (no formal qualifications)	52	3.8%
5	2 or 3-year lower secondary school	118	8.6%
6	Higher secondary school qualifying for tertiary education	750	54.3%

Warning: these figures indicate the number of cases found in the data file. They cannot be interpreted as summary statistics of the population of interest.

v166: Highest education 1

Information	[Type= continuous] [Format=numeric] [Range= 1-7] [Missing=*]
Statistics [NW/ W]	[Valid=1386 /-] [Invalid=18 /-]
Definition	Omkodet variabel (almenutdanning, yrkesutdanning og høyere utdanning)
Pre-question	Recoded variable:

# v166: Highest education 1			
Literal question	Highest education, first recoding.		
Concepts	Labour and employment, Households, Family environment, Family members, Age, Education		
Value	Label	Cases	Percentage
1	Compulsory	239	17.2%
2	Secondary vocational	332	24.0%
3	High School	269	19.4%
4	College or university of less than 1 year duration	43	3.1%
5	College or university of 1-2 years duration	108	7.8%
6	College or university 3-4 years duration	242	17.5%
7	College or university of five years' duration or more	153	11.0%
<i>Warning: these figures indicate the number of cases found in the data file. They cannot be interpreted as summary statistics of the population of interest.</i>			
# v167: Highest education 2			
Information	[Type= continuous] [Format=numeric] [Range= 1-5] [Missing=*]		
Statistics [NW/ W]	[Valid=1386 /-] [Invalid=18 /-]		
Definition	Omkodet variabel (almenutdanning, yrkesutdanning og høyere utdanning)		
Pre-question	Recoded variable:		
Literal question	Highest education, second recoding.		
Concepts	Labour and employment, Households, Family environment, Family members, Age, Education		
Value	Label	Cases	Percentage
1	Compulsory	151	10.9%
2	High School, not completed	202	14.6%
3	High School, completed	487	35.1%
4	College or university, not completed	151	10.9%
5	College or university, completed	395	28.5%
<i>Warning: these figures indicate the number of cases found in the data file. They cannot be interpreted as summary statistics of the population of interest.</i>			
# v168: Age groups			
Information	[Type= continuous] [Format=numeric] [Range= 1-6] [Missing=*]		
Statistics [NW/ W]	[Valid=1404 /-] [Invalid=0 /-]		
Definition	Omkodet variabel		
Literal question	Age - grouped		
Concepts	Labour and employment, Households, Family environment, Family members, Age, Education		
Value	Label	Cases	Percentage
1	18-24 years	143	10.2%
2	25-34 years	240	17.1%
3	35-44 years	306	21.8%
4	45-54 years	289	20.6%
5	55-64 years	242	17.2%
6	65-79 years	184	13.1%
<i>Warning: these figures indicate the number of cases found in the data file. They cannot be interpreted as summary statistics of the population of interest.</i>			
# v169: Part of country			
Information	[Type= continuous] [Format=numeric] [Range= 1-6] [Missing=*]		
Statistics [NW/ W]	[Valid=1404 /-] [Invalid=0 /-]		
Definition	Påkoblet variabel		

# v169: Part of country			
Literal question	Part of country.		
Concepts	Labour and employment, Households, Family environment, Family members, Age, Education		
Value	Label	Cases	Percentage
1	Oslo, Akershus	310	22.1%
2	Østlandet ellers	366	26.1%
3	Agder	89	6.3%
4	Vestlandet	390	27.8%
5	Trøndelag	125	8.9%
6	Nord-Norge	124	8.8%
<i>Warning: these figures indicate the number of cases found in the data file. They cannot be interpreted as summary statistics of the population of interest.</i>			
# v170: Household cycle			
Information	[Type= continuous] [Format=numeric] [Range= 1-95] [Missing=*]		
Statistics [NW/ W]	[Valid=1383 /-] [Invalid=21 /-]		
Definition	Omkodet variabel 152-156		
Literal question	Household cycle.		
Concepts	Labour and employment, Households, Family environment, Family members, Age, Education		
Value	Label	Cases	Percentage
1	Enslig	241	17.4%
2	1 voksen, 1 barn	20	1.4%
3	1 voksen, 2 barn	22	1.6%
4	1 voksen, >2 barn	5	0.4%
5	2 voksne	468	33.8%
6	2 voksne, 1 barn	140	10.1%
7	2 voksne, 2 barn	184	13.3%
8	2 voksne, >2 barn	94	6.8%
9	3 voksne	88	6.4%
10	3 voksne+barn	70	5.1%
11	4 voksne	25	1.8%
12	4 voksne+ barn	14	1.0%
13	5 voksne	5	0.4%
14	5 voksne+barn	1	0.1%
15	6 voksne	2	0.1%
16	6 voksne+barn	2	0.1%
17	7 voksne	1	0.1%
18	7 voksne+barn	1	0.1%
19	8 voksne	0	
20	8 voksne+barn	0	
21	9 voksne	0	
22	9 voksne+barn	0	
23	10 voksne	0	
24	10 voksne+barn	0	
25	11 voksne	0	
26	11 voksne+barn	0	
27	12 voksne	0	

v170: Household cycle

Value	Label	Cases	Percentage
28	12 voksne+barn	0	
95	Annet	0	

Warning: these figures indicate the number of cases found in the data file. They cannot be interpreted as summary statistics of the population of interest.

v171: Classification of municipalities

Information	[Type= continuous] [Format=numeric] [Range= 1-9] [Missing=*
Statistics [NW/ W]	[Valid=1404 /-] [Invalid=0 /-]
Definition	Påkoblet variabel Sammensatt type 1990. Standard for kommuneklassifisering 1993,nos c 185
Literal question	Classification of municipalities.
Concepts	Labour and employment, Households, Family environment, Family members, Age, Education

Value	Label	Cases	Percentage
1	Agriculture Municipalities	34	2.4%
2	Fisheries Municipalities	21	1.5%
3	Mixed agricultural and industrial communities	73	5.2%
4	Multi-page industrial municipalities	94	6.7%
5	Unilateral industrial municipalities	28	2.0%
6	Less central mixed services and industrial communities	120	8.5%
7	Central, blended services and industrial communities	403	28.7%
8	Less central service municipalitiesr	100	7.1%
9	Central service municipalities	531	37.8%

Warning: these figures indicate the number of cases found in the data file. They cannot be interpreted as summary statistics of the population of interest.