

Norway

**Statistics Norway, SSB
Bjørklund, Tor, Institute for Social Research**

Foreign Citizens and the Local Elections in Norway, 1995

Study Documentation

February 18, 2019

Metadata Production

Metadata Producer(s)	Norwegian Social Science Data Services (NSD)
Production Date	February 3, 2015
Version	
Identification	NSD0477

Table of Contents

Overview	4
Scope & Coverage	4
Producers & Sponsors	4
Sampling	5
Data Collection	5
Accessibility	5
Rights & Disclaimer	6
Files Description	7
NSD0477	7
Variables Group(s)	8
Alle variabler	8
Bakgrunn	10
Stemmegivning	10
Politisk aktivitet	11
Informasjonskilde	12
Vekt	12
Variables Description	13
NSD0477	14

Foreign Citizens and the Local Elections in Norway, 1995

Overview	
Type	Norwegian Election Studies
Identification	NSD0477
Version	Production Date: 2015-07-03 Første NSD versjon <u>Notes</u> Data from Statistics Norway are documented and prepared, second NSD edition.
<p>Abstract</p> <p>Beginning in 1983 all foreign citizens who have been registered as a citizen in Norway for at least three years before the election day, have the right to vote in local government elections.</p> <p>In 1995 this group accounted for 2.7 per cent of those entitled to vote. The survey on foreign citizens and local government elections 1995 attempt to get some insight in the voting behaviour among this group.</p> <p>The questionnaire was sent out shortly after the election day to a total of 7295 persons. The questionnaire includes questions about election turnout, choice of policy, reason for choice of policy, attempts to influence political decisions, reasons not to participate in the election and knowledge about the voting procedure. 41.9 percent of the respondents returned the questionnaire.</p> <p>A weight have been made that takes into account how the sample was selected, nationality and election turnout. The weight should be used when speaking of the population.</p> <p>Statistics Norway conducted the survey on behalf of the Norwegian Ministry of Local Government and Labour.</p> <p>For access to the dataset, use the NSD application form:</p> <p>http://www.nsd.uib.no/bestilledata/survey/</p>	
Unit of Analysis	Individual

Scope & Coverage	
Keywords	Politics, Elections, Political participation, Minority groups, Immigrants, Voting
Topics	Mass political behaviour, attitudes/opinion, Elections, Minorities
Time Period(s)	1995
Countries	Norway
<p>Geographic Coverage</p> <p>Part of country County</p>	
<p>Universe</p> <p>Foreign citizens with the right to vote in local governments election 1995.</p>	

Producers & Sponsors	
Primary Investigator(s)	Statistics Norway, SSB Bjørklund, Tor, Institute for Social Research
Other Producer(s)	Statistics Norway (SSB) , Producer of data
Funding Agency/ies	Norwegian Ministry of Local Government and Labour (KAD) , Employer

Sampling

Sampling Procedure

Stratified random sample

Population: 91 556

Random sample: 7 500

Disposal: 307

Gross sample: 7 193

Net sample: 3 015

Weighting

One must use the total weight when speaking of the population. The total weight is put together by multiply three weights (who is not included in the present file).

Weight 1: The draught of the sample subjects were made disproportionately, due to that people from certain countries, from experience, not participate to the same extent as people from other countries. Weight 1 give the units in each stratum a weight which is inversely proportional to the draught probability, and thereby corrects for variations in the draught resistance.

Weight 2: Participation in the survey varies considerably according to foreign citizenship. Weight 2 carry out a stratification that equalizes differences in response rate so that each group is given proper weight relative to their share of the gross sample.

Weight 3: As good as almost all groups there is a strong over-representation of voters in the net sample. Weight 3 make an adjustment by those who voted weighted down, and those who did not vote weighed.

The three weights are multiplied together in a collective weight that is designed so that the sum of the weight of the net sample is equal to the gross sample size.

Groups with high weights: Danes and Swedes, who were initially undersampled. There is especially high weights for those who did not vote. Britons, Pakistanis and Turks who did not vote are also making high weights, the British because of undersampling, the other due to poor response rate.

Data Collection

Data Collection Dates	start 1995-09-12 end 1995-11-03
Time Period(s)	start 1995 end 1995
Data Collection Mode	Paper/pencil questionnaire
Data Collector(s)	Statistics Norway (SSB)

Accessibility

Distributor(s)	Norwegian Social Science Data Services
<u>Access Conditions</u> Application for access to the data has to include name, institutional affiliation, project title, information about sources of financing, postal address. A declaration of secrecy has to be signed before delivery of data.	
<u>Citation Requirements</u> Users are obliged to refer to producer and distributor of the data by writing the following in forewords or footnotes in eventual publications:	

"(Some of) the data applied in the analysis in this publication are based on "Foreign Citizens and the Local Elections in Norway, 1995". The data are provided by Statistics Norway, and prepared and made available by the Norwegian Social Science Data Services (NSD). Neither Statistics Norway nor NSD are responsible for the analysis/interpretation of the data presented here.

Rights & Disclaimer

Disclaimer

Neither Statistics Norway nor NSD are responsible for the analysis/interpretation of the data presented here.

Copyright

Copyright (C) Statistics Norway, 1996

Files Description

Dataset contains 1 file(s)

NSD0477	
# Cases	3015
# Variable(s)	47

Variables Group(s)

Dataset contains 6 group(s)

Group Alle variabler							
#	Name	Label	Type	Format	Valid	Invalid	Question
1	REFNR	Reference number	continuous	numeric-4.0	3015	0	Reference number.
2	SAMT	Participate in the survey?	continuous	numeric-1.0	3015	0	SAMT question details
3	SPM1	Did you vote in the municipal elections in 1995?	continuous	numeric-1.0	2999	16	Did you vote in the municipal elections in September 1995?
4	SPM2	Hvilket parti stemte du på?	continuous	numeric-2.0	1680	1335	Which party did you vote for?
5	SPES2	Specify other party	discrete	character-30	94	-	Specify any other party you voted for in the municipal elections in 1995.
6	SPM3A	Reason for voting for this party (1)	continuous	numeric-1.0	1662	1353	What was the most important and the second most important reason for voting for this party? ... A. Reason 1.
7	SPM3B	Reason for voting for this party (2)	continuous	numeric-1.0	1371	1644	What was the most important and the second most important reason for voting for this party? ... B. Reason 2.
8	SPM4_1	Signing a petition?	continuous	numeric-1.0	2603	412	There are different ways of making one's influence felt. At any time during the last four years did you try to influence the decision on an issue in the municipal or county council by: ... A. Signing a petition, signature campaign?
9	SPM4_2	Participating in a campaign, demonstration	continuous	numeric-1.0	2437	578	There are different ways of making one's influence felt. At any time during the last four years did you try to influence the decision on an issue in the municipal or county council by: ... B. Participating in a campaign, protest meeting, demonstration?
10	SPM4_3	Raising the issue before a political party, trade union	continuous	numeric-1.0	2366	649	There are different ways of making one's influence felt. At any time during the last four years did you try to influence the decision on an issue in the municipal or county council by: ... C. Raising the issue before a political party, trade union or other organization?
11	SPM4_4	Contacting municipal or county administration	continuous	numeric-1.0	2385	630	There are different ways of making one's influence felt. At any time during the last four years did you try to influence the decision on an issue in the municipal or county council by: ... D. Contacting municipal or county administration.
12	SPM4_5	Contacting local politicians?	continuous	numeric-1.0	2410	605	There are different ways of making one's influence felt. At any time during the last four years did you try to influence the decision on an issue in the municipal or county council by: ... E. Contacting local politicians?
13	SPM5_1	Did not know that I was entitled to vote	continuous	numeric-2.0	3001	14	Why didn't you vote in the election? ... A. Did not know that I was entitled to vote.
14	SPM5_2	Not interested in Norwegian local politics	continuous	numeric-2.0	3001	14	Why didn't you vote in the election? ... B. Am not interested in Norwegian local politics.

#	Name	Label	Type	Format	Valid	Invalid	Question
15	SPM5_3	Not interested in politics in general	continuous	numeric-2.0	3001	14	Why didn't you vote in the election? ... C. Am not interested in politics in general.
16	SPM5_4	Do not know enough about parties' policies	continuous	numeric-2.0	3001	14	Why didn't you vote in the election? ... D. Do not know enough about the various parties' policies.
17	SPM5_5	Parties' policies are too similar; can't tell the difference.	continuous	numeric-2.0	3001	14	Why didn't you vote in the election? ... E. The parties' policies are too similar; I can't tell the difference.
18	SPM5_6	No confidence in any of the parties	continuous	numeric-2.0	3001	14	Why didn't you vote in the election? ... F. I have no confidence in any of the parties.
19	SPM5_7	My vote makes no difference	continuous	numeric-2.0	3001	14	Why didn't you vote in the election? ... G. My vote would make no difference.
20	SPM5_8	Unable to vote	continuous	numeric-2.0	3001	14	Why didn't you vote in the election? ... H. I was unable to vote (e. g. absent, ill)
21	SPM5_9	Other reasons	continuous	numeric-2.0	3001	14	Why didn't you vote in the election? ... I. Other reasons.
22	SPM5SPES	Please specify other reasons	discrete	character-40	258	-	Why didn't you vote in the election? ... J. Other reasons, please specify:
23	SPM6_0	Television	continuous	numeric-2.0	2853	162	How did you learn that you were entitled to vote? ... A. Television.
24	SPM6_1	Other Norwegian media	continuous	numeric-2.0	2853	162	How did you learn that you were entitled to vote? ... B. Other Norwegian media (newspapers, radio).
25	SPM6_2	Immigrant media	continuous	numeric-2.0	2853	162	How did you learn that you were entitled to vote? ... C. Immigrant media (magazines, newspapers, local radio).
26	SPM6_3	Family, friends or acquaintances	continuous	numeric-2.0	2853	162	How did you learn that you were entitled to vote? ... D. Family, friends or acquaintances.
27	SPM6_4	Immigrant organization(s)	continuous	numeric-2.0	2853	162	How did you learn that you were entitled to vote? ... E. Immigrant organization(s)
28	SPM6_5	Directorate of Immigration's election brochure	continuous	numeric-2.0	2853	162	How did you learn that you were entitled to vote? ... F. Directorate of Immigration's election brochure or poster for immigrants (illustrated with flags).
29	SPM6_6	Election pamphlets from one or more parties	continuous	numeric-2.0	2853	162	How did you learn that you were entitled to vote? ... G. Election pamphlets from one or more parties.
30	SPM6_7	Local immigration office	continuous	numeric-2.0	2853	162	How did you learn that you were entitled to vote? ... H. Local immigration office, refugee officer.
31	SPM6_8	Other government agency	continuous	numeric-2.0	2853	162	How did you learn that you were entitled to vote? ... I. Other government agency, local health clinic, library
32	SPM6_9	Other	continuous	numeric-2.0	2853	162	How did you learn that you were entitled to vote? ... J. Other.
33	SPM6SPES	Please specify:	discrete	character-40	842	-	How did you learn that you were entitled to vote? ... K. Other. Please specify:
34	KJONN	IO sex	continuous	numeric-1.0	3015	0	IO sex.
35	INNVAAR	IOs year of immigration	continuous	numeric-2.0	3015	0	IOs year of immigration.

#	Name	Label	Type	Format	Valid	Invalid	Question
36	BO_FYLKE	IOs county of residence	continuous	numeric-2.0	3015	0	IOs county of residence.
37	PERSKODE	IOs personal code	continuous	numeric-1.0	3015	0	IOs personal code.
38	SIVSTAND	IOs civil status	continuous	numeric-1.0	3015	0	IOs civil status
39	UTDANN94	IOs highest education pr 1994.12.31	continuous	numeric-1.0	3009	6	IOs highest education pr 1994.12.31
40	ALDER95	IOs age pr 1995.12.31	continuous	numeric-3.0	3015	0	IOs age pr 1995.12.31
41	ALDGR	IOs age in the age group	continuous	numeric-1.0	3015	0	IOs age in the age group.
42	MANNTALL	Census data	continuous	numeric-1.0	3015	0	Census data
43	MANN_FYL	County respondent voted in	continuous	numeric-2.0	1578	1437	County respondent voted in.
44	STATSBRG	IOs citizenship code	continuous	numeric-3.0	3015	0	IOs citizenship code.
45	STRATUM	IOs stratum number	continuous	numeric-1.0	3015	0	IOs stratum number.
46	SKODE	IOs stratum code refered to weighting	continuous	numeric-3.0	3015	0	IOs stratum code refered to weighting
47	VEKT_S	Weight	continuous	numeric-7.3	3015	0	Weight.

Group Bakgrunn

#	Name	Label	Type	Format	Valid	Invalid	Question
1	REFNR	Reference number	continuous	numeric-4.0	3015	0	Reference number.
2	SAMT	Participate in the survey?	continuous	numeric-1.0	3015	0	SAMT question details
3	KJONN	IO sex	continuous	numeric-1.0	3015	0	IO sex.
4	INNVAAR	IOs year of immigration	continuous	numeric-2.0	3015	0	IOs year of immigration.
5	BO_FYLKE	IOs county of residence	continuous	numeric-2.0	3015	0	IOs county of residence.
6	PERSKODE	IOs personal code	continuous	numeric-1.0	3015	0	IOs personal code.
7	SIVSTAND	IOs civil status	continuous	numeric-1.0	3015	0	IOs civil status
8	UTDANN94	IOs highest education pr 1994.12.31	continuous	numeric-1.0	3009	6	IOs highest education pr 1994.12.31
9	ALDER95	IOs age pr 1995.12.31	continuous	numeric-3.0	3015	0	IOs age pr 1995.12.31
10	ALDGR	IOs age in the age group	continuous	numeric-1.0	3015	0	IOs age in the age group.
11	MANNTALL	Census data	continuous	numeric-1.0	3015	0	Census data
12	MANN_FYL	County respondent voted in	continuous	numeric-2.0	1578	1437	County respondent voted in.
13	STATSBRG	IOs citizenship code	continuous	numeric-3.0	3015	0	IOs citizenship code.
14	STRATUM	IOs stratum number	continuous	numeric-1.0	3015	0	IOs stratum number.
15	SKODE	IOs stratum code refered to weighting	continuous	numeric-3.0	3015	0	IOs stratum code refered to weighting

Group Stemmegivning

#	Name	Label	Type	Format	Valid	Invalid	Question
1	SPM1	Did you vote in the municipal elections in 1995?	continuous	numeric-1.0	2999	16	Did you vote in the municipal elections in September 1995?
2	SPM2	Hvilket parti stemte du på?	continuous	numeric-2.0	1680	1335	Which party did you vote for?
3	SPES2	Specify other party	discrete	character-30	94	-	Specify any other party you voted for in the municipal elections in 1995.

#	Name	Label	Type	Format	Valid	Invalid	Question
4	SPM3A	Reason for voting for this party (1)	continuous	numeric-1.0	1662	1353	What was the most important and the second most important reason for voting for this party? ... A. Reason 1.
5	SPM3B	Reason for voting for this party (2)	continuous	numeric-1.0	1371	1644	What was the most important and the second most important reason for voting for this party? ... B. Reason 2.
6	SPM5_1	Did not know that I was entitled to vote	continuous	numeric-2.0	3001	14	Why didn't you vote in the election? ... A. Did not know that I was entitled to vote.
7	SPM5_2	Not interested in Norwegian local politics	continuous	numeric-2.0	3001	14	Why didn't you vote in the election? ... B. Am not interested in Norwegian local politics.
8	SPM5_3	Not interested in politics in general	continuous	numeric-2.0	3001	14	Why didn't you vote in the election? ... C. Am not interested in politics in general.
9	SPM5_4	Do not know enough about parties' policies	continuous	numeric-2.0	3001	14	Why didn't you vote in the election? ... D. Do not know enough about the various parties' policies.
10	SPM5_5	Parties' policies are too similar; can't tell the difference.	continuous	numeric-2.0	3001	14	Why didn't you vote in the election? ... E. The parties' policies are too similar; I can't tell the difference.
11	SPM5_6	No confidence in any of the parties	continuous	numeric-2.0	3001	14	Why didn't you vote in the election? ... F. I have no confidence in any of the parties.
12	SPM5_7	My vote makes no difference	continuous	numeric-2.0	3001	14	Why didn't you vote in the election? ... G. My vote would make no difference.
13	SPM5_8	Unable to vote	continuous	numeric-2.0	3001	14	Why didn't you vote in the election? ... H. I was unable to vote (e. g. absent, ill)
14	SPM5_9	Other reasons	continuous	numeric-2.0	3001	14	Why didn't you vote in the election? ... I. Other reasons.
15	SPM5SPES	Please specify other reasons	discrete	character-40	258	-	Why didn't you vote in the election? ... J. Other reasons, please specify:

Group Politisk aktivitet

#	Name	Label	Type	Format	Valid	Invalid	Question
1	SPM4_1	Signing a petition?	continuous	numeric-1.0	2603	412	There are different ways of making one's influence felt. At any time during the last four years did you try to influence the decision on an issue in the municipal or county council by: ... A. Signing a petition, signature campaign?
2	SPM4_2	Participating in a campaign, demonstration	continuous	numeric-1.0	2437	578	There are different ways of making one's influence felt. At any time during the last four years did you try to influence the decision on an issue in the municipal or county council by: ... B. Participating in a campaign, protest meeting, demonstration?
3	SPM4_3	Raising the issue before a political party, trade union	continuous	numeric-1.0	2366	649	There are different ways of making one's influence felt. At any time during the last four years did you try to influence the decision on an issue in the municipal or county council by: ... C. Raising the issue before a political party, trade union or other organization?

#	Name	Label	Type	Format	Valid	Invalid	Question
4	SPM4_4	Contacting municipal or county administration	continuous	numeric-1.0	2385	630	There are different ways of making one's influence felt. At any time during the last four years did you try to influence the decision on an issue in the municipal or county council by: ... D. Contacting municipal or county administration.
5	SPM4_5	Contacting local politicians?	continuous	numeric-1.0	2410	605	There are different ways of making one's influence felt. At any time during the last four years did you try to influence the decision on an issue in the municipal or county council by: ... E. Contacting local politicians?

Group Informasjonskilde

#	Name	Label	Type	Format	Valid	Invalid	Question
1	SPM6_0	Television	continuous	numeric-2.0	2853	162	How did you learn that you were entitled to vote? ... A. Television.
2	SPM6_1	Other Norwegian media	continuous	numeric-2.0	2853	162	How did you learn that you were entitled to vote? ... B. Other Norwegian media (newspapers, radio).
3	SPM6_2	Immigrant media	continuous	numeric-2.0	2853	162	How did you learn that you were entitled to vote? ... C. Immigrant media (magazines, newspapers, local radio).
4	SPM6_3	Family, friends or acquaintances	continuous	numeric-2.0	2853	162	How did you learn that you were entitled to vote? ... D. Family, friends or acquaintances.
5	SPM6_4	Immigrant organization(s)	continuous	numeric-2.0	2853	162	How did you learn that you were entitled to vote? ... E. Immigrant organization(s)
6	SPM6_5	Directorate of Immigration's election brochure	continuous	numeric-2.0	2853	162	How did you learn that you were entitled to vote? ... F. Directorate of Immigration's election brochure or poster for immigrants (illustrated with flags).
7	SPM6_6	Election pamphlets from one or more parties	continuous	numeric-2.0	2853	162	How did you learn that you were entitled to vote? ... G. Election pamphlets from one or more parties.
8	SPM6_7	Local immigration office	continuous	numeric-2.0	2853	162	How did you learn that you were entitled to vote? ... H. Local immigration office, refugee officer.
9	SPM6_8	Other government agency	continuous	numeric-2.0	2853	162	How did you learn that you were entitled to vote? ... I. Other government agency, local health clinic, library
10	SPM6_9	Other	continuous	numeric-2.0	2853	162	How did you learn that you were entitled to vote? ... J. Other.
11	SPM6SPES	Please specify:	discrete	character-40	842	-	How did you learn that you were entitled to vote? ... K. Other. Please specify:

Group Vekt

#	Name	Label	Type	Format	Valid	Invalid	Question
1	VEKT_S	Weight	continuous	numeric-7.3	3015	0	Weight.

Variables Description

Dataset contains 47 variable(s)

File : NSD0477**# REFNR: Reference number****Information** [Type= continuous] [Format=numeric] [Range= 1-3015] [Missing=*]**Statistics [NW/ W]** [Valid=3015 /-] [Invalid=0 /-]**Literal question** Reference number.**Concepts** Survey data**# SAMT: Participate in the survey?****Information** [Type= continuous] [Format=numeric] [Range= 1-1] [Missing=*9]**Statistics [NW/ W]** [Valid=3015 /-] [Invalid=0 /-]**Literal question** We kindly request you to answer the questions on this form. The information you give will be used for statistical purposes only. Participation in the survey is voluntary, but for the best results it is important that as many as possible respond. Please mark below whether you want to participate in the survey or not.**Concepts** Participation

Value	Label	Cases	Percentage
1	Yes	3015	100.0%
2	No	0	

*Warning: these figures indicate the number of cases found in the data file. They cannot be interpreted as summary statistics of the population of interest.***# SPM1: Did you vote in the municipal elections in 1995?****Information** [Type= continuous] [Format=numeric] [Range= 1-9] [Missing=*9]**Statistics [NW/ W]** [Valid=2999 /-] [Invalid=16 /-]**Literal question** Did you vote in the municipal elections in September 1995?**Interviewer's instructions** Those who answer "Yes" should answer questions 2, 3, 4 and 6. Those who answer "No" should answer Questions 4, 5 and 6.**Concepts** Political participation

Value	Label	Cases	Percentage
1	Yes	1695	56.5%
2	No	1304	43.5%

*Warning: these figures indicate the number of cases found in the data file. They cannot be interpreted as summary statistics of the population of interest.***# SPM2: Hvilket parti stemte du på?****Information** [Type= continuous] [Format=numeric] [Range= 1-99] [Missing=*99]**Statistics [NW/ W]** [Valid=1680 /-] [Invalid=1335 /-]**Pre-question** The question is posed to those who voted.**Literal question** Which party did you vote for?**Concepts** Political participation

Value	Label	Cases	Percentage
1	ARBEIDERPARTIET	588	35.0%
2	FREMSKRITTPARTIET	118	7.0%
3	HØYRE	341	20.3%
4	KRISTELIG FOLKEPARTI	88	5.2%
5	RØD VALGALLIANSE	91	5.4%
6	SENERPARTIET	52	3.1%
7	SOSIALISTISK VENSTREPARTI	226	13.5%
8	VENSTRE	82	4.9%

File : NSD0477**# SPM2: Hvilket parti stemte du på?**

Value	Label	Cases	Percentage
9	Other	94	5.6%

Warning: these figures indicate the number of cases found in the data file. They cannot be interpreted as summary statistics of the population of interest.

SPES2: Specify other party

Information	[Type= discrete] [Format=character] [Missing=*]
Statistics [NW/ W]	[Valid=94 /-]
Pre-question	Spørsmålet stilles til de som stemte, jf. spm1.
Literal question	Specify any other party you voted for in the municipal elections in 1995.
Concepts	Political participation

Value	Label	Cases	Percentage
"HEMMELIG"		1	1.1%
9999999999999999		12	12.8%
ARBEIDERBEVI ALT.LISTE		1	1.1%
ASKERS GRØNNE VENNER		1	1.1%
BY-OG BYGDELISTE		1	1.1%
BYGDELISTA		2	2.1%
BYGDELISTE		2	2.1%
BYGDELISTE I RØYKEN		1	1.1%
BYGDELISTEN		1	1.1%
BYSSDA LIST		1	1.1%
DE GRØNNE		7	7.4%
DET DEMOKRATISK SAMLINGSPAR		1	1.1%
DETTE ER VALGHEMMELE		1	1.1%
FELLESLISTE I KOMMUNEN		1	1.1%
FLERKULTUR		1	1.1%
FLERKULTUR PARTI		1	1.1%
FLERKULTURE PARTI		1	1.1%
FLERKULTURE		2	2.1%
FLERKULTURE LISTE		10	10.6%
FLERKULTURE LISTE/PARTI		1	1.1%
FLERKULTURE		1	1.1%
FLERKULTURE LISTE		1	1.1%
FLERKURTURE LISTE		1	1.1%

File : NSD0477

SPES2: Specify other party

Value	Label	Cases	Percentage
GRØNNE VENNER		1	1.1%
HJEMMELANDS		1	1.1%
HURUM UAVHENGIGE		1	1.1%
INNVANDRER LISTA		1	1.1%
JEG VET IKKE HVILKEN PARTI TIL		1	1.1%
LOKAL TVERRPOLITISK VALGLISTE		1	1.1%
MILJØPARTIET "DE GRØNNE"		1	1.1%
MILJØPARTIET DE GRØNNE		3	3.2%
N.T.S NEI TIL STORKOMMUN		1	1.1%
NKP		1	1.1%
NTS (NEI TIL STORKOMMUN		1	1.1%
NÆRBØLISTA		1	1.1%
PENSJONIST		1	1.1%
PENSJONISTER		1	1.1%
PENSJONISTPAI		8	8.5%
PRIVAT		1	1.1%
SOLIDARITET		1	1.1%
SOLIDARITETS		1	1.1%
STEMTE BLANK!!		1	1.1%
TVERKULTURE LISTE		1	1.1%
TVERRPOLITIS BYGDELISTE		1	1.1%
TVERRPOLITIS LISTE		1	1.1%
TVÆRRPOLITIS LOKAL LISTE		1	1.1%
UPOLITISK FORUM		1	1.1%
de grønne		1	1.1%
det grønne		1	1.1%
flerkulturell		2	2.1%
flerkulturell liste		1	1.1%
nei til storkommune		1	1.1%
pensjonistpartiet		1	1.1%
tjøme lista		1	1.1%

File : NSD0477

SPES2: Specify other party

Value	Label	Cases	Percentage
tverrpolitisk		1	1.1%

Warning: these figures indicate the number of cases found in the data file. They cannot be interpreted as summary statistics of the population of interest.

SPM3A: Reason for voting for this party (1)

Information	[Type= continuous] [Format=numeric] [Range= 1-9] [Missing=*/9]
Statistics [NW/ W]	[Valid=1662 /-] [Invalid=1353 /-]
Pre-question	The question is posed to those who voted.
Literal question	What was the most important and the second most important reason for voting for this party? ... A. Reason 1.
Concepts	Political participation

Value	Label	Cases	Percentage
1	Local issues	487	29.3%
2	Persons on the voting list	194	11.7%
3	National issues	422	25.4%
4	General confidence in the party	446	26.8%
5	Other reasons	113	6.8%

Warning: these figures indicate the number of cases found in the data file. They cannot be interpreted as summary statistics of the population of interest.

SPM3B: Reason for voting for this party (2)

Information	[Type= continuous] [Format=numeric] [Range= 1-9] [Missing=*/9]
Statistics [NW/ W]	[Valid=1371 /-] [Invalid=1644 /-]
Pre-question	The question is posed to those who voted.
Literal question	What was the most important and the second most important reason for voting for this party? ... B. Reason 2.
Concepts	Political participation

Value	Label	Cases	Percentage
1	Local issues	321	23.4%
2	Persons on the voting list	244	17.8%
3	National issues	242	17.7%
4	General confidence in the party	358	26.1%
5	Other reasons	206	15.0%

Warning: these figures indicate the number of cases found in the data file. They cannot be interpreted as summary statistics of the population of interest.

SPM4_1: Signing a petition?

Information	[Type= continuous] [Format=numeric] [Range= 1-9] [Missing=*/9]
Statistics [NW/ W]	[Valid=2603 /-] [Invalid=412 /-]
Literal question	There are different ways of making one's influence felt. At any time during the last four years did you try to influence the decision on an issue in the municipal or county council by: ... A. Signing a petition, signature campaign?
Concepts	Political participation

Value	Label	Cases	Percentage
1	Yes	687	26.4%

File : NSD0477**# SPM4_1: Signing a petition?**

Value	Label	Cases	Percentage
2	No	1916	73.6%

Warning: these figures indicate the number of cases found in the data file. They cannot be interpreted as summary statistics of the population of interest.

SPM4_2: Participating in a campaign, demonstration

Information	[Type= continuous] [Format=numeric] [Range= 1-9] [Missing=*9]
--------------------	---

Statistics [NW/ W]	[Valid=2437 /-] [Invalid=578 /-]
---------------------------	----------------------------------

Literal question	There are different ways of making one's influence felt. At any time during the last four years did you try to influence the decision on an issue in the municipal or county council by: ... B. Participating in a campaign, protest meeting, demonstration?
-------------------------	---

Concepts	Political participation
-----------------	-------------------------

Value	Label	Cases	Percentage
1	Yes	360	14.8%
2	No	2077	85.2%

Warning: these figures indicate the number of cases found in the data file. They cannot be interpreted as summary statistics of the population of interest.

SPM4_3: Raising the issue before a political party, trade union

Information	[Type= continuous] [Format=numeric] [Range= 1-9] [Missing=*9]
--------------------	---

Statistics [NW/ W]	[Valid=2366 /-] [Invalid=649 /-]
---------------------------	----------------------------------

Literal question	There are different ways of making one's influence felt. At any time during the last four years did you try to influence the decision on an issue in the municipal or county council by: ... C. Raising the issue before a political party, trade union or other organization?
-------------------------	---

Concepts	Political participation
-----------------	-------------------------

Value	Label	Cases	Percentage
1	Yes	251	10.6%
2	No	2115	89.4%

Warning: these figures indicate the number of cases found in the data file. They cannot be interpreted as summary statistics of the population of interest.

SPM4_4: Contacting municipal or county administration

Information	[Type= continuous] [Format=numeric] [Range= 1-9] [Missing=*9]
--------------------	---

Statistics [NW/ W]	[Valid=2385 /-] [Invalid=630 /-]
---------------------------	----------------------------------

Literal question	There are different ways of making one's influence felt. At any time during the last four years did you try to influence the decision on an issue in the municipal or county council by: ... D. Contacting municipal or county administration.
-------------------------	---

Concepts	Political participation
-----------------	-------------------------

Value	Label	Cases	Percentage
1	Yes	290	12.2%
2	No	2095	87.8%

Warning: these figures indicate the number of cases found in the data file. They cannot be interpreted as summary statistics of the population of interest.

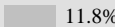

SPM4_5: Contacting local politicians?

Information	[Type= continuous] [Format=numeric] [Range= 1-9] [Missing=*9]
--------------------	---

Statistics [NW/ W]	[Valid=2410 /-] [Invalid=605 /-]
---------------------------	----------------------------------



Literal question	There are different ways of making one's influence felt. At any time during the last four years did you try to influence the decision on an issue in the municipal or county council by:
-------------------------	--

File : NSD0477**# SPM4_5: Contacting local politicians?**

	... E. Contacting local politicians?		
Concepts	Political participation		
Value	Label	Cases	Percentage
1	Yes	284	 11.8%
2	No	2126	 88.2%



Warning: these figures indicate the number of cases found in the data file. They cannot be interpreted as summary statistics of the population of interest.

SPM5_1: Did not know that I was entitled to vote

Information	[Type= continuous] [Format=numeric] [Range= 1-99] [Missing=*/99]		
Statistics [NW/ W]	[Valid=3001 /-] [Invalid=14 /-]		
Literal question	Why didn't you vote in the election? ... A. Did not know that I was entitled to vote.		
Post-question	You may enter «x» for more than one answer.		
Concepts	Voting		
Value	Label	Cases	Percentage
1	Answer	210	 7.0%
2	No answer	2791	 93.0%

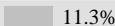

Warning: these figures indicate the number of cases found in the data file. They cannot be interpreted as summary statistics of the population of interest.

SPM5_2: Not interested in Norwegian local politics

Information	[Type= continuous] [Format=numeric] [Range= 1-99] [Missing=*/99]		
Statistics [NW/ W]	[Valid=3001 /-] [Invalid=14 /-]		
Literal question	Why didn't you vote in the election? ... B. Am not interested in Norwegian local politics.		
Post-question	You may enter «x» for more than one answer.		
Concepts	Political participation, Political interest		
Value	Label	Cases	Percentage
1	Answer	154	 5.1%
2	No answer	2847	 94.9%

Warning: these figures indicate the number of cases found in the data file. They cannot be interpreted as summary statistics of the population of interest.

SPM5_3: Not interested in politics in general

Information	[Type= continuous] [Format=numeric] [Range= 1-99] [Missing=*/99]		
Statistics [NW/ W]	[Valid=3001 /-] [Invalid=14 /-]		
Literal question	Why didn't you vote in the election? ... C. Am not interested in politics in general.		
Post-question	You may enter «x» for more than one answer.		
Concepts	Political participation, Political interest		
Value	Label	Cases	Percentage
1	Answer	338	 11.3%
2	No answer	2663	 88.7%

Warning: these figures indicate the number of cases found in the data file. They cannot be interpreted as summary statistics of the population of interest.

File : NSD0477**# SPM5_4: Do not know enough about parties' policies**

Information	[Type= continuous] [Format=numeric] [Range= 1-99] [Missing=*/99]
Statistics [NW/ W]	[Valid=3001 /-] [Invalid=14 /-]
Literal question	Why didn't you vote in the election? ... D. Do not know enough about the various parties' policies.
Post-question	You may enter «x» for more than one answer.
Concepts	Political participation, Party politics

Value	Label	Cases	Percentage
1	Answer	395	13.2%
2	No answer	2606	86.8%

Warning: these figures indicate the number of cases found in the data file. They cannot be interpreted as summary statistics of the population of interest.

SPM5_5: Parties' policies are too similar; can't tell the difference.

Information	[Type= continuous] [Format=numeric] [Range= 1-99] [Missing=*/99]
Statistics [NW/ W]	[Valid=3001 /-] [Invalid=14 /-]
Literal question	Why didn't you vote in the election? ... E. The parties' policies are too similar; I can't tell the difference.
Post-question	You may enter «x» for more than one answer.
Concepts	Political participation, Party politics

Value	Label	Cases	Percentage
1	Answer	111	3.7%
2	No answer	2890	96.3%

Warning: these figures indicate the number of cases found in the data file. They cannot be interpreted as summary statistics of the population of interest.

SPM5_6: No confidence in any of the parties

Information	[Type= continuous] [Format=numeric] [Range= 1-99] [Missing=*/99]
Statistics [NW/ W]	[Valid=3001 /-] [Invalid=14 /-]
Literal question	Why didn't you vote in the election? ... F. I have no confidence in any of the parties.
Post-question	You may enter «x» for more than one answer.
Concepts	Political participation, Party politics

Value	Label	Cases	Percentage
1	Answer	152	5.1%
2	No answer	2849	94.9%

Warning: these figures indicate the number of cases found in the data file. They cannot be interpreted as summary statistics of the population of interest.

SPM5_7: My vote makes no difference

Information	[Type= continuous] [Format=numeric] [Range= 1-99] [Missing=*/99]
Statistics [NW/ W]	[Valid=3001 /-] [Invalid=14 /-]
Literal question	Why didn't you vote in the election? ... G. My vote would make no difference.
Post-question	You may enter «x» for more than one answer.
Concepts	Political participation, Voting

File : NSD0477

SPM5_7: My vote makes no difference

Value	Label	Cases	Percentage
1	Answer	125	4.2%
2	No answer	2876	95.8%

Warning: these figures indicate the number of cases found in the data file. They cannot be interpreted as summary statistics of the population of interest.

SPM5_8: Unable to vote

Information	[Type= continuous] [Format=numeric] [Range= 1-99] [Missing=*/99]
Statistics [NW/ W]	[Valid=3001 /-] [Invalid=14 /-]
Literal question	Why didn't you vote in the election? ... H. I was unable to vote (e. g. absent, ill)
Post-question	You may enter «x» for more than one answer.
Concepts	Political participation

Value	Label	Cases	Percentage
1	Answer	385	12.8%
2	No answer	2616	87.2%

Warning: these figures indicate the number of cases found in the data file. They cannot be interpreted as summary statistics of the population of interest.

SPM5_9: Other reasons

Information	[Type= continuous] [Format=numeric] [Range= 1-99] [Missing=*/99]
Statistics [NW/ W]	[Valid=3001 /-] [Invalid=14 /-]
Literal question	Why didn't you vote in the election? ... I. Other reasons.
Post-question	You may enter «x» for more than one answer.
Concepts	Political participation

Value	Label	Cases	Percentage
1	Answer	258	8.6%
2	No answer	2743	91.4%

Warning: these figures indicate the number of cases found in the data file. They cannot be interpreted as summary statistics of the population of interest.

SPM5SPES: Please specify other reasons

Information	[Type= discrete] [Format=character] [Missing=*]
Statistics [NW/ W]	[Valid=258 /-]
Literal question	Why didn't you vote in the election? ... J. Other reasons, please specify:
Post-question	You may enter «x» for more than one answer.
Concepts	Political participation

Value	Label	Cases	Percentage
99999999999999999999		15	5.8%
ALLE PARTIENE ER LIKE (DÅRLIGE)		1	0.4%

File : NSD0477

SPM5SPES: Please specify other reasons

Value	Label	Cases	Percentage
ALLE PARTIER ER LIKE FOR OSS		1	0.4%
ALLE PARTIERS MASSIVE HETS MOT FRP.		1	0.4%
AT JEG IKKE ER NORSK STATSBOERGER		1	0.4%
BESTEMME SELV HVILKET PARTI SOM SKAL LED		1	0.4%
BILEN SOM SKULLE KJØRE MEG KOM FOR SENT		1	0.4%
BLE AVVIST VED FØRIGE VALG ?!		1	0.4%
BLE FORTALT AT JEG IKKE HAR SAMME RETTIG		1	0.4%
BLE IKKE TILSENDT VALGKORT		1	0.4%
BLE SYK MED SKADET BEIN		1	0.4%
BODDE HER LENGE UTEN STEMMERETT		1	0.4%
BOR IKKE I KOMMUNEN DER JEG SKULLE STEMTE		1	0.4%
BORTREIST		6	2.3%
BOSATT I EN ANNEN KOMM. ENN JEG ER REG.		1	0.4%
DE ELDRES SAKER KOMMER IKKE I FOKUS		1	0.4%
DELTAR IKKE pga. RELIGIØSE(KRI		1	0.4%
DET ER ALT FOR MANGE PARTIER		1	0.4%

File : NSD0477
SPM5SPES: Please specify other reasons

Value	Label	Cases	Percentage
DET ER EN GLUPSK KAMP OM MAKT OG PENGER		1	0.4%
DÅRLIG ERFARING MED POLITIKERE I HJEMLAN		1	0.4%
DÅRLIG VITENSKAP I NORSKEN		1	0.4%
DØDSFALL I FAMILIEN		1	0.4%
EKSAMEN		1	0.4%
ER AMRERIKANSK STATSBORGER. HAR IKKE LOV		1	0.4%
ER BLIND, HADDE INGEN LEDSAGER		1	0.4%
ER DANSK STATSBORGER		1	0.4%
ER FLYTNING		1	0.4%
ER IKKE NORSK ST.BORGER, IKKE STEMMERETT		1	0.4%
ER IKKE NORSK STATSBORGER		1	0.4%
ER IKKE NORSK STATSBORGER ENNÅ		1	0.4%
ER IKKE NORSK STATSBURGER		1	0.4%
ER JEHOVAS VITNE		1	0.4%
ER LEI AV POLITIKK, MEN ER ORIENTERT		1	0.4%
FAMILIE ÅRSAK		1	0.4%
FIKK IKKE NOE INNKALLELSE- BREV		1	0.4%
FIKK IKKE OPPLYST AT		1	0.4%

File : NSD0477

SPM5SPES: Please specify other reasons

Value	Label	Cases	Percentage
JEG HADDE STEMMERET			
FIKK IKKE STEMMEKORT P.G.A. FLYTTING		1	0.4%
FIKK IKKE TILSENDT STEMMESEDDE		1	0.4%
FIKK INGEN PAPIRER (VALGKORT)		1	0.4%
FIKK VALGKORTET FOR SENT, MÅTTE REISE		1	0.4%
FIKK VITE DET CA.1.5 MND. FØR VALGET		1	0.4%
FIKK VITE DET FOR SENT		1	0.4%
FIKK VITE DET FOR SENT , KUNNE IKKE NOK		1	0.4%
FINSK STATSBORGER		1	0.4%
FLYTTET OG MISTET KORTET MITT		1	0.4%
FLYTTET SAMTIDIG M. VALGET		1	0.4%
FLYTTET TIL NY KOMM. KJENNER IKKE POITIK		1	0.4%
FLYTTET TIL NY KOMMUNE, IKKE KJENT NOK		1	0.4%
FLYTTING BODØ- NARVIK		1	0.4%
FOR LANG KØ		1	0.4%
FOR MYE DRITTKASTING PÅ HVERANDRE		1	0.4%
FOR SENT TIL Å GJØRE ET ORDENTELIG VALG		1	0.4%

File : NSD0477

SPM5SPES: Please specify other reasons

Value	Label	Cases	Percentage
FORDI JEG IKKE HAR MOTTAT STEMMESEDDE		1	0.4%
FORLOT NORGE I SLUTTEN AV AUGUST		1	0.4%
FORSTOD IKKE VALGSYSTEME		1	0.4%
FORSTÅR IKKE HVORDAN VALGSYSTEME VIRKER		1	0.4%
FRP OG HVIT ALLIANSE HAR SKREMT MEG		1	0.4%
FØDSEL		1	0.4%
FØLER AT MENINGER IKKE BLIR TATT ALVORLI		1	0.4%
FØLER IKKE AT NORGE ER MITT LAND		1	0.4%
FØR VILLE JEG MISTET MITT STATSBORGER.		1	0.4%
GADD IKKE		1	0.4%
GADD IKKE PGA.ORDFØREF		1	0.4%
GLEMTE DET		1	0.4%
GLEMTE Å FORHÅNDSSTE		1	0.4%
HADDE IKKE FORBREDET MEG		1	0.4%
HADDE IKKE TID		1	0.4%
HADDE IKKE TID TIL Å STEMME		1	0.4%
HADDE LITE OPPLYSNINGEF OM LOKAL POL.		1	0.4%
HADDE NETTOPP FLYTTET FRA		1	0.4%

File : NSD0477

SPM5SPES: Please specify other reasons

Value	Label	Cases	Percentage
ET ANNET FYLKE			
HAR IKKE FÅTT ORIENTERING AV KOMMUNEN		1	0.4%
HAR IKKE RØSTAT I NORGE. VAR IKKE I NORG		1	0.4%
HAR IKKE TID (TO SMÅ)		1	0.4%
HAR JEG STEMMERETT SKAL KOMM. INVITERE		1	0.4%
HAR VÆRT SYK		1	0.4%
HER IKKE STEMMERETT		1	0.4%
I THOUGHT I HAD TO OWN A PROPERTY		1	0.4%
IKKE FÅTT INFORMASJON UTENOM FRA SSB		1	0.4%
IKKE LOV Å STEMME PGA. STATSBOGGER:		1	0.4%
IKKE MED LEGITIMASJON VED FORHÅNDSAVS		1	0.4%
IKKE MULIG PGA. ALVORLIG SYKDOM		1	0.4%
IKKE NORSK STATSBOGGER		1	0.4%
IKKE TID TIL Å SETTE MEG INN I SAKENE		1	0.4%
IKKE TRO PÅ POLITIKERNES UTLENDINGSSF		1	0.4%
INGEN P.HAR SÆRLIG PÅVIRKE Å FÅ UTL.JOBB		1	0.4%
INGEN PARTI TAR OPP SAKER JEG ETTERLYSER		1	0.4%

File : NSD0477

SPM5SPES: Please specify other reasons

Value	Label	Cases	Percentage
INGEN SERIØSE PARTIER I INNVANDRING;		1	0.4%
INNLAGT PÅ SYKEHUS		1	0.4%
JEG ER DANSK STATSBORGER		1	0.4%
JEG ER ET JEHOVAS VITNE		1	0.4%
JEG ER IKKE NORSK		1	0.4%
JEG ER VELDIG GAMMEL		1	0.4%
JEG FIKK IKKE VALGKORTET MITT		1	0.4%
JEG FØLER MEG IKKE TRYGG I NORGE		1	0.4%
JEG GLEMTE		1	0.4%
JEG HAR IKKE FÅTT VALGKORT		1	0.4%
JEG HAR LITEN TRO PÅ SYSTEMET		1	0.4%
JEG HAR VÆRT SYK		1	0.4%
JEG JOBBET HELE DAGEN		1	0.4%
JEG KAN IKKE SNAKKE NORSK		1	0.4%
JEG LESER IKKE NORSK		1	0.4%
JEG REISTE UT FØR STEMMINGEN		1	0.4%
JEG STUDERER I SVERIGE		1	0.4%
JEG SYNTES IKKE JEG KUNNSKAPER NOK		1	0.4%
JEG TENKTE AT BARE NORSKE KAN STEMME		1	0.4%

File : NSD0477

SPM5SPES: Please specify other reasons

Value	Label	Cases	Percentage
JEG VAR BORTE DA VALGET SKJEDDE		1	0.4%
JEG VAR OPPTATT MED ANDRE TING		1	0.4%
JEG VAR VELDIG OPPTATT		1	0.4%
JOBBET OVERTID		1	0.4%
KJENTE LITE TIL HVA POLITIKERNE STOD FOR		1	0.4%
KLARTE IKKE AVGJØREHVA JEG SKULLE STEMME		1	0.4%
KOM 10 MIN FOR SENT		1	0.4%
KOM FOR SENT		1	0.4%
KUNNE FOR LITE NORSK TIL Å FÅ VITE DET		1	0.4%
KUNNE IKKE TA ANSVAR FOR DET PARTIET VIL		1	0.4%
LEI AV ALL INNVANDRERP		1	0.4%
LITEN FORSKJELL PÅ PARTIER SOM HAR FLERT		1	0.4%
LOKALPOLITIKER HOBBYVIRKSO		1	0.4%
MAKTSPILL, SPRIK MELLOM LOV/OVERHOLDELS		1	0.4%
MANGE SPØRSMÅL UTEN SVAR		1	0.4%
MANGLET INFORMASJON OM PARTIENE		1	0.4%
MITT PARTI HADDE IKKE NOE NYTENKNING		1	0.4%

File : NSD0477

SPM5SPES: Please specify other reasons

Value	Label	Cases	Percentage
MY NORWEGIAN IS NOT GOOD ENOUGH		1	0.4%
MÅ STEMME PÅ PARTIER, IKKE MENNESKER		1	0.4%
MÅTTE REISE BORT PÅ VELDIG KORT VARSEL		1	0.4%
NORDMEN SKAL HA BEDRE JOBBER ENN UTL.		1	0.4%
NORWEGIANS IN NEED DON'T GET ENOUGH HELP		1	0.4%
PARTIENE BLIR SÅ OFTE ENIGE INNBYRDES		1	0.4%
PARTIENE DRIVER IKKE HELHETLIG POLITIKK		1	0.4%
PARTIENE HAR ET "ILEGALT" SAMARBEID		1	0.4%
PARTIENE HJELPER IKKE SAMF. MED SYKD/ARB		1	0.4%
PARTIENE LOVER FOR MYE, LITE KONKRET		1	0.4%
PARTIET ER IKKE REPRESENTERT I KOMMUNEN		1	0.4%
PARTIET JEG VILLE VELGE ER EKSTREMISTISJ		1	0.4%
PARTIET STILTE IKKE I MIN KOMMUNE		1	0.4%
PGA MANGLENE		1	0.4%

File : NSD0477

SPM5SPES: Please specify other reasons

Value	Label	Cases	Percentage
ENGASJEMENT LITE INFO.			
PGA. SYKDOM		1	0.4%
POLITIKERE ER FOR ARROGANTE		1	0.4%
POLITIKERFOR.		1	0.4%
POLITISK NØYTRAL		1	0.4%
POLITISK SPLITTET,LITE TILLIT TIL POLIT		1	0.4%
POOR HELTH		1	0.4%
PRAKTISK VANSKELIG DA VI HAR FLYTTET		1	0.4%
PROTEST, VIL OGSÅ STEMME VED STORTINGSVA		1	0.4%
RAKK DET IKKE		1	0.4%
RAKK IKKE Å KOMME TIL VALGLOKALET		1	0.4%
REISTE PÅ FERIE		1	0.4%
SIDEN JEG IKKE KAN STEMME PÅ STORTINGET		1	0.4%
SKAL BARE BO HER ET ÅR TIL		1	0.4%
SKAL FLYTTE UTENLANDS SNAREST (DES. 95)		1	0.4%
SKJØNNER IKKE VALGSYSTEME		1	0.4%
SKREVET PÅ TAMILSK. UMULIG Å FORSTÅ		1	0.4%
SPEIELLE GRUNNER		1	0.4%
SPILLER INGEN ROLLE		1	0.4%
STEMMER I SINGAPORE, KAN IKKE I NORGE		1	0.4%

File : NSD0477

SPM5SPES: Please specify other reasons

Value	Label	Cases	Percentage
SVARTE ER IKKE REPRESENTERT		1	0.4%
SYK PÅ AVSTEMNINGS		1	0.4%
SYKDOM		2	0.8%
SYKDOM OG FLYTTET TIL EN ANNEN ADRESSE		1	0.4%
TOK FEIL AV DAGEN		1	0.4%
TOK MEG IKKE TID TIL Å STEMME		1	0.4%
TRODDE IKKE JEG HADDE STEMMERETT		1	0.4%
TRODDE JEG MÅTTE HA NORSK STATSBORGER.		1	0.4%
TRODDE JEG SKULLE FÅ EKSTRA HENVENDELSE		1	0.4%
UDYKTIGE/ UINTERSSANTE LOKALPOLITIK		1	0.4%
UKJENT VALGLOKALE		1	0.4%
USERIØSE		1	0.4%
USIKKER PÅ HVILKET PARTI		1	0.4%
USIKKER PÅ HVILKET PARTI JEG SKULLE STEM		1	0.4%
VAKT PÅ JOB BEN		1	0.4%
VALGDISKUSJ.I RADIO\TV VAR FOR RIKSPOLIT		1	0.4%
VALGPROSEDY VIRKET VELDIG KOMPLISERT		1	0.4%
VALGSYSTEME FOR VANSKELIG Å SKJØNNE		1	0.4%
VANSKELIG Å SKJØNNE		1	0.4%

File : NSD0477

SPM5SPES: Please specify other reasons

Value	Label	Cases	Percentage
VANSKELIG Å VELGE,LITT ENIG MED ALLE		1	0.4%
VAR FOR LAT		1	0.4%
VAR I SVERIGE		1	0.4%
VAR I TVIL HVEM JEG SKULLE STEMME PÅ		1	0.4%
VAR I UTLANDET		2	0.8%
VAR IKKE I NORGE		1	0.4%
VAR LEI AV DISKUSJOER OM INNVANDRERE		1	0.4%
VAR OFFSHORE		1	0.4%
VAR PÅ AKER SYKEHUS		1	0.4%
VAR PÅ FERIE		1	0.4%
VAR PÅ FERIE, OG BLE SYK DA JEG KOM HJEM		1	0.4%
VAR PÅ FORRETNINGSF I BERGEN		1	0.4%
VAR PÅ SKOLEN OG VAR VELDIG SLITEN		1	0.4%
VAR SYK. HJERNESLAG		1	0.4%
VAR UTENFOR OSLO I FORBINDELSE MED JOBB		1	0.4%
VAR UTENLANDS		2	0.8%
VET IKKE NOE OM PARTIER		1	0.4%
VET IKKE NOK		1	0.4%
VI FLYTTET FRA EN KOMMUNE TIL EN ANNEN		1	0.4%
VI HADDE IKKE FÅTT		1	0.4%

File : NSD0477

SPM5SPES: Please specify other reasons

Value	Label	Cases	Percentage
TILSENDT STEMMEKORT			
VIL IKKE DELTA I ET DIKTATORISK LAND		1	0.4%
VIL IKKE STEMME, PGA. FLYTTET FRA STEDET		1	0.4%
VISSTE DET VAR STOR MAJORITET FOR PARTI		1	0.4%
VISSTE IKKE AT JEG KUNNE STEMME		1	0.4%
VISSTE IKKE AT JEG KUNNE STEMME FØR VALG		1	0.4%
VISSTE IKKE AT UTENL.ST.B.KU STEMME		1	0.4%
VISSTE IKKE HVOR JEG SKULLE STEMME		1	0.4%
VISSTE IKKE HVORDAN MAN KAN STEMME		1	0.4%
VISSTE IKKE NOK		1	0.4%
Var ikke hjemme da.		1	0.4%
alle partiene er mot innvandrere		1	0.4%
confused by process of actually voting		1	0.4%
det er en lang forklaring.		1	0.4%
det var ingen guide i stemmelokalet		1	0.4%
fikk ikke stemmekort		1	0.4%
fikk ikke tid		1	0.4%
flytting fra en komune til en annen		1	0.4%

File : NSD0477

SPM5SPES: Please specify other reasons

Value	Label	Cases	Percentage
forgot		1	0.4%
hadde ikke nok kunnskap om partiene.		1	0.4%
hadde ikke tilstrekkelig info om politik		1	0.4%
har aldri mottat stemmeseddel		1	0.4%
har ikke mottatt info eller stemmekort		1	0.4%
ikke fått bekreft. fra komm. at jeg har		1	0.4%
ingen forskjell mellom partiene		1	0.4%
jeg stod ikke i manntallet.		1	0.4%
jeg var syk		1	0.4%
jobb		1	0.4%
just moved to stavanger		1	0.4%
kan ikke finne et sympatisk parti.		1	0.4%
kom for sent.		1	0.4%
manglet stemmekort.		1	0.4%
sykt barn		1	0.4%
synes ikke utl.stb.skal bl.seg i norskp.		1	0.4%
var i et annet fylke på valgdagen.		1	0.4%
var midt oppe i eksamen		1	0.4%
var på sykehus, hvorjeg ikke ble inform.		1	0.4%
var veldig syk		1	0.4%
vil ikke stemme før jeg er norsk statsb.		1	0.4%
visste ikke hvilket p.jeg skulle stemme		1	0.4%
ØNSKER Å VÆRE NØYTRAL POLITISK SETT		1	0.4%

File : NSD0477**# SPM5SPES: Please specify other reasons**

Value	Label	Cases	Percentage
ØNSKET Å HOLDE MEG NØYTRAL		1	0.4%
ønsker at de gjør det beste for samfunn		1	0.4%

Warning: these figures indicate the number of cases found in the data file. They cannot be interpreted as summary statistics of the population of interest.

SPM6_0: Television

Information	[Type= continuous] [Format=numeric] [Range= 1-99] [Missing=*/99]
Statistics [NW/ W]	[Valid=2853 /-] [Invalid=162 /-]
Literal question	How did you learn that you were entitled to vote? ... A. Television.
Post-question	You may enter «x» for more than one answer.
Concepts	Television

Value	Label	Cases	Percentage
1	Answer	624	21.9%
2	No answer	2229	78.1%

Warning: these figures indicate the number of cases found in the data file. They cannot be interpreted as summary statistics of the population of interest.

SPM6_1: Other Norwegian media

Information	[Type= continuous] [Format=numeric] [Range= 1-99] [Missing=*/99]
Statistics [NW/ W]	[Valid=2853 /-] [Invalid=162 /-]
Literal question	How did you learn that you were entitled to vote? ... B. Other Norwegian media (newspapers, radio).
Post-question	You may enter «x» for more than one answer.
Concepts	Mass media

Value	Label	Cases	Percentage
1	Answer	504	17.7%
2	No answer	2349	82.3%

Warning: these figures indicate the number of cases found in the data file. They cannot be interpreted as summary statistics of the population of interest.

SPM6_2: Immigrant media

Information	[Type= continuous] [Format=numeric] [Range= 1-99] [Missing=*/99]
Statistics [NW/ W]	[Valid=2853 /-] [Invalid=162 /-]
Literal question	How did you learn that you were entitled to vote? ... C. Immigrant media (magazines, newspapers, local radio).
Post-question	You may enter «x» for more than one answer.
Concepts	Mass media

Value	Label	Cases	Percentage
1	Answer	189	6.6%
2	No answer	2664	93.4%

Warning: these figures indicate the number of cases found in the data file. They cannot be interpreted as summary statistics of the population of interest.

File : NSD0477**# SPM6_3: Family, friends or acquaintances**

Information	[Type= continuous] [Format=numeric] [Range= 1-99] [Missing=*/99]
Statistics [NW/ W]	[Valid=2853 /-] [Invalid=162 /-]
Literal question	How did you learn that you were entitled to vote? ... D. Family, friends or acquaintances.
Post-question	You may enter «x» for more than one answer.
Concepts	Families, Friends

Value	Label	Cases	Percentage
1	Answer	467	16.4%
2	No answer	2386	83.6%

Warning: these figures indicate the number of cases found in the data file. They cannot be interpreted as summary statistics of the population of interest.

SPM6_4: Immigrant organization(s)

Information	[Type= continuous] [Format=numeric] [Range= 1-99] [Missing=*/99]
Statistics [NW/ W]	[Valid=2853 /-] [Invalid=162 /-]
Literal question	How did you learn that you were entitled to vote? ... E. Immigrant organization(s)
Post-question	You may enter «x» for more than one answer.
Concepts	Organizations, Foreigners

Value	Label	Cases	Percentage
1	Answer	123	4.3%
2	No answer	2730	95.7%

Warning: these figures indicate the number of cases found in the data file. They cannot be interpreted as summary statistics of the population of interest.

SPM6_5: Directorate of Immigration's election brochure

Information	[Type= continuous] [Format=numeric] [Range= 1-99] [Missing=*/99]
Statistics [NW/ W]	[Valid=2853 /-] [Invalid=162 /-]
Literal question	How did you learn that you were entitled to vote? ... F. Directorate of Immigration's election brochure or poster for immigrants (illustrated with flags).
Post-question	You may enter «x» for more than one answer.
Concepts	Foreigners, Voting

Value	Label	Cases	Percentage
1	Answer	170	6.0%
2	No answer	2683	94.0%

Warning: these figures indicate the number of cases found in the data file. They cannot be interpreted as summary statistics of the population of interest.

SPM6_6: Election pamphlets from one or more parties

Information	[Type= continuous] [Format=numeric] [Range= 1-99] [Missing=*/99]
Statistics [NW/ W]	[Valid=2853 /-] [Invalid=162 /-]
Literal question	How did you learn that you were entitled to vote? ... G. Election pamphlets from one or more parties.
Post-question	You may enter «x» for more than one answer.
Concepts	Party politics

File : NSD0477**# SPM6_6: Election pamphlets from one or more parties**

Value	Label	Cases	Percentage
1	Answer	297	10.4%
2	No answer	2556	89.6%

Warning: these figures indicate the number of cases found in the data file. They cannot be interpreted as summary statistics of the population of interest.

SPM6_7: Local immigration office

Information	[Type= continuous] [Format=numeric] [Range= 1-99] [Missing=*/99]
Statistics [NW/ W]	[Valid=2853 /-] [Invalid=162 /-]
Literal question	How did you learn that you were entitled to vote? ... H. Local immigration office, refugee officer.
Post-question	You may enter «x» for more than one answer.
Concepts	Government

Value	Label	Cases	Percentage
1	Answer	119	4.2%
2	No answer	2734	95.8%

Warning: these figures indicate the number of cases found in the data file. They cannot be interpreted as summary statistics of the population of interest.

SPM6_8: Other government agency

Information	[Type= continuous] [Format=numeric] [Range= 1-99] [Missing=*/99]
Statistics [NW/ W]	[Valid=2853 /-] [Invalid=162 /-]
Literal question	How did you learn that you were entitled to vote? ... I. Other government agency, local health clinic, library
Post-question	You may enter «x» for more than one answer.
Concepts	Government

Value	Label	Cases	Percentage
1	Answer	143	5.0%
2	No answer	2710	95.0%

Warning: these figures indicate the number of cases found in the data file. They cannot be interpreted as summary statistics of the population of interest.

SPM6_9: Other

Information	[Type= continuous] [Format=numeric] [Range= 1-99] [Missing=*/99]
Statistics [NW/ W]	[Valid=2853 /-] [Invalid=162 /-]
Literal question	How did you learn that you were entitled to vote? ... J. Other.
Post-question	You may enter «x» for more than one answer.
Concepts	Data

Value	Label	Cases	Percentage
1	Answer	218	7.6%
2	No answer	2635	92.4%

Warning: these figures indicate the number of cases found in the data file. They cannot be interpreted as summary statistics of the population of interest.

SPM6SPES: Please specify:

Information	[Type= discrete] [Format=character] [Missing=*]
--------------------	---

File : NSD0477**# SPM6SPES: Please specify:****Statistics** [NW/ W] [Valid=842 /-]**Literal question** How did you learn that you were entitled to vote?
... K.Other. Please specify:**Post-question** You may enter «x» for more than one answer.**Concepts** Data

Value	Label	Cases	Percentage
18 ÅR, KJENNSKAP TIL SAKEN		1	0.1%
9999999999999999		31	3.7%
ADR. INFO. I POSTEN, VALGSEDDEL		1	0.1%
AHMED AYAS		1	0.1%
ALLMEN VITEN		1	0.1%
ALLMENKUNN:		1	0.1%
ALLMENKUNN: FRA SKOLE		1	0.1%
ALLMENT KJENT		1	0.1%
ALMEN VITEN		1	0.1%
AMBASSADE		1	0.1%
AMBASSADEN		2	0.2%
ARENDAL KOMMUNE		1	0.1%
AV DERE (SSB)		1	0.1%
AV EGEN ERFARING		1	0.1%
AV MIN YNGSTE DATTER		1	0.1%
AV NOEN VENNER		1	0.1%
AV VENNER		1	0.1%
AV VENNER OG FAMILIE		1	0.1%
AVTALE MELLOM DE NORDISKE LAND		1	0.1%
BESKJED AV STEMMELOKAL FØR VALGET		1	0.1%
BLE INFORMERT AV EN FORENING		1	0.1%
BLE SENDT I POSTEN		1	0.1%

File : NSD0477
SPM6SPES: Please specify:

Value	Label	Cases	Percentage
BLE TILSENDT STEMMEKORT		1	0.1%
BLE TILSENDT STEMMESEDDE		1	0.1%
BLE TILSENDT VALGKORT		1	0.1%
BODD HER I 25 ÅR, HAR ALLTID STEMT		1	0.1%
BODD HER I 34 ÅR !		1	0.1%
BODD HER I MANGE ÅR, VISST DET LENGE		1	0.1%
BODD I NORGE 25 ÅR, HAR STEMTE FØR		1	0.1%
BODD I NORGE I 15 ÅR, STEMTE HELE TIDEN		1	0.1%
BODD I NORGE I 20 ÅR		2	0.2%
BODD I NORGE I HELE MITT LIV		1	0.1%
BODD I NORGE OVER 20 ÅR.		1	0.1%
BODD I NORGE SIDEN 1958		1	0.1%
BODD I NORGE SIDEN 1964		1	0.1%
BODD I NORGE SIDEN 1984, VISSTE DET		1	0.1%
BODD LENGE I NORGE		1	0.1%
BODD SÅ LENGE I NORGE AT JEG VISSTE DET		1	0.1%
BOSATT I NORGE I 30 ÅR		2	0.2%
BOSATT I NORGE SIDEN 1974		1	0.1%
BREV		1	0.1%

File : NSD0477
SPM6SPES: Please specify:

Value	Label	Cases	Percentage
BREV FRA DET LOKALE VALGKONTOR		1	0.1%
BREV FRA OSLO KOMMUNE		1	0.1%
BREV FRA VALGKOMITE		1	0.1%
BREV I POSTEN OM STEMMERETT		1	0.1%
BREV OM STEMMERETT, STED OG STEMMENR		1	0.1%
BYSTYRETS SEKRETERIAT RÅDHUSET		1	0.1%
BÆRUM KOMMUNE		1	0.1%
BØKER PÅ MIN SKOLE		1	0.1%
CAN I WOTE, AND ON WHICH ELECTIONS?		1	0.1%
DA HAN KOM TIL NORGE FOR 8 ÅR SIDEN		1	0.1%
DA JEG BLE NORSK STATSBORGER I 1190		1	0.1%
DA JEG FIKK STEMMESEDDE I POSTEN		1	0.1%
DA JEG FIKK VALGKORTET		1	0.1%
DA UTENL.STATSB FØRST FIKK LOV Å STEMME		1	0.1%
DEN ENGELSKE AMBASSADEN		1	0.1%
DENNE SPØRREUNDER		1	0.1%
DENNE UNDERSØKELS		1	0.1%
DET ER DA VANLIG ALLMENNIVITE		1	0.1%

File : NSD0477
SPM6SPES: Please specify:

Value	Label	Cases	Percentage
DET FØRSTE ÅRET PÅ SKOLE I NORGE		1	0.1%
DET HAR JAG TAGIT REDE PÅ SELV		1	0.1%
DET HAR JEG VÆRT KLAR OVER I MANGE ÅR		1	0.1%
DET VET JEG FRA FØR, INNFLYTTER I 1970		1	0.1%
DET VISSTE JEG SELV		1	0.1%
DETTE SKJEMA		1	0.1%
DETTE SKJEMAET! HADDE LYST TIL Å STEMME		1	0.1%
EGEN INTERESSE, HVILKE RETTIGHET JEG HAR		1	0.1%
EGEN KJENNSKAP TIL VALGLOVEN		1	0.1%
EGEN KUNNSKAP		2	0.2%
ELECTION CARD BY POST		1	0.1%
ELLY VERKET		1	0.1%
ER FØDT I NORGE I 1953, HAR DANSK FAR		1	0.1%
ER KOMMUNEPOL		1	0.1%
ER NORDISK STATSBORGER		1	0.1%
ER NORSK STATSBORGER		1	0.1%
ER NORSK STATSBORGER. EN SELVFØLGE		1	0.1%
ER NORSK STATSBORGER.		1	0.1%

File : NSD0477
SPM6SPES: Please specify:

Value	Label	Cases	Percentage
JEG KAN STEMME			
ER SELV OPPTATT AV POLITIKK		1	0.1%
ERHOLL RØSTKORT		1	0.1%
ETTER 20 ÅR I NORGE KJENNER JEG MIN RETT		1	0.1%
FAMILIE		1	0.1%
FAMILIE OG VENNER		1	0.1%
FIKK VALGKORTET I POSTEN		1	0.1%
FIKK BESKJED AT JEG ER REG. I VALGREG.		1	0.1%
FIKK BESKJED AV EN VENN		1	0.1%
FIKK BESKJED I POSTEN FRA KOMMUNEN		1	0.1%
FIKK BREV FRA FOLKEREK. OM STEMMERETT		1	0.1%
FIKK BREV FRA KOMMUNEN		1	0.1%
FIKK BREV I POSTEN		2	0.2%
FIKK BREV OM HVOR JEG SKULLE STEMME		1	0.1%
FIKK ET KORT FRA KOMMUNESTY		1	0.1%
FIKK ET KORT MED INSTR. OM VALGSTED		1	0.1%
FIKK GREIE PÅ DET I DETTE SKJEMAET		1	0.1%
FIKK IKKE STEMMEKORT		1	0.1%

File : NSD0477

SPM6SPES: Please specify:

Value	Label	Cases	Percentage
FIKK IKKE VITE DET, VALGKORT		1	0.1%
FIKK IKKE VITE NOE, MEN MOTTOK STEMMES.		1	0.1%
FIKK INNBYDELSE I POSTEN SOM ALLE ANDRE		1	0.1%
FIKK INNKALLINGSK		1	0.1%
FIKK KORT HVOR DET STOD ADR. TIL VALGLOK		1	0.1%
FIKK KORT HVOR DET STOD JEG KUNNE STEMME		1	0.1%
FIKK KORT I POSTEN		3	0.4%
FIKK KORT I POSTEN HVOR JEG SKULLE STEMM		1	0.1%
FIKK KORT TILSENDT		1	0.1%
FIKK PAPIRER TILSENDT		1	0.1%
FIKK POSTKORT SOM INFORMERTE OM MIN RETT		1	0.1%
FIKK SEDDELEN TILSENDT HJEM		1	0.1%
FIKK STEMMEKORT		7	0.8%
FIKK STEMMEKORT AV KOMMUNEN		1	0.1%
FIKK STEMMEKORT FRA DEN LOKALE KRETS		1	0.1%
FIKK STEMMEKORT FRA KOMMUNEN		1	0.1%

File : NSD0477

SPM6SPES: Please specify:

Value	Label	Cases	Percentage
FIKK STEMMEKORT HJEM I HUSET MITT		1	0.1%
FIKK STEMMEKORT I POSTEN		6	0.7%
FIKK STEMMEKORT I POSTKASSA		1	0.1%
FIKK STEMMEKORT I POSTKASSEN		1	0.1%
FIKK STEMMEKORT I POSTEN		1	0.1%
FIKK STEMMESEDDE		1	0.1%
FIKK STEMMESEDDE FRA VALGDISTRIKT		1	0.1%
FIKK STEMMESEDDE HJEM		1	0.1%
FIKK STEMMESEDDE I POSTEN		5	0.6%
FIKK STEMMESEDDE I POSTEN, STEMT FØR		1	0.1%
FIKK STEMMESEDDE TILSENDT I POSTEN		1	0.1%
FIKK TILSENDET DOKUMENT		1	0.1%
FIKK TILSENDT BREV FRA OSLO KOMMUNE		1	0.1%
FIKK TILSENDT BREV OM VALGLOKALE		1	0.1%
FIKK TILSENDT INFO. OM VALGLOKAL		1	0.1%
FIKK TILSENDT INVITASJON TIL VALGET		1	0.1%

File : NSD0477

SPM6SPES: Please specify:

Value	Label	Cases	Percentage
FIKK TILSENDT STEMMEKORT		6	0.7%
FIKK TILSENDT STEMMEKORT FRA KOMMUNEN		1	0.1%
FIKK TILSENDT STEMMEKORT +ALLMEN KUNNSKAP		1	0.1%
FIKK TILSENDT STEMMESEDDE		5	0.6%
FIKK TILSENDT STEMMESEDDE I POSTEN		1	0.1%
FIKK TILSENDT STEMMESEDEL		1	0.1%
FIKK TILSENDT VALGDELTAKE		1	0.1%
FIKK TILSENDT VALGKORT		20	2.4%
FIKK TILSENDT VALGKORT AV KOMMUNEN		1	0.1%
FIKK TILSENDT VALGKORT FRA KOMMUNE		1	0.1%
FIKK TILSENDT VALGLISTER M.M		1	0.1%
FIKK TILSENDT VALGMATERIE (KORT)		1	0.1%
FIKK TISENDT VALGKORT		1	0.1%
FIKK VALGKORT		14	1.7%
FIKK VALGKORT FRA KOMMUNEN		1	0.1%
FIKK VALGKORT		1	0.1%

File : NSD0477

SPM6SPES: Please specify:

Value	Label	Cases	Percentage
FRA OSLO KOMMUNE			
FIKK VALGKORT I POSTEN		13	1.5%
FIKK VALGKORT I POSTEN FRA OSLO KOMMUNE		1	0.1%
FIKK VALGKORT I POSTEN.		1	0.1%
FIKK VALGKORT I POSTEN. AMBASSADEN		1	0.1%
FIKK VALGKORT TILSENDT		2	0.2%
FIKK VALGKORTET I POSTEN		3	0.4%
FIKK VALGPAPIRER MED ID KORT I POSTEN		1	0.1%
FIKK VALGSEDEL		1	0.1%
FIKK VALGSEDEL TILSENDT		1	0.1%
FIKK VITE DET AV ANDRE PERSONER		1	0.1%
FIKK VITE DET AV DERE (SSB)		1	0.1%
FIKK VITE DET AV KOMMUNEN		1	0.1%
FIKK VITE DET AV MIN MANN		1	0.1%
FIKK VITE DET AV VENNER		1	0.1%
FIKK VITE DET DA JEG FIKK VALGSEDEL		1	0.1%
FIKK VITE DET DA JEG MOTTOK BERV FRA SSB		1	0.1%

File : NSD0477
SPM6SPES: Please specify:

Value	Label	Cases	Percentage
FIKK VITE DET ETTER 1 ÅR I NORGE		1	0.1%
FIKK VITE DET PÅ ET NORSK-KURS		1	0.1%
FIKK VITE DET PÅ NORSK KURS		1	0.1%
FOLKEREGISTE		1	0.1%
FOLKEREGISTE TØNSBERG		1	0.1%
FOLKESKOLE, GYMNAS		1	0.1%
FOR LENGE SIDEN TIL Å HUSKE HVORDAN		1	0.1%
FORDI JEG ER ET INTELLIGENT MENNESKE		1	0.1%
FORDI JEG FIKK STEMMEKORT I POSTEN		1	0.1%
FORDI JEG FIKK STEMMEKORT TILSENDT		1	0.1%
FRA DENNE UNDERSØKELS		2	0.2%
FRA DERE GJENNOM DETTE SKJEMAET		1	0.1%
FRA ET NORSK KURS FOR FLERE ÅR SIDEN		1	0.1%
FRA JOBBEN		1	0.1%
FRA KOMMUNESTY		1	0.1%
FRA NORSK KURS		1	0.1%
FRA NORSKKURS OG LOV		1	0.1%
FRA SKOLEN		1	0.1%
FRA SSB		1	0.1%
FRA STATISTISK SENTRALBYRÅ		1	0.1%

File : NSD0477

SPM6SPES: Please specify:

Value	Label	Cases	Percentage
FRA TIDLIGERE VALG		1	0.1%
FRA VALGLOKALET		1	0.1%
FÅR ALLTID TILSENDT STEMMESEDDE		2	0.2%
FÅTT "REGISTERKOR HJEM		1	0.1%
FÅTT ET VALGKORT I POSTEN		1	0.1%
FÅTT TILSENDT STEMMEKORT		1	0.1%
FÅTT TILSENDT STEMMESEDDE		1	0.1%
FÅTT TILSENDT VALGKORT		1	0.1%
FØDT HER, ALLTID STEMT		1	0.1%
FØDT I NORGE, KJENNER SYSTEMET		1	0.1%
FØDT I NORGE. NORSK MOR, ISLANDSK FAR		1	0.1%
FØDT OG OPPVOKST I NORGE		3	0.4%
FØDT OG OPPVOKST I NORGE (GJENNOM SKOLE)		1	0.1%
FØDT OG OPPVOKST I NORGE, SOM "NORDMENN"		1	0.1%
FØRST AV MIN FAR		1	0.1%
GENEREL KNOWLEDGE		1	0.1%
GENERELL KUNNSKAP		1	0.1%
GENERELL VITEN		1	0.1%

File : NSD0477
SPM6SPES: Please specify:

Value	Label	Cases	Percentage
GIKK TIL VALGLOKALET OG SJEKKET NAVNLIST		1	0.1%
GJENNOM DENNE UNDERSØKELS		2	0.2%
GJENNOM DETTE BREVET		1	0.1%
GJENNOM DETTE SKJEMAET		1	0.1%
GJENNOM MYNDIGHETEN ETTER FYLTE 18 ÅR		1	0.1%
GJENNOM NORSKE LOVER		1	0.1%
GJENNOM SKOLEN OG ANDRE LÆRESTEDER		1	0.1%
GJENNOM VALGKORT SOM BLE TILDELT		1	0.1%
GOD KUNNSKAP OM NOSK DEMOKRATI		1	0.1%
HAR "ALLTID" VISST DET		1	0.1%
HAR ALDRI HØRT OM DET		1	0.1%
HAR ALLTID VISST AT JEG KUNNE STEMME		1	0.1%
HAR ALLTID VISST DET		1	0.1%
HAR BODD HER HELE LIVET, VISTE JEG FRA FØ		1	0.1%
HAR BODD HER HELE MITT LIV, LIK NORDMENN		1	0.1%
HAR BODD HER I 30 ÅR, KAN LOVEN		1	0.1%
HAR BODD HER I 32 ÅR		1	0.1%

File : NSD0477
SPM6SPES: Please specify:

Value	Label	Cases	Percentage
HAR BODD HER I 50 ÅR		1	0.1%
HAR BODD HER MER ENN 20 ÅR		1	0.1%
HAR BODD HER SÅ LENGE AT JEG VET DET		1	0.1%
HAR BODD I NORGE I 40 ÅR		1	0.1%
HAR BODD I NORGE I 13 ÅR		1	0.1%
HAR BODD I NORGE I 25 ÅR OG KJENNER MINE		1	0.1%
HAR BODD I NORGE I 29 ÅR		1	0.1%
HAR BODD I NORGE I 35 ÅR.		1	0.1%
HAR BODD I NORGE I MANGE ÅR		1	0.1%
HAR BODD I NORGE OG STEMTE I FLERE ÅR		1	0.1%
HAR BODD I NORGE SIDEN 1968!		1	0.1%
HAR BODD I NORGE SIDEN JEG VAR 6 ÅR.		1	0.1%
HAR BODD MER ENN 5 ÅR I SAMME KOMMUNE		1	0.1%
HAR BODD SÅ MANGE ÅR I NORGE AT JEG VIST		1	0.1%
HAR BOR I NORGE HELE LIVET		1	0.1%
HAR DELTATT VED FLERE VALG TIDLIGERE		1	0.1%
HAR FÅTT STEMMERETT KORT FRA DRAMMEN KOM		1	0.1%

File : NSD0477
SPM6SPES: Please specify:

Value	Label	Cases	Percentage
HAR GJORT MEG KJENT MED VALGLOVEN		1	0.1%
HAR JEG STEMMERETT SKAL KOMM. INVITERE		1	0.1%
HAR SPURT ANDRE		1	0.1%
HAR STEMTE FLERE GANGER FØR		1	0.1%
HAR STEMTE FØR		3	0.4%
HAR STEMTE I KOMMUNEVAL FØR		1	0.1%
HAR STEMTE SIDEN DEN NYE LOVEN KOM		1	0.1%
HAR STEMTE TIDLIGERE		1	0.1%
HAR STEMTE TIDLIGERE, NÅ ENEVELDETILF		1	0.1%
HAR STEMTE VED TIDLIGERE KOMMUNESTY		1	0.1%
HAR VISST DET EN STUND		1	0.1%
HAR VISST DET HELE TIDE PGA. FREMMELOVI		1	0.1%
HAR VISST DET I FLERE ÅR		1	0.1%
HAR VISST DET I MANGE ÅR		2	0.2%
HAR VISST DET LENGE		1	0.1%
HAR VISST DET LENGE, HUSKER IKKE HVOR		2	0.2%
HAR VISST DET SIDEN BESTEMMELSE KOM		1	0.1%

File : NSD0477

SPM6SPES: Please specify:

Value	Label	Cases	Percentage
HAR VISST ET I 20 ÅR		1	0.1%
HAR VIST DET SIDEN DET BLE VEDTATT		1	0.1%
HAR VÆRT I NORGE SIDEN 1957		1	0.1%
HATT STEMMERETT SIDEN JEG BLE GML.NOK		1	0.1%
HER BODD HER 32 ÅR		1	0.1%
HJEMME		1	0.1%
HOL VALGSTYRE		1	0.1%
HUSKER IKKE		9	1.1%
HUSKER IKKE ETTER 17 ÅR I NORGE		1	0.1%
HUSKER IKKE HVOR JEG FIKK VITE DET!		1	0.1%
HUSKER IKKE HVORDAN JEG FIKK VITE DET		1	0.1%
HUSKER IKKE MEN HAR STEMTE FLERE GANGER		1	0.1%
HUSKER IKKE, DET ER SÅ LENGE SIDEN		2	0.2%
HUSKER IKKE, DET ER SÅ MANGE ÅR SIDEN		1	0.1%
HUSKER IKKE, ER FOR LENGE SIDEN		1	0.1%
HUSKER IKKE, FØR JEG KOM TIL LANDET		1	0.1%
HUSKER IKKE, HAR BODD HER I 15 ÅR		1	0.1%
HUSKER IKKE, HAR STEMTE SIDEN 1983		1	0.1%
HUSKER IKKE, HAR VISST		1	0.1%

File : NSD0477

SPM6SPES: Please specify:

Value	Label	Cases	Percentage
DET I MANGE ÅR			
HUSKER IKKE, HATT STEMMERETT I 20 ÅR		1	0.1%
HUSKER IKKE, MEN HAR STEMTE TIDLIGERE		1	0.1%
HUSKER IKKE, MULIGENS NORSKE MEDIER		1	0.1%
HUSKER IKKE, LENGE SIDEN JEG FIKK VITE DE		1	0.1%
HUSKER IKKE. FØDT OG OPPVOKST HER		1	0.1%
HØRT DET PÅ GATA		1	0.1%
I DETTE SKJEMAET		1	0.1%
I POSTEN		1	0.1%
I RECIVED A VOTING CERTIFICATE		1	0.1%
I SKOLEN, OG I EN POLITISK U.ORG.		1	0.1%
I STEMMELOKAL EN GANG JEG STEMTE		1	0.1%
I WAS SENT A VOTING CARD		1	0.1%
IFF- INTRODUKSJON FOR FREMMEDE		1	0.1%
IFØLGE NORSKE LOVBESTEMME		1	0.1%
IKKE FÅTT BESKJED OM AT JEG KAN STEMME		1	0.1%
IKKE NORSK STATSBORGER		1	0.1%
INFORMASJON BLE SENDT I POSTEN		1	0.1%

File : NSD0477

SPM6SPES: Please specify:

Value	Label	Cases	Percentage
INFORMASJON FRA KOMMUNEN		1	0.1%
INFORMASJON: FRA VALSTYRET		1	0.1%
INFORMASJON: OM Å STEMME		1	0.1%
INGEN OPPLYSNING OM STEMMERETT		1	0.1%
INNKALLING TIL VALG		1	0.1%
INNVANDRERM OG ORGANI. ER BARE TULL		1	0.1%
INVIKASJON TIL VALGET/ MANNTALL		1	0.1%
ISLANDS AMBASSADE		1	0.1%
JAG HAR FÅTT DET TILSENDT I POSTEN		1	0.1%
JEG BESTEMTE MEG FOR Å IKKE STEMME		1	0.1%
JEG BLE TILSENDT ET VALGKORT		1	0.1%
JEG ER FØDT NORSK		1	0.1%
JEG ER IKKE HELT SIKKER		1	0.1%
JEG ER SELV I LIVE		1	0.1%
JEG ER UTENLANDSK STATSBORGER		1	0.1%
JEG FIKK EN STEMMESEDDE FRA BERGEN KOMM		1	0.1%
JEG FIKK IKKE VITE DET		1	0.1%
JEG FIKK NORS STATSBORGER: I ÅR		1	0.1%

File : NSD0477

SPM6SPES: Please specify:

Value	Label	Cases	Percentage
JEG FIKK STEMMESEDDE I POSTEN		1	0.1%
JEG FIKK TILSENDT STEMMESEDDE		2	0.2%
JEG FIKK TILSENDT VALGKORT		1	0.1%
JEG FIKK VALGKORT		1	0.1%
JEG FIKK VALGKORTET I POSTKASSA		1	0.1%
JEG FIKK VALGLISTENE		1	0.1%
JEG FØLGER MED TIDEN		1	0.1%
JEG HAR FÅTT ET BREV		1	0.1%
JEG HAR FÅTT VALGKORT I POSTEN		1	0.1%
JEG HAR IKKE STEMMERETT		1	0.1%
JEG HAR MOTTATT BROSJYRER		1	0.1%
JEG HAR RINGT TIL VALGLOKALET		1	0.1%
JEG HAR STEMT SISTE GANG		1	0.1%
JEG HAR VISST DET I MANGE ÅR		1	0.1%
JEG HAR VÆRT HER MER ENN 3 ÅR		1	0.1%
JEG MOTTOK EN STEMMESEDDE		1	0.1%
JEG STEMTE VED TIDLIGERE VALG		1	0.1%
JEG VAR SYK, EN VENN SPURTE FOR MEG		1	0.1%
JEG VET DET, DESSUTEN FÅR JEG VALGKORT		1	0.1%

File : NSD0477
SPM6SPES: Please specify:

Value	Label	Cases	Percentage
JEG VET IKKE HVILKE RETTIGHETER JEG HAR		1	0.1%
JEG VISSTE AT JEG HADDE STEMMERETT		1	0.1%
JEG VISSTE DET		1	0.1%
JEG VISSTE DET AUTOMATISK, MEN HUSKER IK		1	0.1%
JEG VISSTE IKKE AT JEG HADDE STEMMERETT		1	0.1%
JEG VISSTE IKKE OM DET		1	0.1%
JEG VISTE OM DET FRA DANMARK		1	0.1%
KAMERAT		1	0.1%
KJENNER REGELVERKET		1	0.1%
KJENNER TIL LOVVERKET		1	0.1%
KJENNSKAP TIL VALGLOV		1	0.1%
KJENT TIL MULIGHETEN I FLERE ÅR		1	0.1%
KJENTE TIL DETTE ETTER LANG BOTID I NORG		1	0.1%
KOMMUNEADM		1	0.1%
KOMMUNEN		3	0.4%
KOMMUNEN GAV OPPLYSNINGEF		1	0.1%
KOMMUNEN SENDTE UT MELDING PR.POST		1	0.1%
KOMMUNEN SENDTE VALGKORT TIL MEG		1	0.1%
KOMMUNESTY OG FYLKESTINGSV		1	0.1%

File : NSD0477
SPM6SPES: Please specify:

Value	Label	Cases	Percentage
KONTROLLERT I "VALGLOVEN"		1	0.1%
KORT BLE SENDT		1	0.1%
KORT FRA STEMMELOKAL		1	0.1%
KORT I POSTEN		1	0.1%
KORT I POSTEN OM HVOR JEG KUNNE STEMME		1	0.1%
KORT KOM I POSTEN		1	0.1%
KURS FOR UTLENDINGER		1	0.1%
LAPP I POSTEN SOM SA HVOR JEG KUNNE STEM		1	0.1%
LEKSIKON		1	0.1%
LESTE DET I AVISEN		1	0.1%
LESTE DET I UTLENDINGBR.		1	0.1%
LESTE LOVSAMLINGA		1	0.1%
LESTE SELV LOVVERKET		1	0.1%
LOKAL KOMMUNE VALGSTYRET		1	0.1%
LOVBOKA		1	0.1%
LÆREBOK		1	0.1%
LÆREBOKER PÅ SKOLER/ KURS		1	0.1%
LÆRER		1	0.1%
LÆRT DET PÅ SKOLEN		1	0.1%
LÆRT PÅ NORSK KURS		1	0.1%
LÆRTE DET I 9. KLASSE PÅ SKOLEN		1	0.1%
LÆRTE OM DET NORSKE SAMF. PÅ GRUNNKURSET		1	0.1%
MAN HAR STEMMERETT		1	0.1%

File : NSD0477
SPM6SPES: Please specify:

Value	Label	Cases	Percentage
ETTER ET ANTALL ÅR			
MANNTALLSKO		1	0.1%
MANTALLET		1	0.1%
MANTALLISTE HOS KOMMUNEN		1	0.1%
MEDDELELSE DIREKTE FRA KOMMUNEN		1	0.1%
MER ENN 17 ÅRS OPPHOLD I NORGE		1	0.1%
MIN BROR RINGTE TIL RÅDHUSET FORRIGE GAN		1	0.1%
MOTTAT STEMMEKORT		1	0.1%
MOTTAT VALGKORT		1	0.1%
MOTTATT INFORMASJON		1	0.1%
MOTTATT STEMMEKORT		1	0.1%
MOTTATT STEMMESEDDE		1	0.1%
MOTTATT STEMMESEDDE FOR MEG OG KONA		1	0.1%
MOTTOK EN STEMMESEDDE		1	0.1%
MOTTOK IKKE STEMMEKORT		1	0.1%
MOTTOK SKJEMA FRA KOMMUNEN		1	0.1%
MOTTOK STEMMEKORT		2	0.2%
MOTTOK STEMMESEDDE		2	0.2%
MOTTOK STEMMESEDDE FRA VALGLOKALE		1	0.1%
MOTTOK STEMMESEDDE I POSTEN		3	0.4%
MOTTOK VALGKORT		1	0.1%
MOTTOK VALGKORT FRA		1	0.1%

File : NSD0477

SPM6SPES: Please specify:

Value	Label	Cases	Percentage
VALGSTYRE PER POST			
MOTTOK VALGKORT I POSTEN		1	0.1%
N.B. LOKALE POLITIKERE VISSTE DET IKKE!		1	0.1%
NASSER ADLY		1	0.1%
NORDISK		1	0.1%
NORSK LOVSAMLING		1	0.1%
NORSK PASS OG BODD I NORGE HELE MITT LIV		1	0.1%
NORSKKURS FOR FREMME SPRÅ		1	0.1%
NOTIS PÅ VALGSTEDET		1	0.1%
NUO - NORSKE LÆRERE		1	0.1%
NÅ, FRA DENNE UNDERSØKELS		1	0.1%
NÅR JEG FIKK STEMMEKORT		1	0.1%
NÅR JEG FIKK VALGKORT FRA KOMMUNEN		1	0.1%
NÅR JEG NÅDDE STEMMEBERET ALDER		1	0.1%
NÅR ORDNINGEN TRÅDTE I KRAFT		1	0.1%
NÅR VALGKORTET KOM I POSTEN		1	0.1%
OFFENTLIF INFORMASJON I AVISER		1	0.1%
ORDFØREREN INFORMERTE MEG		1	0.1%
ORIENTERT FØR		1	0.1%

File : NSD0477

SPM6SPES: Please specify:

Value	Label	Cases	Percentage
FLYTTING TIL NORGE			
OSLO KOMMUNE		1	0.1%
OSLO VALGKOMMISJON SENDTE STEMMEKORT		1	0.1%
OSLO VALGSTYRE		1	0.1%
PAPIRER FRA KOMMUNE		1	0.1%
PLEIER Å STEMME		1	0.1%
POLITI		1	0.1%
POLITIETS FREMMEDKONFERANSER SOM GA OPPLYNING		1	0.1%
POLLING CARD FROM THE KOMMUNE-INFORM.		1	0.1%
PRØVEVALG PÅ VIDREGÅENDE SKOLE		1	0.1%
PÅ EGET INITIATIV		1	0.1%
PÅ NORSK KURS		1	0.1%
PÅ NORSKKURS		1	0.1%
PÅ PRIVATSKOLEN		1	0.1%
PÅ SKOLEN		9	1.1%
PÅ SKOLEN (NORSKKURS)		1	0.1%
PÅ SKOLEN FOR 6 ÅR SIDEN		1	0.1%
PÅ SKOLEN I 1993. VI HADDE SAMFUNNSFACILITETER		1	0.1%
PÅ SPØRSMÅL 1 !!		1	0.1%
RADIO LATINAMERIKA		1	0.1%
RECEIVED VOTING CARD IN MAIL		1	0.1%

File : NSD0477

SPM6SPES: Please specify:

Value	Label	Cases	Percentage
RECIEVED A VOTING CARD THROUGH THE POST		1	0.1%
REKLAME I POSTKASSE HJEM		1	0.1%
RINGTE SELV KOMM. ADM.		1	0.1%
RINGTE TIL KOMMUNEN		1	0.1%
RUTH MARGIT JENSEN		1	0.1%
SAMFUNNSBOK		1	0.1%
SAMFUNNSLÆR		1	0.1%
SANDEFJORD POLITIKAMMEI		1	0.1%
SCHOOL		1	0.1%
SJEKKET DET OPP SELV		1	0.1%
SJEKKET I MANTALLET		1	0.1%
SKAFFET INFO. SELV		1	0.1%
SKOLE		14	1.7%
SKOLE (UNGDOMSSKC		1	0.1%
SKOLE FOR 20 ÅR SIDEN+FIKK STEMMEKORT		1	0.1%
SKOLE I HJEMLANDET		1	0.1%
SKOLEBØKER		1	0.1%
SKOLEN		7	0.8%
SPRÅKSKOLE		1	0.1%
SPURTE OM MINE RETTIGHETER PÅ OFF.KONTOR		1	0.1%
SSB		1	0.1%
SSB, intervjukontoret		1	0.1%
STATISTISK ENTRALBYRÅ		1	0.1%
STATISTISK SENTRALBYRÅ		2	0.2%
STATISTISK SENTRALBYRÅ INTERVJUSEKS		1	0.1%

File : NSD0477
SPM6SPES: Please specify:

Value	Label	Cases	Percentage
STATISTISK SENTRALBYRÅ PGA. DETTE		1	0.1%
STEMMEKORT		1	0.1%
STEMMEKORT FRA VALGREGISTEF		1	0.1%
STEMMEKORT I POSTEN		4	0.5%
STEMMEKORT I POSTEN, DÅRLIG INFORMASJON		1	0.1%
STEMMEKORT KOM I POSTEN		2	0.2%
STEMMEKORTE KOM I POSTKASSEN		1	0.1%
STEMMERETTK		1	0.1%
STEMMESEDDE		1	0.1%
STEMMESEDDE BLE SENDT TIL MEG		1	0.1%
STEMMESEDDE I POSTEN		1	0.1%
STEMMESEDDE I POSTKASSA		1	0.1%
STEMMESEDDE KOM I POSTEN		1	0.1%
STEMMESEDDE M/NAVN I POSTEN		1	0.1%
STEMMESEDDE TILSENDT		1	0.1%
STEMT TIDLIGERE + VALGKORT		1	0.1%
STORTINGSVEI		1	0.1%
STUDERT NORGES LOVER+FIKK VALGKORT		1	0.1%
STUDERTE SAMFUNNSFAC		1	0.1%
STUDIER		1	0.1%
STUDIER I NORGE OG OPPHOLD HER I 38 ÅR		1	0.1%
SUNN FORNUFT		1	0.1%

File : NSD0477

SPM6SPES: Please specify:

Value	Label	Cases	Percentage
SÅ PÅ LISTE OVER STEMMEBERET		1	0.1%
SØKTE INFORMASJON SELV		1	0.1%
SØR-ODAL KOMMUNE		1	0.1%
TENKTE IKKE PÅ DET FØR OPPROPET KOM I PO		1	0.1%
TERHIR TRONI		1	0.1%
TIDLIGERE ERFARING		1	0.1%
TIDLIGERE SPURT FINLANDS AMBASSADE		1	0.1%
TILFELDIG GJENNOM EN BEKJENT		1	0.1%
TILFELDIGHET, MIN KONE		1	0.1%
TILFELDIGT		1	0.1%
TILSENDELSE AV STEMMESEDDE		1	0.1%
TILSENDT FRA KOMMUNEN HVILKEN KRETS JEG		1	0.1%
TILSENDT OPPLYSNINGER OM VALGLOKALE		1	0.1%
TILSENDT STEMMEKORT		1	0.1%
TILSENDT STEMMESEDDE		2	0.2%
TILSENDT VALGBLANKET		1	0.1%
TILSENDT VALGKORT		12	1.4%
TILSENDT VALGKORT I POSTEN		1	0.1%
TILSENDTE VALGKORT		1	0.1%
TOK DET SOM EN SELVFØLGE SOM SKATTEBETAL		1	0.1%

File : NSD0477
SPM6SPES: Please specify:

Value	Label	Cases	Percentage
TRODDE IKKE UTEN L.ST.B. KUNNE STEMME		1	0.1%
TRODDE JEG MÅTTE VÆRE NORSK STATSBORGER		1	0.1%
TRONDHEIM KOMMUNE		1	0.1%
TRONDHEIM VALGSTYRE		1	0.1%
TRONDHEIMS KOMMUNEVAL		1	0.1%
UNDER UTDANNING VED DISTRIKTSHØY		1	0.1%
UNDERSØKTE OM JEG STO I MANTALLET		1	0.1%
UT FRA NORSK LOV		1	0.1%
UTDANNINGSIN		1	0.1%
UTLENDINGSFC		1	0.1%
VALG KORT		2	0.2%
VALGBROSJYR FRA KOMMUNEN		1	0.1%
VALGKORT		14	1.7%
VALGKORT FRA KOMMUNEN		2	0.2%
VALGKORT FRA RANDABERG KOMMUNE		1	0.1%
VALGKORT FRA RÅDUSET KOM I POSTEN		1	0.1%
VALGKORT I POSTEN		5	0.6%
VALGKORT I POSTEN (KORT INFORMASJON:		1	0.1%
VALGKORT KOM I POSTEN		3	0.4%
VALGKORT SOM SENDES TIL MEG		1	0.1%

File : NSD0477
SPM6SPES: Please specify:

Value	Label	Cases	Percentage
VALGKORT TILSENDT		1	0.1%
VALGKORT TILSENDT AV KOMMUNEN		1	0.1%
VALGKORTET		1	0.1%
VALGKORTET I POSTEN		1	0.1%
VALGKORTET JEG FIKK		1	0.1%
VALGKORTET KOM I POSTEN		1	0.1%
VALGKORTET TILSENDT		1	0.1%
VALGMATERIE FOR SEINT FRA KOMMUNEN		1	0.1%
VALGSEDEL FOR 1. GANG I ÅR		1	0.1%
VALGSEDELE FÅTT AV VALGARRANGS		1	0.1%
VALGSKJEMA / KORT		1	0.1%
VALGSSEDLER TIL INNVANDRERE SKULLE ØKE		1	0.1%
VALGSTYRET		1	0.1%
VALGÅRET		1	0.1%
VANLIG OFFENTLIG INGO		1	0.1%
VANLIG SKOLEUTDANN		1	0.1%
VANSKELIG Å AVGJØRE HVOR		1	0.1%
VAR BORTREIST I FORBINDELSE MED JOBBEN		1	0.1%
VED DETTE SKJEMAET		1	0.1%
VED NORSK UNDERVISNING		1	0.1%
VED TILSENDING AV VALGKORT		1	0.1%

File : NSD0477
SPM6SPES: Please specify:

Value	Label	Cases	Percentage
VED TILSENDT VALGKORT		1	0.1%
VED Å FÅ TILSENDT STEMMEKORT		1	0.1%
VED Å FÅ VALGKORT FRA KOMMUNEN		1	0.1%
VED Å RINGE AP'S KONTOR I SARPSBORG		1	0.1%
VENNER		1	0.1%
VER MER SIKKER DA JEG FIKK VALGKORTET		1	0.1%
VET AT DET ER SÅNN		1	0.1%
VET AT JEG HAR STEMMERETT VED KOMM.VALGE		1	0.1%
VET DET FRA FØR, HAR BODD I NORGE LENGE		1	0.1%
VET DET SIDEN SKOLEN PÅ 70-TALLET		1	0.1%
VET DETTE FRA TIDLIGERE VALG		1	0.1%
VET IKKE		2	0.2%
VET IKKE , MEN VALGKORT BLE SENDT		1	0.1%
VET IKKE AT JEG HAR STEMMERETT		1	0.1%
VET IKKE, HUSKER IKKE		1	0.1%
VET OM MIN STEMMERETT TIL KOMMUNEVAL		1	0.1%
VIA NEDERLANDSK KONSULAT		1	0.1%

File : NSD0477

SPM6SPES: Please specify:

Value	Label	Cases	Percentage
VIDEREGÅEND SKOLE		1	0.1%
VISSTE DET DA JEG HAR FÅTT STEMMEKORT		1	0.1%
VISSTE DET FRA FØR		5	0.6%
VISSTE DET FRA TIDLIGERE VALG		1	0.1%
VISSTE DET IKKE		1	0.1%
VISSTE DET IKKE FØR JEG FIKK VALGKORTET		1	0.1%
VISSTE DET SELV		1	0.1%
VISSTE DET, ALLE SKANDINAVER HAR ST.RETT		1	0.1%
VISSTE DET. HAR BODD I NORGE LENGE		1	0.1%
VISSTE IKKE AT JEG HADDE STEMMERETT		2	0.2%
VISSTE IKKE FØR JEG FIKK VALGKORT I POST		1	0.1%
VOTING INFORMATION NOTE		1	0.1%
VÆRT I NORGE I 20 ÅR, ALLTID VISST DET.		1	0.1%
VÆRT REISTRERT I MANNTALLET I MANGE ÅR		1	0.1%
allment kunnskap		1	0.1%
av en norsk vennine		1	0.1%
bodd her i snart 35 år		1	0.1%
bodd i norge siden 1976		1	0.1%

File : NSD0477

SPM6SPES: Please specify:

Value	Label	Cases	Percentage
brev fra ssb		1	0.1%
council news sheet "Bæringen"		1	0.1%
da jeg fikk tilsendtvalgkort.		1	0.1%
det var kommet valg-kort i mitt navn.		1	0.1%
en politisk kandidatfortalte det.		1	0.1%
er skandinav		1	0.1%
fikk info om valglokalet sendt hjem.		1	0.1%
fikk info på kurs		1	0.1%
fikk stemmekort		1	0.1%
fikk tilsendt stemmeseddel		1	0.1%
fikk tilsendt stemmeseddel		1	0.1%
fikk tilsendt valgdokumentasjon		1	0.1%
fikk valgkort		1	0.1%
fikk valgkort i posten.		1	0.1%
fikk vite 1.gang jeg hadde stemmerett		1	0.1%
fra fagforeningen		1	0.1%
fra min egen kulturforening.		1	0.1%
fra valgkort		1	0.1%
får tilsendt stemmeddel.		1	0.1%
fått stemmekort via posten		1	0.1%
gjennom venner på skolen.		1	0.1%
had participated in elections before		1	0.1%
hadde mottatt valgkort.		1	0.1%
har alltid visst det		1	0.1%
har bodd lenge nok til å vite		1	0.1%

File : NSD0477

SPM6SPES: Please specify:

Value	Label	Cases	Percentage
har undersøkt tidligere off kontor		1	0.1%
hisker ikke. bodd her i 22 år		1	0.1%
husker ikke		1	0.1%
i norskklassen		1	0.1%
info fra venner		1	0.1%
info i posten.		1	0.1%
jeg fikk stemmesedd.visste ikke hvorfra		1	0.1%
jeg har fått stemmeseddel		1	0.1%
jeg husker ikke jobb		1	0.1%
lærte det på skolen.		1	0.1%
mantallet		1	0.1%
motok stemmekort		1	0.1%
mottatt valgkort		1	0.1%
navnet mitt står på listen		1	0.1%
on receiving voting card 4 years ago		1	0.1%
pensjonistforening		1	0.1%
posten		1	0.1%
received elections card		1	0.1%
recieved the vote card		1	0.1%
røstkortet		1	0.1%
skole		5	0.6%
skole for norskundervisning		1	0.1%
stemmekortet.		1	0.1%
stemmeseddel i posten		1	0.1%
stemmesedel		1	0.1%
undersøkte på egenhånd i lovverket		1	0.1%
valgkort.		1	0.1%
valgkortet		3	0.4%
var ikke klar over stemmeretten		1	0.1%

File : NSD0477

SPM6SPES: Please specify:

Value	Label	Cases	Percentage
ved info om valglokalet.		1	0.1%
ved mottak av valgkort		1	0.1%
venner		2	0.2%
venner,familie		1	0.1%
vet at jeg har stemmerett i norge		1	0.1%
vet det selv - kjenner reglene		1	0.1%
via post		1	0.1%
visste fra før		1	0.1%
visste ikke at jeg hadde slik rett.		1	0.1%
voksenopplæring på gymnas.		1	0.1%
voter registration form		1	0.1%
voting paper arrived in post		1	0.1%

Warning: these figures indicate the number of cases found in the data file. They cannot be interpreted as summary statistics of the population of interest.

KJONN: IO sex

Information	[Type= continuous] [Format=numeric] [Range= 1-2] [Missing=*]
Statistics [NW/ W]	[Valid=3015 /-] [Invalid=0 /-]
Literal question	IO sex.
Concepts	Gender

Value	Label	Cases	Percentage
1	Male	1488	49.4%
2	Female	1527	50.6%

Warning: these figures indicate the number of cases found in the data file. They cannot be interpreted as summary statistics of the population of interest.

INNV_AAR: IOs year of immigration

Information	[Type= continuous] [Format=numeric] [Range= 64-92] [Missing=*]
Statistics [NW/ W]	[Valid=3015 /-] [Invalid=0 /-]
Literal question	IOs year of immigration.
Concepts	Foreigners

BO_FYLKE: IOs county of residence

Information	[Type= continuous] [Format=numeric] [Range= 1-20] [Missing=*]
Statistics [NW/ W]	[Valid=3015 /-] [Invalid=0 /-]
Literal question	IOs county of residence.
Concepts	Place of residence

Value	Label	Cases	Percentage
1	ØSTFOLD	133	4.4%

File : NSD0477

BO_FYLKE: IOs county of residence

Value	Label	Cases	Percentage
2	AKERSHUS	397	13.2%
3	OSLO	951	31.5%
4	HEDMARK	67	2.2%
5	OPPLAND	72	2.4%
6	BUSKERUD	173	5.7%
7	VESTFOLD	118	3.9%
8	TELEMARK	67	2.2%
9	AUST-AGDER	55	1.8%
10	VEST-AGDER	112	3.7%
11	ROGALAND	267	8.9%
12	HORDALAND	215	7.1%
14	SOGN OG FJORDANE	35	1.2%
15	MØRE OG ROMSDAL	62	2.1%
16	SØR-TRØNDELAG	124	4.1%
17	NORD-TRØNDELAG	32	1.1%
18	NORDLAND	50	1.7%
19	TROMS	50	1.7%
20	FINNMARK	35	1.2%

Warning: these figures indicate the number of cases found in the data file. They cannot be interpreted as summary statistics of the population of interest.

PERSKODE: IOs personal code

Information	[Type= continuous] [Format=numeric] [Range= 1-3] [Missing=*]
Statistics [NW/ W]	[Valid=3015 /-] [Invalid=0 /-]
Literal question	IOs personal code.
Concepts	Data

Value	Label	Cases	Percentage
1	REFERANSEPERSON I FAMILIEN	1814	60.2%
2	EKTEFELLE I FAMILIEN	969	32.1%
3	BARN	232	7.7%

Warning: these figures indicate the number of cases found in the data file. They cannot be interpreted as summary statistics of the population of interest.

SIVSTAND: IOs civil status

Information	[Type= continuous] [Format=numeric] [Range= 1-6] [Missing=*]
Statistics [NW/ W]	[Valid=3015 /-] [Invalid=0 /-]
Literal question	IOs civil status
Concepts	Marital status

Value	Label	Cases	Percentage
1	Unmarried	773	25.6%
2	Married	1836	60.9%
3	Widow, widower	76	2.5%
4	Divorced	207	6.9%
5	Separated	120	4.0%
6	Not answered	3	0.1%

Warning: these figures indicate the number of cases found in the data file. They cannot be interpreted as summary statistics of the population of interest.

File : NSD0477

UTDANN94: IOs highest education pr 1994.12.31

Information [Type= continuous] [Format=numeric] [Range= 0-9] [Missing=*]

Statistics [NW/ W] [Valid=3009 /-] [Invalid=6 /-]

Literal question IOs highest education pr 1994.12.31

Concepts Educational background

Value	Label	Cases	Percentage
0	No education	37	1.2%
1	Primary level	58	1.9%
2	Secondary level	294	9.8%
3	UTD. PÅUpper secondary level	388	12.9%
4	High school	581	19.3%
5	University and college courses Level 1	302	10.0%
6	University and college courses Level 2	294	9.8%
7	University and college courses Level 3	184	6.1%
8	Research level	49	1.6%
9	Unknown education	822	27.3%

Warning: these figures indicate the number of cases found in the data file. They cannot be interpreted as summary statistics of the population of interest.

ALDER95: IOs age pr 1995.12.31

Information [Type= continuous] [Format=numeric] [Range= 18-93] [Missing=*]

Statistics [NW/ W] [Valid=3015 /-] [Invalid=0 /-]

Literal question IOs age pr 1995.12.31

Concepts Age

ALDGR: IOs age in the age group

Information [Type= continuous] [Format=numeric] [Range= 1-8] [Missing=*]

Statistics [NW/ W] [Valid=3015 /-] [Invalid=0 /-]

Literal question IOs age in the age group.

Concepts Age

Value	Label	Cases	Percentage
1	18-24	308	10.2%
2	25-34	942	31.2%
3	35-44	854	28.3%
4	45-54	506	16.8%
5	55-64	245	8.1%
6	65-74	119	3.9%
7	75-84	31	1.0%
8	85 and older	10	0.3%

Warning: these figures indicate the number of cases found in the data file. They cannot be interpreted as summary statistics of the population of interest.

MANNTALL: Census data

Information [Type= continuous] [Format=numeric] [Range= 1-2] [Missing=*]

Statistics [NW/ W] [Valid=3015 /-] [Invalid=0 /-]

Literal question Census data

Concepts Data

File : NSD0477**# MANNTALL: Census data**

Value	Label	Cases	Percentage
1	Has voted	1578	52.3%
2	Has not voted	1437	47.7%

Warning: these figures indicate the number of cases found in the data file. They cannot be interpreted as summary statistics of the population of interest.

MANN_FYL: County respondent voted in

Information	[Type= continuous] [Format=numeric] [Range= 1-20] [Missing=*]
Statistics [NW/ W]	[Valid=1578 /-] [Invalid=1437 /-]
Literal question	County respondent voted in.
Concepts	Voting

Value	Label	Cases	Percentage
1	ØSTFOLD	73	4.6%
2	AKERSHUS	225	14.3%
3	OSLO	555	35.2%
4	HEDMARK	21	1.3%
5	OPPLAND	29	1.8%
6	BUSKERUD	96	6.1%
7	VESTFOLD	50	3.2%
8	TELEMARK	28	1.8%
9	AUST-AGDER	20	1.3%
10	VEST-AGDER	38	2.4%
11	ROGALAND	128	8.1%
12	HORDALAND	127	8.0%
14	SOGN OG FJORDANE	16	1.0%
15	MØRE OG ROMSDAL	24	1.5%
16	SØR-TRØNDELAG	71	4.5%
17	NORD-TRØNDELAG	9	0.6%
18	NORDLAND	23	1.5%
19	TROMS	27	1.7%
20	FINNMARK	18	1.1%

Warning: these figures indicate the number of cases found in the data file. They cannot be interpreted as summary statistics of the population of interest.

STATSBRG: IOs citizenship code

Information	[Type= continuous] [Format=numeric] [Range= 101-990] [Missing=*]
Statistics [NW/ W]	[Valid=3015 /-] [Invalid=0 /-]
Literal question	IOs citizenship code.
Concepts	Citizenship

STRATUM: IOs stratum number

Information	[Type= continuous] [Format=numeric] [Range= 1-7] [Missing=*]
Statistics [NW/ W]	[Valid=3015 /-] [Invalid=0 /-]
Literal question	IOs stratum number.
Concepts	Data

File : NSD0477

STRATUM: IOs stratum number

Value	Label	Cases	Percentage
1	STRATUM 1	177	5.9%
2	STRATUM 2	172	5.7%
3	STRATUM 3	193	6.4%
4	STRATUM 4	202	6.7%
5	STRATUM 5	468	15.5%
6	STRATUM 6	316	10.5%
7	STRATUM 7	1487	49.3%

Warning: these figures indicate the number of cases found in the data file. They cannot be interpreted as summary statistics of the population of interest.

SKODE: IOs stratum code referred to weighting

Information	[Type= continuous] [Format=numeric] [Range= 101-805] [Missing=*]
Statistics [NW/ W]	[Valid=3015 /-] [Invalid=0 /-]
Literal question	IOs stratum code referred to weighting
Concepts	Data

Value	Label	Cases	Percentage
101	DANMARK	177	5.9%
103	FINLAND	117	3.9%
105	ISLAND	65	2.2%
106	SVERIGE	172	5.7%
111	ØST-EUROPA ELLERS	50	1.7%
112	VEST-EUROPA ELLERS	97	3.2%
117	FRANKRIKE	43	1.4%
125	RST-JUGOSLAVIA	96	3.2%
127	NEDERLAND	101	3.3%
131	POLEN	72	2.4%
139	STORBRITANNIA	193	6.4%
141	SVEITS	36	1.2%
143	TYRKIA	74	2.5%
144	TYSKLAND	169	5.6%
203	AFRIKA ELLERS	80	2.7%
246	ETIOPIA	47	1.6%
260	GHANA	22	0.7%
303	MAROKKO	37	1.2%
346	SOMALIA	53	1.8%
404	ASIA ELLERS	78	2.6%
424	SRI LANKA	121	4.0%
428	FILIPPINENE	64	2.1%
444	INDIA	63	2.1%
452	IRAK	37	1.2%
456	IRAN	155	5.1%
484	KINA	33	1.1%
534	PAKISTAN	156	5.2%
568	THAILAND	39	1.3%

File : NSD0477**# SKODE: IOs stratum code referred to weighting**

Value	Label	Cases	Percentage
575	VIETNAM	140	4.6%
612	CANADA	38	1.3%
616	AMERIKA ELLERS	49	1.6%
684	USA	202	6.7%
725	CHILE	108	3.6%
805	OSEANIA	31	1.0%

Warning: these figures indicate the number of cases found in the data file. They cannot be interpreted as summary statistics of the population of interest.

VEKT_S: Weight

Information	[Type= continuous] [Format=numeric] [Missing=*]
Statistics [NW/ W]	[Valid=3015 /-] [Invalid=0 /-]
Literal question	Weight.
Concepts	Data