

**Norway**

**Valen, Henry, Institute for Social Research, Oslo**  
**Aardal, Bernt, Institute for Social Research, Oslo**

## **Norwegian Election Study 1985**

### **Study Documentation**

December 16, 2017

# Metadata Production

<b>Metadata Producer(s)</b>	Norwegian Social Science Data Services (NSD)
<b>Production Date</b>	December 30, 2012
<b>Version</b>	
<b>Identification</b>	NSD0064

# Table of Contents

<a href="#">Overview</a>	4
<a href="#">Scope &amp; Coverage</a>	4
<a href="#">Producers &amp; Sponsors</a>	5
<a href="#">Sampling</a>	5
<a href="#">Data Collection</a>	5
<a href="#">Accessibility</a>	5
<a href="#">Rights &amp; Disclaimer</a>	5
<a href="#">Files Description</a>	6
<a href="#">NSD0064</a>	6
<a href="#">Variables Group(s)</a>	7
<a href="#">All variables</a>	7
<a href="#">Background information</a>	29
<a href="#">Political interest, activity and knowledge</a>	33
<a href="#">Attitudes towards political questions</a>	35
<a href="#">View on economy and labour</a>	38
<a href="#">Attitudes towards politics and society</a>	39
<a href="#">Party identification and party symbol</a>	41
<a href="#">Compliance respondent-party in political issues</a>	42
<a href="#">Right-left dimension</a>	49
<a href="#">Election and voting</a>	50
<a href="#">Interview technical informantion</a>	51
<a href="#">Variables Description</a>	52
<a href="#">NSD0064</a>	53

## Norwegian Election Study 1985

Overview	
<b>Type</b>	Norwegian Election Studies
<b>Identification</b>	NSD0064
<b>Version</b>	Production Date: 2012-03-30 <u>Notes</u> Data from Statistics Norway are documented and prepared, second NSD edition.
<b>Series</b>	The Norwegian Election Research Programme was launched in the middle of the 1950's, under the direction of The Institute for Social Research. Henry Valen and Stein Rokkan were responsible for the programme. The programme co-operated with Norsk Gallup Institute A/S for sample survey data collection in the election studies covering the Storting elections in 1957, 1965, 1969 and 1973. Since 1977 the programme has co-operated with Statistics Norway (SSB) for the data collection for these studies. The election studies are intended to give statistical data for research covering elections and political processes in Norway. Since the start of the Norwegian Election Programme Professor Henry Valen has been the key administrator, but in 1985 Bernt Aardal took over as executive manager.
<p><b><u>Abstract</u></b></p> <p>The Norwegian Election Research Programme was launched in the middle of the 1950's, under the direction of The Institute for Social Research. Henry Valen and Stein Rokkan were responsible for the programme. The programme co-operated with Norsk Gallup Institute A/S for sample survey collection in the election studies covering the Storting elections in 1957, 1965, 1969 and 1973. In these first studies interviews were carried out both before and after the elections. From 1977 the programme has co-operated with Statistics Norway (SSB) for the data collection in these studies. After 1977 interviewing has only been done after the elections. The 1985 election study was the seventh study to be carried out under this research programme. The election studies are intended to give statistical data for research covering elections and political processes in Norway. Since the start of the Norwegian Election Programme Professor Henry Valen has been the key administrator, but in 1985 Bernt Aardal took over as executive manager.</p> <p>For access to the dataset, use the NSD application form:</p> <p><a href="http://www.nsd.uib.no/nsd/english/order.html">http://www.nsd.uib.no/nsd/english/order.html</a></p>	
<b>Kind of Data</b>	Survey data
<b>Unit of Analysis</b>	Individual

Scope & Coverage	
<b>Keywords</b>	Politics, Elections, Political participation, Political attitudes, Voting, Mass media
<b>Topics</b>	Elections
<b><u>Time Period(s)</u></b>	1985
<b><u>Countries</u></b>	Norway
<b><u>Geographic Coverage</u></b>	
Country	
<b><u>Universe</u></b>	
Sample from the part of the population entitled to vote under the age of 80.	

<b>Producers &amp; Sponsors</b>	
<b>Primary Investigator(s)</b>	Valen, Henry, Institute for Social Research, Oslo Aardal, Bernt, Institute for Social Research, Oslo
<b>Other Producer(s)</b>	Statistics Norway (SSB)
<b>Funding Agency/ies</b>	The Research Council of Norway (NFR)

<b>Sampling</b>
<p><b><u>Sampling Procedure</u></b> National 2-stage stratified random sample, stratification by geography, population density and occupational structure, sampling procedure developed by SSB</p> <p>Gross sample: 3.000 Net sample: 2.180 Response rate: 72,6 %</p>

<b>Data Collection</b>	
<b>Data Collection Dates</b>	start 1985-09-01 end 1985-10-29
<b>Time Period(s)</b>	single 1985
<b>Data Collection Mode</b>	Face-to-face interview
<b>Data Collector(s)</b>	Statistics Norway (SSB)

<b>Accessibility</b>	
<b>Distributor(s)</b>	Norwegian Social Science Data Services
<p><b><u>Access Conditions</u></b> Application for access to the data has to include name, institutional affiliation, project title, information about sources of financing, postal address. A declaration of secrecy has to be signed before delivery of data.</p>	
<p><b><u>Citation Requirements</u></b> Users are obliged to refer to producer and distributor of the data by writing the following in forewords or footnotes in eventual publications: "(Some of) the data applied in the analysis in this publication are based on "Norwegian Election Study 1985". The survey was financed by The Research Council of Norway. The data are provided by Statistics Norway, and prepared and made available by the Norwegian Social Science Data Services (NSD). Neither Statistics Norway, The Research Council of Norway nor NSD are responsible for the analysis/interpretation of the data presented here.</p>	

<b>Rights &amp; Disclaimer</b>	
<p><b><u>Disclaimer</u></b> Neither Henry Valen, Bernt Aardal, Institute for Social Research, Neither Statistics Norway, The Research Council of Norway nor NSD are responsible for the analysis/interpretation of the data presented here.</p>	
<b>Copyright</b>	Copyright (C) 1986 Statistics Norway

# Files Description

Dataset contains 1 file(s)

<b>NSD0064</b>	
<b># Cases</b>	2180
<b># Variable(s)</b>	324

# Variables Group(s)

Dataset contains 11 group(s)

Group All variables							
#	Name	Label	Type	Format	Valid	Invalid	Question
1	V14	Year of birth	continuous	numeric-2.0	2180	0	Year of birth.
2	V16	Gender	discrete	numeric-1.0	2180	0	Gender.
3	V31	Number of contacts by telephone	continuous	numeric-1.0	1944	236	Number of contacts by telephone?
4	V32	Number of personal visits	continuous	numeric-1.0	1977	203	Number of personal visits?
5	V33	Address contacted at, if other than on respondent list	discrete	numeric-1.0	151	2029	Contact address?
6	V38	Urban/rural area	discrete	numeric-1.0	1867	313	Urban/rural area?
7	V43	Result of field work	discrete	numeric-1.0	2084	96	Result of field work.
8	V53	Interview length in minutes	continuous	numeric-2.0	1982	198	Interview length in minutes?
9	V55	Was an appointment for the interview made in advance?	discrete	numeric-1.0	2133	47	Was an appointment for the interview made in advance?
10	V60	Where did you grow up 85	discrete	numeric-1.0	2176	4	Did you grow up in this municipality (town), or have you moved here since childhood?
11	V61	What county did you grow up in	discrete	numeric-1.0	18	2162	What county did you grow up in ... .. Irrelevant, grew up in a country other than Norway.
12	V64	Urban area grew up 85	discrete	numeric-1.0	1008	1172	Would yo usay that the place where you grew up was purely a rural area, an urban/suburban area, an ordinary town, or one of the country's largest torns or cities?
13	V65	Political interest	discrete	numeric-1.0	2180	0	Now we will look at some political issues. Would you say that you are generally very politically interested, fairly interested, somewhat interested, or not at all interested?
14	V66	Type of political interest	discrete	numeric-1.0	2165	15	What are you most interested: foreign policy issues, that which happens in the municipality or Norwegian domestic politics?
15	V67	Most important issue when voting i	discrete	numeric-2.0	2167	13	Let's look back at the elections this fall. Can you name one or two things that were particularly important to your voting ... .. 1. First issue.
16	V69	Most important issue when voting ii	discrete	numeric-2.0	1612	568	Let's look back at the elections this fall. Can you name one or two things that were particularly important to your voting ... .. 2. Second issue.
17	V71	Do you have an opinion about the NATO-question?	discrete	numeric-1.0	2161	19	<a href="#">V71 question details</a>
18	V72	Opinion about the NATO-alliance	discrete	numeric-1.0	1765	415	Many are the of the opinion that we should continue to be a member in the NATO alliance, while others believe that our membership should be abolished, what is your opinion?

#	Name	Label	Type	Format	Valid	Invalid	Question
19	V73	Definite opinion NATO? 85	discrete	numeric-1.0	1762	418	Do you have a definite opinion in this (NATO) question, or are you more uncertain?
20	V74	Opinion towards developmental aid	discrete	numeric-1.0	2173	7	<a href="#">V74 question details</a>
21	V75	Definite opinion development aid? 85	discrete	numeric-1.0	2166	14	Do you have a definite opinion on this (developmental aid) issue, or are you more uncertain?
22	V76	Nuclear weapons free zones	discrete	numeric-1.0	2171	9	Are you for or against the proposal to introduce nuclear weapons free zones in Scandinavia and Europe, or have no opinion on this matter?
23	V77	Views on negotiations on nuclear-free zones	discrete	numeric-1.0	1335	845	Many believe that negotiations on nuclear-free zones should only be done in consultation with our allies in NATO, while others claim that the Norwegian authorities should also take up the question zone on their own with non-NATO countries. What is your view?
24	V78	Definite opinion on nuclear-free zones? 85	discrete	numeric-1.0	1627	553	Do you have a definite opinion on this (nuclear-free zones) issue, or are you more uncertain?
25	V79	Governments policy USA foreign policy	discrete	numeric-1.0	2180	0	<a href="#">V79 question details</a>
26	V80	Governments policy USSR foreign policy	discrete	numeric-1.0	2179	1	In relation to the Soviet Union, do you think the Norwegian government during the past three or four years has been too strongly critical, not critical enough, or has been adequately critical of Soviet foreign policy?
27	V81	Opinion on social welfare 85	discrete	numeric-1.0	2167	13	<a href="#">V81 question details</a>
28	V82	Ratings of welfare development	discrete	numeric-1.0	2006	174	What is your opinion. Do you think that in the future there should be less benefits, they should be maintained as they are now, or should they be built further out?
29	V83	Ratings on welfare abuse	discrete	numeric-1.0	2180	0	Do you think that our social security is misused to a large extent, that they are abused somewhat, or that they are abused very little?
30	V84	Abortion 85	discrete	numeric-1.0	2174	6	<a href="#">V84 question details</a>
31	V85	Assessment of personal financial situation last year	discrete	numeric-1.0	2178	2	We are interested in how people are financially these days. Would you say that you and your household is financially better or worse off than a year ago?
32	V86	The degree of personal economic development	discrete	numeric-1.0	584	1596	Is it much better or somewhat better?
33	V87	The degree of personal economic deterioration	discrete	numeric-1.0	301	1879	Is it much worse or somewhat worse?
34	V88	Assessment of the country's economic situation last year	discrete	numeric-1.0	2175	5	Now let's talk about the economic situation of the country. Would you say that the country's economy during the past year has improved, remained the same, or deteriorated?
35	V89	Degree of national economic development	discrete	numeric-1.0	1050	1130	Would you say much better or somewhat better?



#	Name	Label	Type	Format	Valid	Invalid	Question
36	V90	Degree of national economic deterioration	discrete	numeric-1.0	207	1973	Would you say much worse or somewhat worse?
37	V94	Assessment of personal financial opportunities coming year	discrete	numeric-1.0	2178	2	Let's think ahead in the coming years. Do you think that your financial situation will be roughly as now, it will be better than now, or do you fear that it will be worse than now?
38	V95	Some of the household labor problems last 4 years?	discrete	numeric-1.0	2176	4	Have you or anyone in your household been unemployed or had great difficulty in finding a job in the last four years?
39	V96	Do you fear unemployment in the future?	discrete	numeric-1.0	2169	11	Do you or do you no fear that you yourself, or a member of your household may experience unemployment within the next few years?
40	V97	Importance of the election	discrete	numeric-1.0	2177	3	Looking back on the fall election, would you say that you personally cared a lot about which party or parties won or lost the election, or didn't it matter much to you personally?
41	V98	Opinions of tax reduction 85	discrete	numeric-1.0	2175	5	A number of cuts in the taxes have been made since the changeover in government in 1981. Do you think on the whole that these cuts have been too small, about right, or do you think they have been too extensive?
42	V99	Satisfied with change in public regulations?	discrete	numeric-1.0	2176	4	<a href="#">V99 question details</a>
43	V100	Unemployment: causes	discrete	numeric-1.0	2176	4	<a href="#">V100 question details</a>
44	V101	If Labour government: employment?	discrete	numeric-1.0	1996	184	Let's imagine that we'd had a Labour party government during the past four years. Do you think that unemployment would have been about the same as now, higher than at present, or lower than present?
45	V102	Price increase: causes	discrete	numeric-1.0	2180	0	Prices increases are lower when compared to recent years. What do you is the cause of this: government policy or other factors?
46	V103	If Labour government: price increase?	discrete	numeric-1.0	1894	286	Let's imagine that we'd had a Labour party government during the past four years. Do you think that prices would have been the about the same as now, lower than at present, or higher than at present?
47	V104	Supporter of which party	discrete	numeric-2.0	2176	4	<a href="#">V104 question details</a>
48	V106	Strength of party affiliation	discrete	numeric-1.0	1465	715	Do you consider yourself to be a totally convinced supporter of your party, or are you not especially convinced?
49	V107	Paying member of a party?	discrete	numeric-1.0	2175	5	Are you at present a dues-paying member of any political party?
50	V108	Member of party 85	discrete	numeric-2.0	329	1851	Which party is this? (Paying member).
51	V110	Direct or collective membership?	discrete	numeric-1.0	114	2066	Is your membership a direct membership or a collective affiliation through a trade union?
52	V111	Would you like to join a party?	discrete	numeric-1.0	1832	348	Would you consider becoming a member of a political party?

#	Name	Label	Type	Format	Valid	Invalid	Question
53	V112	Participated in nomination meetings 1985-valget?	discrete	numeric-1.0	2168	12	The individual parties arranged a number of meetings to discuss the order of candidates on their lists prior to the Storting election in the autumn. Did you participate in any such meeting?
54	V113	Candidate information 85	discrete	numeric-1.0	2180	0	Can you name one or more candidates on any party list prior to this autumn's Storting election here in _____ county? Up to five names may be given.
55	V114	More women in parliament?	discrete	numeric-1.0	2167	13	<a href="#">V114 question details</a>
56	V115	More abstainers in parliament?	discrete	numeric-1.0	2165	15	<a href="#">V115 question details</a>
57	V116	More workers in parliament?	discrete	numeric-1.0	2161	19	The Storting comprises representatives from many different groups in Norwegian society. We would like to know whether you think certain groups are reasonably represented in the Storting, starting with women ... .. C. What about workers?
58	V117	More young people <30 in parliament?	discrete	numeric-1.0	2165	15	The Storting comprises representatives from many different groups in Norwegian society. We would like to know whether you think certain groups are reasonably represented in the Storting, starting with women ... .. D. What about young people under the age of 30?
59	V118	More farmers in parliament?	discrete	numeric-1.0	2167	13	The Storting comprises representatives from many different groups in Norwegian society. We would like to know whether you think certain groups are reasonably represented in the Storting, starting with women ... .. E. Farmers?
60	V119	More traders in parliament?	discrete	numeric-1.0	2167	13	The Storting comprises representatives from many different groups in Norwegian society. We would like to know whether you think certain groups are reasonably represented in the Storting, starting with women ... .. F. People in trade and business?
61	V120	Other groups should be represented in parliament?	discrete	numeric-1.0	1458	722	<a href="#">V120 question details</a>
62	V121	Kindergarten expansion	discrete	numeric-1.0	2099	81	<a href="#">V121 question details</a>
63	V122	Reduction of state control 85	discrete	numeric-1.0	2164	16	<a href="#">V122 question details</a>
64	V123	Stop trade with South-Africa	discrete	numeric-1.0	2161	19	<a href="#">V123 question details</a>
65	V124	Cut the rate in oil production	discrete	numeric-1.0	2153	27	<a href="#">V124 question details</a>
66	V125	Socialise industries	discrete	numeric-1.0	2156	24	<a href="#">V125 question details</a>
67	V126	Reduce defence expenditure	discrete	numeric-1.0	2158	22	<a href="#">V126 question details</a>
68	V127	Abolish grading systems secondary school	discrete	numeric-1.0	2164	16	<a href="#">V127 question details</a>
69	V128	Prohibit pornography	discrete	numeric-1.0	2159	21	<a href="#">V128 question details</a>
70	V129	Cut high income tax	discrete	numeric-1.0	2164	16	<a href="#">V129 question details</a>
71	V130	Private companies north sea	discrete	numeric-1.0	2163	17	<a href="#">V130 question details</a>

#	Name	Label	Type	Format	Valid	Invalid	Question
72	V134	Danger for war?	discrete	numeric-1.0	2175	5	How great a danger do you think there is of Norway becoming involved in a new war during the next few years? Do you think there is a great danger, a fairly great danger, or only a slight danger of this happening?
73	V135	Subsidies rural areas?	discrete	numeric-1.0	2175	5	The government has long subsidised the rural industries of agriculture and fisheries. During the recent years, many large towns have also put forward demands for economic support. Who do you think it is most important to support with future economic measures - rural industries or large towns?
74	V136	Retirement age vs shorter work day	discrete	numeric-1.0	2176	4	If you had to choose between lowering the retirement age or shortening the number of hours in the working day, which would you prefer?
75	V137	Danger of oil drilling	discrete	numeric-1.0	2176	4	Opinions are divided as to the dangers of drilling for oil along the Norwegian coast. Do you think the risk of serious accidents occurring is very great, fairly great, fairly small, or very small?
76	V138	Control of oil activity	discrete	numeric-1.0	2175	5	<a href="#">V138 question details</a>
77	V139	Political opposites	discrete	numeric-1.0	2157	23	<a href="#">V139 question details</a>
78	V140	View of public sector	discrete	numeric-1.0	2160	20	Are you mainly for or against reducing the extent of the public sector in Norway, or don't you have an opinion on the matter?
79	V141	Definite opinion	discrete	numeric-1.0	1185	995	Do you have a definite opinion on this matter, or are you uncertain? (Extent of public sector).
80	V142	View on gender equality	discrete	numeric-1.0	2167	13	Over the last few years, there has been an emphasis on creating equality between women and men. Would you say that the work of ensuring gender equality should be continued further, has it been carried far enough, carried too far, or don't you have an opinion on this matter?
81	V143	Definite opinion	discrete	numeric-1.0	2070	110	Do you have a definite opinion on this matter, or are you uncertain? (Gender equality).
82	V144	View of private health services	discrete	numeric-1.0	2170	10	Are you mainly for or against the proposal to allow private health services on a commercial basis in addition to the existing national health services, or don't you have an opinion on the matter?
83	V145	Definite opinion	discrete	numeric-1.0	1833	347	Do you have a definite opinion on this matter, or are you uncertain? (Private health services).
84	V146	View on cohabiting couples	discrete	numeric-1.0	2173	7	Are you mainly for or against giving cohabiting couples the same rights and obligations as married couples, or don't you have an opinion on the matter?
85	V147	Definite opinion	discrete	numeric-1.0	1874	306	Do you have a definite opinion on this matter, or are you uncertain? (Rights/obligations for cohabiting couples)

#	Name	Label	Type	Format	Valid	Invalid	Question
86	V148	Signed an appeal	discrete	numeric-1.0	2171	9	We now turn to a number of questions concerning various political activities in which it is possible to participate. During the course of the past four years, have you ... .. A. Signed your name under any appeal, protest, petition, etc., in order to advance a particular political cause?
87	V149	Participated in demonstration	discrete	numeric-1.0	2171	9	We now turn to a number of questions concerning various political activities in which it is possible to participate. During the course of the past four years, have you ... .. B. Participated in any demonstration/action, etc., to advance a particular political cause?
88	V150	Written in the newspaper	discrete	numeric-1.0	2171	9	We now turn to a number of questions concerning various political activities in which it is possible to participate. During the course of the past four years, have you ... .. C. Had anything you have written printed in a newspaper in order to advance a particular political cause?
89	V151	Taken up an issue in party or organisation	discrete	numeric-1.0	2170	10	We now turn to a number of questions concerning various political activities in which it is possible to participate. During the course of the past four years, have you ... .. D. Taken up a particular issue within a political party, trade union, or other organisation?
90	V152	Forwarded a complaint	discrete	numeric-1.0	2170	10	We now turn to a number of questions concerning various political activities in which it is possible to participate. During the course of the past four years, have you ... .. E. Forwarded any written complaints, presentet other political proposals, etc.?
91	V153	Contacted representative	discrete	numeric-1.0	2161	19	We now turn to a number of questions concerning various political activities in which it is possible to participate. During the course of the past four years, have you ... .. F. Approached any representative elected by popular vote?
92	V154	Other activites	discrete	numeric-1.0	0	2180	We now turn to a number of questions concerning various political activities in which it is possible to participate. During the course of the past four years, have you ... .. G. Other answers, please specify.
93	V155	Can't remember	continuous	numeric-1.0	2	2178	We now turn to a number of questions concerning various political activities in which it is possible to participate. During the course of the past four years, have you ... .. H. Can't remember, refuses to answer.
94	V159	Place on left-right political scale	discrete	numeric-2.0	2180	0	<a href="#">V159 question details</a>
95	V161	SP Center party left-right	discrete	numeric-2.0	2180	0	<a href="#">V161 question details</a>
96	V163	FrP Progress party left-right	discrete	numeric-2.0	2180	0	<a href="#">V163 question details</a>
97	V165	V Liberal part left-right	discrete	numeric-2.0	2180	0	<a href="#">V165 question details</a>
98	V167	DNA Labour party left-right	discrete	numeric-2.0	2180	0	<a href="#">V167 question details</a>

#	Name	Label	Type	Format	Valid	Invalid	Question
99	V169	H Conservative party left-right	discrete	numeric-2.0	2180	0	<a href="#">V169 question details</a>
100	V171	KRF Christian peoples' party left-right	discrete	numeric-2.0	2180	0	<a href="#">V171 question details</a>
101	V173	SV Socialist left party left-right	discrete	numeric-2.0	2180	0	<a href="#">V173 question details</a>
102	V175	Does government waste occur?	discrete	numeric-1.0	2170	10	Do you think that those who govern waste a large portion of the money we pay in taxes, that they waste some of it, or that they actually waste very little of the money?
103	V176	Politicians Expertise 85	discrete	numeric-1.0	2168	12	Do you feel that most Norwegian politicians are skilled people who usually know what they are doing, or do you think that many of them have little knowledge of the issues they are set to manage?
104	V177	Politicians Credibility 85	discrete	numeric-1.0	2169	11	Do you think that most of our politicians are credible, that politicians are generally credible, or that few Norwegian politicians are credible?
105	V178	Functioning democracy in this country	discrete	numeric-1.0	2170	10	How do you think democracy works in this country? Would you say that you generally are very satisfied, fairly satisfied, not very satisfied or not at all satisfied?
106	V179	Employees elect 50% of directors?	discrete	numeric-1.0	2170	10	We now come to some opinions that people can express. Would you strongly agree, somewhat agree, somewhat disagree or strongly disagree? What do you feel about the following statements ... A. Employees should elect half of the directors of private companies.
107	V180	Women 50% of public committees?	discrete	numeric-1.0	2167	13	We now come to some opinions that people can express. Would you strongly agree, somewhat agree, somewhat disagree or strongly disagree? What do you feel about the following statements ... B. Women should make up half of the members of boards and committees.
108	V181	Focus on high economic growth and productivity	discrete	numeric-1.0	2161	19	We now come to some opinions that people can express. Would you strongly agree, somewhat agree, somewhat disagree or strongly disagree? What do you feel about the following statements ... C. We should aim for a society with high economic growth and high productivity.
109	V182	Christian mission statement in kindergartens	discrete	numeric-1.0	2167	13	We now come to some opinions that people can express. Would you strongly agree, somewhat agree, somewhat disagree or strongly disagree? What do you feel about the following statements ... D. We should introduce Christian mission statement in all public kindergartens.
110	V183	Increase financial support for immigrants for the preservation of culture	discrete	numeric-1.0	2162	18	We now come to some opinions that people can express. Would you strongly agree, somewhat agree, somewhat

#	Name	Label	Type	Format	Valid	Invalid	Question
							disagree or strongly disagree? What do you feel about the following statements ... .. E. We should increase the financial support to immigrants so that they can preserve their own culture.
111	V184	Allowing advertising in radio / television?	discrete	numeric-1.0	2162	18	We now come to some opinions that people can express. Would you strongly agree, somewhat agree, somewhat disagree or strongly disagree? What do you feel about the following statements ... .. F. We should allow advertising on radio and television.
112	V185	Petroleum activities too complicated for ordinary people	discrete	numeric-1.0	2162	18	<a href="#">V185 question details</a>
113	V189	Prioritise public services rather than low tax	discrete	numeric-1.0	2168	12	We now come to some opinions that people can express. Would you strongly agree, somewhat agree, somewhat disagree or strongly disagree? What do you feel about the following statements ... .. H. It is more important to develop public services than to reduce taxes.
114	V190	Which public services develop?	discrete	numeric-1.0	101	2079	Which public services would you build further out?
115	V201	Political discussions friends, family	discrete	numeric-1.0	2170	10	We would like hear if you have participated in discussions about politics before the election this year. How often did you talk about politics with family or friends and acquaintances. Would you say daily, a few times a week, more rarely, or never?
116	V202	Anyone tried affect your voting	discrete	numeric-1.0	1811	369	Was there anyone you talked to who tried to get you to vote for a particular party?
117	V203	Anyone you tried to influence?	discrete	numeric-1.0	1812	368	Was it the other way around, someone you tried to get to vote for a particular party?
118	V204	Reduction of the public sector: sv	discrete	numeric-1.0	133	2047	<a href="#">V204 question details</a>
119	V205	Reduction of the public sector: dna	discrete	numeric-1.0	532	1648	<a href="#">V205 question details</a>
120	V206	Reduction of the public sector: v	discrete	numeric-1.0	43	2137	<a href="#">V206 question details</a>
121	V207	Reduction of the public sector: krf	discrete	numeric-1.0	87	2093	<a href="#">V207 question details</a>
122	V208	Reduction of the public sector: sp	discrete	numeric-1.0	104	2076	<a href="#">V208 question details</a>
123	V209	Reduction of the public sector: h	discrete	numeric-1.0	520	1660	<a href="#">V209 question details</a>
124	V210	Reduction of the public sector: ffp	discrete	numeric-1.0	129	2051	<a href="#">V210 question details</a>
125	V211	Reduction of the public sector: other	discrete	numeric-1.0	11	2169	<a href="#">V211 question details</a>
126	V212	Reduction of the public sector: all the same	discrete	numeric-1.0	725	1455	<a href="#">V212 question details</a>

#	Name	Label	Type	Format	Valid	Invalid	Question
127	V213	Tax policy: sv	discrete	numeric-1.0	126	2054	We would like to know how you like the parties' stance on different issues. Can you for each of the issues I mention say which party you think best expresses your own opinion ... .. B. Then there is the tax policy ... .. 1. Socialist left party (SV)
128	V214	Tax policy: dna	discrete	numeric-1.0	630	1550	We would like to know how you like the parties' stance on different issues. Can you for each of the issues I mention say which party you think best expresses your own opinion ... .. B. Then there is the tax policy ... .. 2. The norwegian labour party (DNA)
129	V215	Tax policy: v	discrete	numeric-1.0	33	2147	We would like to know how you like the parties' stance on different issues. Can you for each of the issues I mention say which party you think best expresses your own opinion ... .. B. Then there is the tax policy ... .. 3. The liberal party (V)
130	V216	Tax policy: krf	discrete	numeric-1.0	95	2085	We would like to know how you like the parties' stance on different issues. Can you for each of the issues I mention say which party you think best expresses your own opinion ... .. B. Then there is the tax policy ... .. 3. The christian democratic party (KRF)
131	V217	Tax policy: sp	discrete	numeric-1.0	100	2080	We would like to know how you like the parties' stance on different issues. Can you for each of the issues I mention say which party you think best expresses your own opinion ... .. B. Then there is the tax policy ... .. 4. The centre (agrarian) party (SP)
132	V218	Tax policy: h	discrete	numeric-1.0	720	1460	We would like to know how you like the parties' stance on different issues. Can you for each of the issues I mention say which party you think best expresses your own opinion ... .. B. Then there is the tax policy ... .. 5. The conservatice party (H)
133	V219	Tax policy: frp	discrete	numeric-1.0	96	2084	We would like to know how you like the parties' stance on different issues. Can you for each of the issues I mention say which party you think best expresses your own opinion ... .. B. Then there is the tax policy ... .. 6. The progress party (FRP)
134	V220	Tax policy: other	discrete	numeric-1.0	14	2166	We would like to know how you like the parties' stance on different issues. Can you for each of the issues I mention say which party you think best expresses your own opinion ... .. B. Then there is the tax policy ... .. 7. Other parties
135	V221	Tax policy: all the same	discrete	numeric-1.0	454	1726	We would like to know how you like the parties' stance on different issues. Can you for each of the issues I mention say which party you think best expresses your own opinion ... .. B. Then there is the tax policy ... .. 8. All parties the same

#	Name	Label	Type	Format	Valid	Invalid	Question
136	V222	Private health services on a commercial basis: sv	discrete	numeric-1.0	148	2032	We would like to know how you like the parties' stance on different issues. Can you for each of the issues I mention say which party you think best expresses your own opinion ... .. C. Then the question of allowing private health care on a commercial basis ... .. 1. Socialist left party (SV)
137	V223	Private health services on a commercial basis: dna	discrete	numeric-1.0	685	1495	<a href="#">V223 question details</a>
138	V224	Private health services on a commercial basis: v	discrete	numeric-1.0	21	2159	We would like to know how you like the parties' stance on different issues. Can you for each of the issues I mention say which party you think best expresses your own opinion ... .. C. Then the question of allowing private health care on a commercial basis ... .. 3. The liberal party (V)
139	V225	Private health services on a commercial basis: krf	discrete	numeric-1.0	65	2115	<a href="#">V225 question details</a>
140	V226	Private health services on a commercial basis: sp	discrete	numeric-1.0	65	2115	<a href="#">V226 question details</a>
141	V227	Private health services on a commercial basis: h	discrete	numeric-1.0	667	1513	We would like to know how you like the parties' stance on different issues. Can you for each of the issues I mention say which party you think best expresses your own opinion ... .. C. Then the question of allowing private health care on a commercial basis ... .. 6. The conservative party (H)
142	V228	Private health services on a commercial basis: fp	discrete	numeric-1.0	126	2054	We would like to know how you like the parties' stance on different issues. Can you for each of the issues I mention say which party you think best expresses your own opinion ... .. C. Then the question of allowing private health care on a commercial basis ... .. 7. The progress party (FRP)
143	V229	Private health services on a commercial basis: other	discrete	numeric-1.0	12	2168	We would like to know how you like the parties' stance on different issues. Can you for each of the issues I mention say which party you think best expresses your own opinion ... .. C. Then the question of allowing private health care on a commercial basis ... .. 8. Other parties
144	V230	Private health services on a commercial basis: all the same	discrete	numeric-1.0	489	1691	We would like to know how you like the parties' stance on different issues. Can you for each of the issues I mention say which party you think best expresses your own opinion ... .. C. Then the question of allowing private health care on a commercial basis ... .. 9. All parties the same
145	V231	Cohabitants rights: sv	discrete	numeric-1.0	170	2010	<a href="#">V231 question details</a>
146	V232	Cohabitants rights: dna	discrete	numeric-1.0	311	1869	<a href="#">V232 question details</a>
147	V233	Cohabitants rights: v	discrete	numeric-1.0	17	2163	<a href="#">V233 question details</a>
148	V234	Cohabitants rights: krf	discrete	numeric-1.0	359	1821	<a href="#">V234 question details</a>
149	V235	Cohabitants rights: sp	discrete	numeric-1.0	34	2146	<a href="#">V235 question details</a>



#	Name	Label	Type	Format	Valid	Invalid	Question
150	V236	Cohabitants rights: h	discrete	numeric-1.0	180	2000	<a href="#">V236 question details</a>
151	V237	Cohabitants rights: frp	discrete	numeric-1.0	29	2151	<a href="#">V237 question details</a>
152	V238	Cohabitants rights: other	discrete	numeric-1.0	14	2166	<a href="#">V238 question details</a>
153	V239	Cohabitants rights: all the same	discrete	numeric-1.0	1112	1068	<a href="#">V239 question details</a>
154	V240	Women's equality: sv	discrete	numeric-1.0	303	1877	We would like to know how you like the parties' stance on different issues. Can you for each of the issues I mention say which party you think best expresses your own opinion ... .. E. Then the question of continued efforts to improve the position of women ... .. 1. Socialist left party (SV)
155	V241	Women's equality: dna	discrete	numeric-1.0	557	1623	<a href="#">V241 question details</a>
156	V242	Women's equality: v	discrete	numeric-1.0	37	2143	We would like to know how you like the parties' stance on different issues. Can you for each of the issues I mention say which party you think best expresses your own opinion ... .. E. Then the question of continued efforts to improve the position of women ... .. 3. The liberal party (V)
157	V243	Women's equality: krf	discrete	numeric-1.0	130	2050	<a href="#">V243 question details</a>
158	V244	Women's equality: sp	discrete	numeric-1.0	111	2069	<a href="#">V244 question details</a>
159	V245	Women's equality: h	discrete	numeric-1.0	216	1964	We would like to know how you like the parties' stance on different issues. Can you for each of the issues I mention say which party you think best expresses your own opinion ... .. E. Then the question of continued efforts to improve the position of women ... .. 6. The conservative party (H)
160	V246	Women's equality: frp	discrete	numeric-1.0	27	2153	We would like to know how you like the parties' stance on different issues. Can you for each of the issues I mention say which party you think best expresses your own opinion ... .. E. Then the question of continued efforts to improve the position of women ... .. 7. The progress party (FRP)
161	V247	Women's equality: other	discrete	numeric-1.0	42	2138	We would like to know how you like the parties' stance on different issues. Can you for each of the issues I mention say which party you think best expresses your own opinion ... .. E. Then the question of continued efforts to improve the position of women ... .. 8. Other parties
162	V248	Women's equality: all the same	discrete	numeric-1.0	863	1317	We would like to know how you like the parties' stance on different issues. Can you for each of the issues I mention say which party you think best expresses your own opinion ... .. E. Then the question of continued efforts to improve the position of women ... .. 9. All parties the same
163	V249	Defence and security policy: sv	discrete	numeric-1.0	137	2043	We would like to know how you like the parties' stance on different issues. Can you for each of the issues I mention say

#	Name	Label	Type	Format	Valid	Invalid	Question
							which party you think best expresses your own opinion ... .. F. Defence and security policy ... .. 1. Socialist left party (SV)
164	V250	Defence and security policy: dna	discrete	numeric-1.0	524	1656	We would like to know how you like the parties' stance on different issues. Can you for each of the issues I mention say which party you think best expresses your own opinion ... .. F. Defence and security policy ... .. 2. The norwegian labour party (DNA)
165	V251	Defence and security policy: v	discrete	numeric-1.0	53	2127	We would like to know how you like the parties' stance on different issues. Can you for each of the issues I mention say which party you think best expresses your own opinion ... .. F. Defence and security policy ... .. 3. The liberal party (V)
166	V252	Defence and security policy: krf	discrete	numeric-1.0	98	2082	We would like to know how you like the parties' stance on different issues. Can you for each of the issues I mention say which party you think best expresses your own opinion ... .. F. Defence and security policy ... .. 4. The christian democratic party (KRF)
167	V253	Defence and security policy: sp	discrete	numeric-1.0	115	2065	We would like to know how you like the parties' stance on different issues. Can you for each of the issues I mention say which party you think best expresses your own opinion ... .. F. Defence and security policy ... .. 5. The centre (agrarian) party (SP)
168	V254	Defence and security policy: h	discrete	numeric-1.0	765	1415	We would like to know how you like the parties' stance on different issues. Can you for each of the issues I mention say which party you think best expresses your own opinion ... .. F. Defence and security policy ... .. 6. The conservative party Høyre (H)
169	V255	Defence and security policy: frp	discrete	numeric-1.0	44	2136	We would like to know how you like the parties' stance on different issues. Can you for each of the issues I mention say which party you think best expresses your own opinion ... .. F. Defence and security policy ... .. 7. The progress party (FRP)
170	V256	Defence and security policy: other	discrete	numeric-1.0	11	2169	We would like to know how you like the parties' stance on different issues. Can you for each of the issues I mention say which party you think best expresses your own opinion ... .. F. Defence and security policy ... .. 8. Other parties
171	V257	Defence and security policy: all the same	discrete	numeric-1.0	539	1641	We would like to know how you like the parties' stance on different issues. Can you for each of the issues I mention say which party you think best expresses your own opinion ... .. F. Defence and security policy ... .. 9. All parties the same
172	V258	Geriatric care: sv	discrete	numeric-1.0	194	1986	We would like to know how you like the parties' stance on different issues. Can you for each of the issues I mention say

#	Name	Label	Type	Format	Valid	Invalid	Question
							which party you think best expresses your own opinion ... .. G. Geriatric care ... .. 1. Socialist left party (SV)
173	V259	Geriatric care: dna	discrete	numeric-1.0	813	1367	We would like to know how you like the parties' stance on different issues. Can you for each of the issues I mention say which party you think best expresses your own opinion ... .. G. Geriatric care ... .. 2. The norwegian labour party (DNA)
174	V260	Geriatric care: v	discrete	numeric-1.0	65	2115	We would like to know how you like the parties' stance on different issues. Can you for each of the issues I mention say which party you think best expresses your own opinion ... .. G. Geriatric care ... .. 3. The liberal party (V)
175	V261	Geriatric care: krf	discrete	numeric-1.0	282	1898	We would like to know how you like the parties' stance on different issues. Can you for each of the issues I mention say which party you think best expresses your own opinion ... .. G. Geriatric care ... .. 4. The christian democratic party (KRF)
176	V262	Geriatric care: sp	discrete	numeric-1.0	183	1997	We would like to know how you like the parties' stance on different issues. Can you for each of the issues I mention say which party you think best expresses your own opinion ... .. G. Geriatric care ... .. 5. The centre (agrarian) party (SP)
177	V263	Geriatric care: h	discrete	numeric-1.0	247	1933	We would like to know how you like the parties' stance on different issues. Can you for each of the issues I mention say which party you think best expresses your own opinion ... .. G. Geriatric care ... .. 6. The conservative party (H)
178	V264	Geriatric care: frp	discrete	numeric-1.0	88	2092	We would like to know how you like the parties' stance on different issues. Can you for each of the issues I mention say which party you think best expresses your own opinion ... .. G. Geriatric care ... .. 7. The progress party (FRP)
179	V265	Geriatric care: other	discrete	numeric-1.0	20	2160	We would like to know how you like the parties' stance on different issues. Can you for each of the issues I mention say which party you think best expresses your own opinion ... .. G. Geriatric care ... .. 8. Other parties
180	V266	Geriatric care: all the same	discrete	numeric-1.0	490	1690	We would like to know how you like the parties' stance on different issues. Can you for each of the issues I mention say which party you think best expresses your own opinion ... .. G. Geriatric care ... .. 9. All parties the same
181	V267	Employment questions: sv	discrete	numeric-1.0	118	2062	We would like to know how you like the parties' stance on different issues. Can you for each of the issues I mention say which party you think best expresses your own opinion ... .. H. Questions about employment ... .. 1. Socialist left party (SV)

#	Name	Label	Type	Format	Valid	Invalid	Question
182	V268	Employment questions: dna	discrete	numeric-1.0	813	1367	We would like to know how you like the parties' stance on different issues. Can you for each of the issues I mention say which party you think best expresses your own opinion ... .. H. Questions about employment ... .. 2. The norwegian labour party (DNA)
183	V269	Employment questions: v	discrete	numeric-1.0	37	2143	We would like to know how you like the parties' stance on different issues. Can you for each of the issues I mention say which party you think best expresses your own opinion ... .. H. Questions about employment ... .. 3. The liberal party (V)
184	V270	Employment questions: krf	discrete	numeric-1.0	89	2091	We would like to know how you like the parties' stance on different issues. Can you for each of the issues I mention say which party you think best expresses your own opinion ... .. H. Questions about employment ... .. 4. The christian democratic party (KRF)
185	V271	Employment questions: sp	discrete	numeric-1.0	110	2070	We would like to know how you like the parties' stance on different issues. Can you for each of the issues I mention say which party you think best expresses your own opinion ... .. H. Questions about employment ... .. 5. The centre (agrarian) party (SP)
186	V272	Employment questions: h	discrete	numeric-1.0	513	1667	We would like to know how you like the parties' stance on different issues. Can you for each of the issues I mention say which party you think best expresses your own opinion ... .. H. Questions about employment ... .. 6. The conservative (H)
187	V273	Employment questions: frp	discrete	numeric-1.0	41	2139	We would like to know how you like the parties' stance on different issues. Can you for each of the issues I mention say which party you think best expresses your own opinion ... .. H. Questions about employment ... .. 7. The progress party (FRP)
188	V274	Employment questions: other	discrete	numeric-1.0	13	2167	We would like to know how you like the parties' stance on different issues. Can you for each of the issues I mention say which party you think best expresses your own opinion ... .. H. Questions about employment ... .. 8. Other parties
189	V275	Employment questions: all the same	discrete	numeric-1.0	582	1598	We would like to know how you like the parties' stance on different issues. Can you for each of the issues I mention say which party you think best expresses your own opinion ... .. H. Questions about employment ... .. 9. All parties the same
190	V276	Water resources development: sv	discrete	numeric-1.0	106	2074	We would like to know how you like the parties' stance on different issues. Can you for each of the issues I mention say which party you think best expresses your own opinion ... .. I. The question of increasing the development of the

#	Name	Label	Type	Format	Valid	Invalid	Question
							waterways ... 1. Socialist left party (SV)
191	V277	Water resources development: dna	discrete	numeric-1.0	304	1876	We would like to know how you like the parties' stance on different issues. Can you for each of the issues I mention say which party you think best expresses your own opinion ... I. The question of increasing the development of the waterways ... 2. The norwegian labour party (DNA)
192	V278	Water resources development: v	discrete	numeric-1.0	267	1913	We would like to know how you like the parties' stance on different issues. Can you for each of the issues I mention say which party you think best expresses your own opinion ... I. The question of increasing the development of the waterways ... 3. The liberal party (V)
193	V279	Water resources development: krf	discrete	numeric-1.0	46	2134	We would like to know how you like the parties' stance on different issues. Can you for each of the issues I mention say which party you think best expresses your own opinion ... I. The question of increasing the development of the waterways ... 4. The christian democratic party (KRF)
194	V280	Water resources development: sp	discrete	numeric-1.0	171	2009	We would like to know how you like the parties' stance on different issues. Can you for each of the issues I mention say which party you think best expresses your own opinion ... I. The question of increasing the development of the waterways ... 5. The centre (agrarian) party (SP)
195	V281	Water resources development: h	discrete	numeric-1.0	296	1884	We would like to know how you like the parties' stance on different issues. Can you for each of the issues I mention say which party you think best expresses your own opinion ... I. The question of increasing the development of the waterways ... 6. The conservative party (H)
196	V282	Water resources development: frp	discrete	numeric-1.0	19	2161	We would like to know how you like the parties' stance on different issues. Can you for each of the issues I mention say which party you think best expresses your own opinion ... I. The question of increasing the development of the waterways ... 7. The progress party (FRP)
197	V283	Water resources development: other	discrete	numeric-1.0	12	2168	We would like to know how you like the parties' stance on different issues. Can you for each of the issues I mention say which party you think best expresses your own opinion ... I. The question of increasing the development of the waterways ... 8. Other parties
198	V284	Water resources development: all the same	discrete	numeric-1.0	1021	1159	We would like to know how you like the parties' stance on different issues. Can you for each of the issues I mention say which party you think best expresses your own opinion ... I. The question of increasing the development of the waterways ... 9. All parties the same

#	Name	Label	Type	Format	Valid	Invalid	Question
199	V285	Sympathy thermometer: krf	continuous	numeric-3.0	2180	0	<a href="#">V285 question details</a>
200	V288	Sympathy thermometer: v	continuous	numeric-3.0	2180	0	<a href="#">V288 question details</a>
201	V291	Sympathy thermometer: sp	continuous	numeric-3.0	2180	0	<a href="#">V291 question details</a>
202	V294	Sympathy thermometer: sv	continuous	numeric-3.0	2180	0	<a href="#">V294 question details</a>
203	V297	Sympathy thermometer: h	continuous	numeric-3.0	2180	0	<a href="#">V297 question details</a>
204	V300	Sympathy thermometer: ap	continuous	numeric-3.0	2180	0	<a href="#">V300 question details</a>
205	V303	Sympathy thermometer: frp	continuous	numeric-3.0	2180	0	<a href="#">V303 question details</a>
206	V306	Sympathy thermometer: other	continuous	numeric-3.0	2180	0	<a href="#">V306 question details</a>
207	V309	Sympathy thermometer: J.J.Jakobsen	continuous	numeric-3.0	2180	0	If we now ignore party affiliation, how do you look at some of our political leaders? Again we have sympathy thermometer that goes from 0 to 100 Which position would you give ... .. A. Johan J. Jakobsen
208	V312	Sympathy thermometer: Gro H.Brundtland	continuous	numeric-3.0	2180	0	If we now ignore party affiliation, how do you look at some of our political leaders? Again we have sympathy thermometer that goes from 0 to 100 Which position would you give ... .. B. Gro Harlem Brundtland
209	V315	Sympathy thermometer: Kåre Willoch	continuous	numeric-3.0	2180	0	If we now ignore party affiliation, how do you look at some of our political leaders? Again we have sympathy thermometer that goes from 0 to 100 Which position would you give ... .. C. Kåre Willoch
210	V318	Sympathy thermometer: Odd Einar Dørum	continuous	numeric-3.0	2180	0	If we now ignore party affiliation, how do you look at some of our political leaders? Again we have sympathy thermometer that goes from 0 to 100 Which position would you give ... .. D. Odd Einar Dørum
211	V321	Sympathy thermometer: Carl I.Hagen	continuous	numeric-3.0	2180	0	If we now ignore party affiliation, how do you look at some of our political leaders? Again we have sympathy thermometer that goes from 0 to 100 Which position would you give ... .. E. Carl I. Hagen
212	V324	Sympathy thermometer: Hanna Kvanmo	continuous	numeric-3.0	2180	0	If we now ignore party affiliation, how do you look at some of our political leaders? Again we have sympathy thermometer that goes from 0 to 100 Which position would you give ... .. F. Hanna Kvanmo
213	V327	Sympathy thermometer: Kjell Magne Bondevik	continuous	numeric-3.0	2180	0	If we now ignore party affiliation, how do you look at some of our political leaders? Again we have sympathy thermometer that goes from 0 to 100 Which position would you give ... .. G. Kjell Magne Bondevik
214	V330	Sympathy thermometer: other	continuous	numeric-3.0	2180	0	If we now ignore party affiliation, how do you look at some of our political leaders? Again we have sympathy thermometer that goes from 0 to 100 Which position would you give ... .. H. Other, please specify.

#	Name	Label	Type	Format	Valid	Invalid	Question
215	V337	Hard to separate the parties	discrete	numeric-1.0	2160	20	We have some more statements about politics. Are you strongly agree, somewhat agree, somewhat disagree or strongly disagree ... .. A. It is difficult to see where the important distinctions between the parties are.
216	V338	Increase the pace of development of the waterways	discrete	numeric-1.0	2161	19	We have some more statements about politics. Are you strongly agree, somewhat agree, somewhat disagree or strongly disagree ... .. B. The pace of development of the waterways should be increased..
217	V339	Politics little importance to me	discrete	numeric-1.0	2161	19	We have some more statements about politics. Are you strongly agree, somewhat agree, somewhat disagree or strongly disagree ... .. C. What happens in politics rarely has any significance to me.
218	V340	Industry to secure growth	discrete	numeric-1.0	2156	24	We have some more statements about politics. Are you strongly agree, somewhat agree, somewhat disagree or strongly disagree ... .. D. To safeguard economic growth, we still need industrial development, even though this were to come in conflict with nature conservation interests.
219	V341	Employment safe through state control	discrete	numeric-1.0	2158	22	We have some more statements about politics. Are you strongly agree, somewhat agree, somewhat disagree or strongly disagree ... .. E. Full employment can more easily be secured if the state more leverage over banks and industries.
220	V342	Policy for complicated for ordinary people	discrete	numeric-1.0	2159	21	We have some more statements about politics. Are you strongly agree, somewhat agree, somewhat disagree or strongly disagree ... .. F. Politics is often so complicated that ordinary people can not understand what it's about.
221	V343	Vote, but otherwise do little	discrete	numeric-1.0	2160	20	We have some more statements about politics. Are you strongly agree, somewhat agree, somewhat disagree or strongly disagree ... .. G. People like me can vote, but we can not do anything else to affect policy.
222	V344	Electoral alliances in the R's county 85	discrete	numeric-1.0	2162	18	Do you know if it was used so-called list associations between several parties in this year's election in _____ County?
223	V345	parties in the electoral alliances 85	discrete	numeric-2.0	2180	0	Which parties participated in the list associations in your county?
224	V347	Opinions on the electoral alliances	discrete	numeric-1.0	2163	17	How do you see the arrangement with list associations, are you for or against maintaining this arrangement at future elections?
225	V380	Trouble deciding?	discrete	numeric-1.0	2165	15	Many say it was very easy to decide the party one would vote for in this election, while others find it very difficult. How was it with you, did you think it was very easy, fairly easy, fairly difficult or very difficult?

#	Name	Label	Type	Format	Valid	Invalid	Question
226	V381	Decision time	discrete	numeric-1.0	2083	97	When was it that you decided to vote for the party you chose - it was long before the campaign began, it was during the campaign, or was it just before election day?
227	V382	Did you vote in the elections this fall?	discrete	numeric-1.0	2050	130	Did you vote in the elections this fall?
228	V383	Voting, party, 1985	discrete	numeric-2.0	2180	0	Which party or which list did you vote for?
229	V385	Other voting without electoral alliance?	discrete	numeric-1.0	787	1393	Would have been different if it had not been association lists?
230	V386	Party preference if no electoral alliance	discrete	numeric-2.0	2180	0	Which party would you vote for if there had not been association lists?
231	V388	Other party preference 1985	discrete	numeric-2.0	1927	253	If we disregard the party you voted for this autumn, which party do you like second best?
232	V390	Voting, party, 1981	discrete	numeric-2.0	2093	87	And so to the previous elections. How did you vote at the general election in 1981?
233	V392	Party preferences 1981 if no joint list	discrete	numeric-2.0	2180	0	If the parties on the joint lists had separate and their own lists which of the parties on the joint list would you have voted for in 1981?
234	V394	Marital status	discrete	numeric-1.0	2164	16	Are you single, married, cohabiting, widow / widower or separated / divorced?
235	V395	Number of children under 16	continuous	numeric-1.0	2146	34	How many children under 16 are there in the household?
236	V396	Know the spouse / cohabitant voting	discrete	numeric-1.0	1565	615	Do you know how your spouse / cohabitant voted in the election this fall?
237	V397	Spouse / cohabitant voting	discrete	numeric-2.0	1220	960	Which party voted he / she? (do you think he / she voted for).
238	V399	Political interest	discrete	numeric-1.0	2163	17	Many people are interested in politics constantly whether it is an election year or not, while others are less interested. How regularly will you say that you're updating yourself on what's happening in the political sphere, you say all the time, part of the time or only occasionally?
239	V400	Do you belong to any class?	discrete	numeric-1.0	2157	23	There is so much talk about different social classes. Most people say they belong to one of two classes: either the working class or middle class. Do you ever think of yourself as a member of one of these classes?
240	V401	Active subjective social class	discrete	numeric-1.0	797	1383	There is so much talk about different social classes. Most people say they belong to one of two classes: either the working class or middle class. Which class?
241	V402	Passive subjective social class	discrete	numeric-1.0	1360	820	If you had to choose, would you say you were closest to belong in the working class or middle class?
242	V403	Paid work?	discrete	numeric-1.0	2170	10	Do you currently have any paid work of at least one hour per week?



#	Name	Label	Type	Format	Valid	Invalid	Question
243	V408	Gross working hours per week	continuous	numeric-2.0	1440	740	How many hours do you work per week usually in this profession? Include also paid overtime and extra work at home in connection with this work?
244	V410	Highly varying working hours	discrete	numeric-1.0	259	1921	If respondent has highly variable working hours per week, make an estimate of the average working hours per week and tick here.
245	V411	Industry	discrete	numeric-1.0	1495	685	Can you tell which of the industries on this card you work in?
246	V412	Position	discrete	numeric-1.0	1487	693	Can you tell which of the positions on this card best suits the job you have?
247	V413	Schedule / regulate own work	discrete	numeric-1.0	1494	686	To what extent would you say that you can plan and control your work, would you say to a large extent, to some extent, to a small extent or not at all?
248	V414	Manage the work of others 85	discrete	numeric-1.0	1483	697	Do you have tasks which consists in directing the work of others?
249	V415	Work in main occupation as	discrete	numeric-1.0	1500	680	Do you work in your main occupation as an employee, an independent with hired help, as an independent without hired help or as a family member without a fixed salary?
250	V416	Type of business	discrete	numeric-1.0	1271	909	Is the business private, public or affiliated with an organization, eg. cooperative?
251	V417	Number of employees in company	discrete	numeric-1.0	1369	811	How many employees are there in the company where you work?
252	V418	Source of livelihood	discrete	numeric-1.0	667	1513	What are your main activity or source of livelihood?
253	V419	Work until retirement, pension?	discrete	numeric-1.0	352	1828	Did you have paid work until the time you began to receive pension / annuity?
254	V424	Gross working hours per week	continuous	numeric-2.0	231	1949	How many hours did you usually work per week in this profession?
255	V426	Highly varying working hours	discrete	numeric-1.0	55	2125	If respondent had highly varying working hours per week, make an estimate of the average working hours per week and check here.
256	V430	Industry	discrete	numeric-1.0	252	1928	Can you tell which of these industries you worked in?
257	V431	Position	discrete	numeric-1.0	249	1931	Can you tell which of these employment terms that matches the position you had?
258	V432	Schedule / regulate own work	discrete	numeric-1.0	251	1929	To what extent would you say that you could plan and control your work, would you say to a large extent, to some extent, to a small extent or not at all?
259	V433	Managed the work of others 85	discrete	numeric-1.0	252	1928	Did you have tasks that consisted in managing the work of others?
260	V434	Type of main occupation	discrete	numeric-1.0	253	1927	Did you work in your main occupation as an employee, an independent with hired help, as an independent without hired help or as a family member without a fixed salary?

#	Name	Label	Type	Format	Valid	Invalid	Question
261	V435	Type of business	discrete	numeric-1.0	198	1982	Was the business private, public or associated with an organization, eg. cooperative?
262	V436	Number of employees in company	discrete	numeric-1.0	220	1960	How many employees were in the company / workplace where you worked?
263	V437	Spouse income from work at least 1 hour per week 85	discrete	numeric-1.0	1563	617	Does your spouse / partner currently any paid work? As paid work also consider family workers without fixed wages on farms, in business and in the family business otherwise.
264	V438	Spouse's main tasks 85	discrete	numeric-1.0	444	1736	What is your spouse's / partner's main activities or source of livelihood?
265	V443	Spouse / partner: gross working week	continuous	numeric-2.0	1199	981	How many hours per week in this profession does/did he/she usually work?
266	V445	Spouse / partner: highly variable working hours	discrete	numeric-1.0	244	1936	If he / she has / had highly variable working hours per week, make an estimate of the average working hours per week and check here.
267	V446	Spouse profession 85	discrete	numeric-1.0	1283	897	Which of these occupational group on this card does/did she/he belong to?
268	V447	Type of business	discrete	numeric-1.0	1279	901	Is / was the business private, public or associated with an organization such as cooperatives?
269	V448	Manage others work 85	discrete	numeric-1.0	1285	895	Do/did he/she have duties which consist/ consisted of managing others work?
270	V449	Parent main occupation during adolescence	discrete	numeric-1.0	2150	30	Can you tell what career your father or guardian had when you were growing up? Which of professional groups on this card did he/she belong to?
271	V450	Farmers: cultivated area of the farm	continuous	numeric-3.0	92	2088	Approximately how large area of cultivated land have you here on the farm?
272	V453	Respondent's written language 85	discrete	numeric-1.0	2168	12	What form of language do you use when you write Bokmål or Nynorsk?
273	V454	Interest in language question 85	discrete	numeric-1.0	2170	10	How interested are you in the language question, would you say that you are very interested, somewhat interested, or not interested?
274	V455	Relation to alcohol 85	discrete	numeric-1.0	2172	8	Reckon you as a teetotaler, or do you drink the alcohol from time to time?
275	V456	Interested in the temperance issue 85	discrete	numeric-1.0	349	1831	How strongly are you interested in the temperance movement, would you say that you are very interested, somewhat interested, or not interested?
276	V457	Alcohol regulations 85	discrete	numeric-1.0	2168	12	The government has implemented many measures to regulate the use of alcohol. What do you think of these regulations, do you think the regulations are too strict, or that they are too lenient?
277	V458	Member of christian organization 85	discrete	numeric-1.0	2171	9	Are you a member of any religious or Christian associations or organizations?
278	V459	Number of times service at church last month	continuous	numeric-2.0	2159	21	How many times during the last month have you ... A. Been present at services in the church?

#	Name	Label	Type	Format	Valid	Invalid	Question
279	V461	Number of times at religious meetings last month	continuous	numeric-2.0	2155	25	How many times during the last month have you ... B. Been present in other religious meetings?
280	V463	Number of times heard religious services on radio and television last month	continuous	numeric-2.0	2137	43	How many times during the last month have you ... C. Heard religious services on radio and television?
281	V465	Member union?	discrete	numeric-1.0	2169	11	Are you a member of any professional organization or organization of employers or other professional association?
282	V468	Organization confederation 85	discrete	numeric-1.0	914	1266	Which organization are you a member of? What main association does this organization belong to?
283	V469	Active member of the organization?	discrete	numeric-1.0	929	1251	Are you an active member of this organization? With active member I mean that you go to meetings at least a few times a year.
284	V470	Party best looking after organizational interests: rv	continuous	numeric-1.0	5	2175	Which party or parties do you think best reflect the interests your organization stands for? ... A. Red electoral alliance.
285	V471	Party best looking after organizational interests: nkp	continuous	numeric-1.0	3	2177	Which party or parties do you think best reflect the interests your organization stands for? ... B. The norwegian communist party.
286	V472	Party best looking after organizational interests: sv	continuous	numeric-1.0	55	2125	Which party or parties do you think best reflect the interests your organization stands for? ... C. Socialist left party.
287	V473	Party best looking after organizational interests: dna	continuous	numeric-1.0	419	1761	Which party or parties do you think best reflect the interests your organization stands for? ... D. The norwegian labour party.
288	V474	Party best looking after organizational interests: v	continuous	numeric-1.0	15	2165	Which party or parties do you think best reflect the interests your organization stands for? ... E. The liberal party.
289	V475	Party best looking after organizational interests: krf	continuous	numeric-1.0	25	2155	Which party or parties do you think best reflect the interests your organization stands for? ... F. The christian democratic party.
290	V476	Party best looking after organizational interests: sp	continuous	numeric-1.0	66	2114	Which party or parties do you think best reflect the interests your organization stands for? ... G. The centre (agrarian) party.
291	V477	Party best looking after organizational interests: dlf	continuous	numeric-1.0	3	2177	Which party or parties do you think best reflect the interests your organization stands for? ... H. The liberal people's party.
292	V478	Party best looking after organizational interests: h	continuous	numeric-1.0	132	2048	Which party or parties do you think best reflect the interests your organization stands for? ... I. The conservative party.
293	V479	Party best looking after organizational interests: frp	continuous	numeric-1.0	5	2175	Which party or parties do you think best reflect the interests your organization stands for? ... J. The progress party.
294	V480	Party best looking after organizational interests: other	continuous	numeric-1.0	1	2179	Which party or parties do you think best reflect the interests your organization stands for? ... K. Other parties.

#	Name	Label	Type	Format	Valid	Invalid	Question
295	V481	Party best looking after organizational interests: don't know	discrete	numeric-1.0	265	1915	Which party or parties do you think best reflect the interests your organization stands for? ... L. All parties/no parties, political independent.
296	V482	Completed general education	discrete	numeric-1.0	2162	18	What general education have you completed?
297	V483	Completed other education + 5 months?	discrete	numeric-1.0	2138	42	Have you completed any other education where schooling or studies normally lasts at least 5 months? (Apprenticeship or work experience are not included here).
298	V484	Type of education	continuous	numeric-1.0	1320	860	What education is this? If several, include only the education that respondent believe is the most important.
299	V485	V485	discrete	numeric-2.0	2180	0	V485.
300	V486	Gross income before taxes, respondent + spouse	discrete	numeric-2.0	2168	12	What gross income did you (and your spouse / partner) have in total in 1984?
301	V489	Census control	discrete	numeric-1.0	2180	0	Census control
302	V491	Identification number 1985 anonymous	continuous	numeric-4.0	2180	0	Identification number 1985 anonymous.
303	V495	Identification number panel 1981-1985	continuous	numeric-4.0	2180	0	Identification number panel 1981-1985.
304	V499	Spouse voting 1985	discrete	numeric-2.0	2180	0	Spouse voting 1985.
305	V500	Spouse same voting as respondent	discrete	numeric-1.0	2180	0	Spouse same voting as respondent.
306	V502	Counties with electoral alliances 85	discrete	numeric-1.0	2180	0	Counties with electoral alliances 85.
307	V503	Electoral alliance counties separately	discrete	numeric-2.0	2180	0	Electoral alliance counties separately.
308	V504	Knowledge of electoral alliance right-wrong answer	discrete	numeric-1.0	2180	0	Knowledge of electoral alliance right-wrong answer.
309	V505	Voters who have voted for electoral alliances	discrete	numeric-1.0	2180	0	Velgere som har stemt på listeforbund
310	V506	Knowledge about electoral alliance, all voters	discrete	numeric-1.0	2180	0	Knowledge about electoral alliance, all voters.
311	V512	Education <jfr. 482,483> 85	discrete	numeric-1.0	2180	0	Education <jfr. 482,483> 85.
312	V515	Sector affiliation 85	discrete	numeric-1.0	2180	0	Sector affiliation 85.
313	V516	Population density, 9 kutt 1985	discrete	numeric-1.0	2180	0	Population density, 9 kutt 1985.
314	V517	Population density, 4 kutt 1985	discrete	numeric-1.0	2180	0	Population density, 4 kutt 1985.
315	V518	Population density, 2 kutt 1985	discrete	numeric-1.0	2180	0	Population density, 2 kutt 1985.
316	V575	Region 6 kutt<a> 85	discrete	numeric-1.0	2180	0	Region 6 kutt<a> 85
317	V576	Region 6 kutt<b> 85	discrete	numeric-1.0	2180	0	Region 6 kutt<b> 85
318	V577	Occupation 8 kutt 85	discrete	numeric-1.0	2180	0	Occupation 8 kutt 85.
319	V578	Occupation 5 kutt 85	discrete	numeric-1.0	2180	0	Occupation 5 kutt 85.
320	V579	Occupation 6 kutt 85	discrete	numeric-1.0	2180	0	Occupation 6 kutt 85.
321	V580	Occupational group in 85	discrete	numeric-1.0	2180	0	Occupational group in 85

#	Name	Label	Type	Format	Valid	Invalid	Question
322	V689	Own main occupation <nyk>	discrete	numeric-3.0	1503	677	Own main occupation <nyk>
323	V692	Last main occupation <nyk>	discrete	numeric-3.0	252	1928	Last main occupation <nyk>
324	V695	Spouse's main occupation	discrete	numeric-3.0	1280	900	Spouse's main occupation.

### Group Background information

#	Name	Label	Type	Format	Valid	Invalid	Question
1	V14	Year of birth	continuous	numeric-2.0	2180	0	Year of birth.
2	V16	Gender	discrete	numeric-1.0	2180	0	Gender.
3	V60	Where did you grow up 85	discrete	numeric-1.0	2176	4	Did you grow up in this municipality (town), or have you moved here since childhood?
4	V61	What county did you grow up in	discrete	numeric-1.0	18	2162	What county did you grow up in ... .. Irrelevant, grew up in a country other than Norway.
5	V64	Urban area grew up 85	discrete	numeric-1.0	1008	1172	Would yo usay that the place where you grew up was purely a rural area, an urban/suburban area, an ordinary town, or one of the country's largest torns or cities?
6	V74	Opinion towards developmental aid	discrete	numeric-1.0	2173	7	<a href="#">V74 question details</a>
7	V394	Marital status	discrete	numeric-1.0	2164	16	Are you single, married, cohabiting, widow / widower or separated / divorced?
8	V395	Number of children under 16	continuous	numeric-1.0	2146	34	How many children under 16 are there in the household?
9	V400	Do you belong to any class?	discrete	numeric-1.0	2157	23	There is so much talk about different social classes. Most people say they belong to one of two classes: either the working class or middle class. Do you ever think of yourself as a member of one of these classes?
10	V401	Active subjective social class	discrete	numeric-1.0	797	1383	There is so much talk about different social classes. Most people say they belong to one of two classes: either the working class or middle class. Which class?
11	V402	Passive subjective social class	discrete	numeric-1.0	1360	820	If you had to choose, would you say you were closest to belong in the working class or middle class?
12	V403	Paid work?	discrete	numeric-1.0	2170	10	Do you currently have any paid work of at least one hour per week?
13	V408	Gross working hours per week	continuous	numeric-2.0	1440	740	How many hours do you work per week usually in this profession? Include also paid overtime and extra work at home in connection with this work?
14	V410	Highly varying working hours	discrete	numeric-1.0	259	1921	If respondent has highly variable working hours per week, make an estimate of the average working hours per week and tick here.
15	V411	Industry	discrete	numeric-1.0	1495	685	Can you tell which of the industries on this card you work in?

#	Name	Label	Type	Format	Valid	Invalid	Question
16	V412	Position	discrete	numeric-1.0	1487	693	Can you tell which of the positions on this card best suits the job you have?
17	V413	Schedule / regulate own work	discrete	numeric-1.0	1494	686	To what extent would you say that you can plan and control your work, would you say to a large extent, to some extent, to a small extent or not at all?
18	V414	Manage the work of others 85	discrete	numeric-1.0	1483	697	Do you have tasks which consists in directing the work of others?
19	V415	Work in main occupation as	discrete	numeric-1.0	1500	680	Do you work in your main occupation as an employee, an independent with hired help, as an independent without hired help or as a family member without a fixed salary?
20	V416	Type of business	discrete	numeric-1.0	1271	909	Is the business private, public or affiliated with an organization, eg. cooperative?
21	V417	Number of employees in company	discrete	numeric-1.0	1369	811	How many employees are there in the company where you work?
22	V418	Source of livelihood	discrete	numeric-1.0	667	1513	What are your main activity or source of livelihood?
23	V419	Work until retirement, pension?	discrete	numeric-1.0	352	1828	Did you have paid work until the time you began to receive pension / annuity?
24	V424	Gross working hours per week	continuous	numeric-2.0	231	1949	How many hours did you usually work per week in this profession?
25	V426	Highly varying working hours	discrete	numeric-1.0	55	2125	If respondent had highly varying working hours per week, make an estimate of the average working hours per week and check here.
26	V430	Industry	discrete	numeric-1.0	252	1928	Can you tell which of these industries you worked in?
27	V431	Position	discrete	numeric-1.0	249	1931	Can you tell which of these employment terms that matches the position you had?
28	V432	Schedule / regulate own work	discrete	numeric-1.0	251	1929	To what extent would you say that you could plan and control your work, would you say to a large extent, to some extent, to a small extent or not at all?
29	V433	Managed the work of others 85	discrete	numeric-1.0	252	1928	Did you have tasks that consisted in managing the work of others?
30	V434	Type of main occupation	discrete	numeric-1.0	253	1927	Did you work in your main occupation as an employee, an independent with hired help, as an independent without hired help or as a family member without a fixed salary?
31	V435	Type of business	discrete	numeric-1.0	198	1982	Was the business private, public or associated with an organization, eg. cooperative?
32	V436	Number of employees in company	discrete	numeric-1.0	220	1960	How many employees were in the company / workplace where you worked?
33	V437	Spouse income from work at least 1 hour per week 85	discrete	numeric-1.0	1563	617	Does your spouse / partner currently any paid work? As paid work also consider family workers without fixed wages on farms, in business and in the family business otherwise.

#	Name	Label	Type	Format	Valid	Invalid	Question
34	V438	Spouse's main tasks 85	discrete	numeric-1.0	444	1736	What is your spouse's / partner's main activities or source of livelihood?
35	V443	Spouse / partner: gross working week	continuous	numeric-2.0	1199	981	How many hours per week in this profession does/did he/she usually work?
36	V445	Spouse / partner: highly variable working hours	discrete	numeric-1.0	244	1936	If he / she has / had highly variable working hours per week, make an estimate of the average working hours per week and check here.
37	V446	Spouse profession 85	discrete	numeric-1.0	1283	897	Which of these occupational group on this card does/did she/he belong to?
38	V447	Type of business	discrete	numeric-1.0	1279	901	Is / was the business private, public or associated with an organization such as cooperatives?
39	V448	Manage others work 85	discrete	numeric-1.0	1285	895	Do/did he/she have duties which consist/ consisted of managing others work?
40	V449	Parent main occupation during adolescence	discrete	numeric-1.0	2150	30	Can you tell what career your father or guardian had when you were growing up? Which of professional groups on this card did he/she belong to?
41	V450	Farmers: cultivated area of the farm	continuous	numeric-3.0	92	2088	Approximately how large area of cultivated land have you here on the farm?
42	V453	Respondent's written language 85	discrete	numeric-1.0	2168	12	What form of language do you use when you write Bokmål or Nynorsk?
43	V454	Interest in language question 85	discrete	numeric-1.0	2170	10	How interested are you in the language question, would you say that you are very interested, somewhat interested, or not interested?
44	V455	Relation to alcohol 85	discrete	numeric-1.0	2172	8	Reckon you as a teetotaler, or do you drink the alcohol from time to time?
45	V456	Interested in the temperance issue 85	discrete	numeric-1.0	349	1831	How strongly are you interested in the temperance movement, would you say that you are very interested, somewhat interested, or not interested?
46	V457	Alcohol regulations 85	discrete	numeric-1.0	2168	12	The government has implemented many measures to regulate the use of alcohol. What do you think of these regulations, do you think the regulations are too strict, or that they are too lenient?
47	V458	Member of christian organization 85	discrete	numeric-1.0	2171	9	Are you a member of any religious or Christian associations or organizations?
48	V459	Number of times service at church last month	continuous	numeric-2.0	2159	21	How many times during the last month have you ... A. Been present at services in the church?
49	V461	Number of times at religious meetings last month	continuous	numeric-2.0	2155	25	How many times during the last month have you ... B. Been present in other religious meetings?
50	V463	Number of times heard religious servies on radio and television last month	continuous	numeric-2.0	2137	43	How many times during the last month have you ... C. Heard religious services on radio and television?
51	V468	Organization confederation 85	discrete	numeric-1.0	914	1266	Which organization are you a member of? What main association does this organization belong to?
52	V469	Active member of the organization?	discrete	numeric-1.0	929	1251	Are you an active member of this organization? With active member I

#	Name	Label	Type	Format	Valid	Invalid	Question
							mean that you go to meetings at least a few times a year.
53	V470	Party best looking after organizational interests: rv	continuous	numeric-1.0	5	2175	Which party or parties do you think best reflect the interests your organization stands for? ... A. Red electoral alliance.
54	V471	Party best looking after organizational interests: nkp	continuous	numeric-1.0	3	2177	Which party or parties do you think best reflect the interests your organization stands for? ... B. The norwegian communist party.
55	V472	Party best looking after organizational interests: sv	continuous	numeric-1.0	55	2125	Which party or parties do you think best reflect the interests your organization stands for? ... C. Socialist left party.
56	V473	Party best looking after organizational interests: dna	continuous	numeric-1.0	419	1761	Which party or parties do you think best reflect the interests your organization stands for? ... D. The norwegian labour party.
57	V474	Party best looking after organizational interests: v	continuous	numeric-1.0	15	2165	Which party or parties do you think best reflect the interests your organization stands for? ... E. The liberal party.
58	V475	Party best looking after organizational interests: krf	continuous	numeric-1.0	25	2155	Which party or parties do you think best reflect the interests your organization stands for? ... F. The christian democratic party.
59	V476	Party best looking after organizational interests: sp	continuous	numeric-1.0	66	2114	Which party or parties do you think best reflect the interests your organization stands for? ... G. The centre (agrarian) party.
60	V477	Party best looking after organizational interests: dlf	continuous	numeric-1.0	3	2177	Which party or parties do you think best reflect the interests your organization stands for? ... H. The liberal people's party.
61	V478	Party best looking after organizational interests: h	continuous	numeric-1.0	132	2048	Which party or parties do you think best reflect the interests your organization stands for? ... I. The conservative party.
62	V479	Party best looking after organizational interests: frp	continuous	numeric-1.0	5	2175	Which party or parties do you think best reflect the interests your organization stands for? ... J. The progress party.
63	V480	Party best looking after organizational interests: other	continuous	numeric-1.0	1	2179	Which party or parties do you think best reflect the interests your organization stands for? ... K. Other parties.
64	V481	Party best looking after organizational interests: don't know	discrete	numeric-1.0	265	1915	Which party or parties do you think best reflect the interests your organization stands for? ... L. All parties/no parties, political independent.
65	V482	Completed general education	discrete	numeric-1.0	2162	18	What general education have you completed?
66	V483	Completed other education + 5 months?	discrete	numeric-1.0	2138	42	Have you completed any other education where schooling or studies normally lasts at least 5 months? (Apprenticeship or work experience are not included here).
67	V484	Type of education	continuous	numeric-1.0	1320	860	What education is this? If several, include only the education that respondent believe is the most important.
68	V485	V485	discrete	numeric-2.0	2180	0	V485.



#	Name	Label	Type	Format	Valid	Invalid	Question
69	V486	Gross income before taxes, respondent + spouse	discrete	numeric-2.0	2168	12	What gross income did you (and your spouse / partner) have in total in 1984?
70	V499	Spouse voting 1985	discrete	numeric-2.0	2180	0	Spouse voting 1985.
71	V500	Spouse same voting as respondent	discrete	numeric-1.0	2180	0	Spouse same voting as respondent.
72	V502	Counties with electoral alliances 85	discrete	numeric-1.0	2180	0	Counties with electoral alliances 85.
73	V503	Electoral alliance counties separately	discrete	numeric-2.0	2180	0	Electoral alliance counties separately.
74	V504	Knowledge of electoral alliance right-wrong answer	discrete	numeric-1.0	2180	0	Knowledge of electoral alliance right-wrong answer.
75	V505	Voters who have voted for electoral alliances	discrete	numeric-1.0	2180	0	Velgere som har stemt på listeforbund
76	V506	Knowledge about electoral alliance, all voters	discrete	numeric-1.0	2180	0	Knowledge about electoral alliance, all voters.
77	V512	Education <jfr. 482,483> 85	discrete	numeric-1.0	2180	0	Education <jfr. 482,483> 85.
78	V575	Region 6 kutt<a> 85	discrete	numeric-1.0	2180	0	Region 6 kutt<a> 85
79	V576	Region 6 kutt<b> 85	discrete	numeric-1.0	2180	0	Region 6 kutt<b> 85
80	V577	Occupation 8 kutt 85	discrete	numeric-1.0	2180	0	Occupation 8 kutt 85.
81	V578	Occupation 5 kutt 85	discrete	numeric-1.0	2180	0	Occupation 5 kutt 85.
82	V579	Occupation 6 kutt 85	discrete	numeric-1.0	2180	0	Occupation 6 kutt 85.
83	V580	Occupational group in 85	discrete	numeric-1.0	2180	0	Occupational group in 85
84	V689	Own main occupation <nyk>	discrete	numeric-3.0	1503	677	Own main occupation <nyk>
85	V692	Last main occupation <nyk>	discrete	numeric-3.0	252	1928	Last main occupation <nyk>
86	V695	Spouse's main occupation	discrete	numeric-3.0	1280	900	Spouse's main occupation.

### Group Political interest, activity and knowledge

#	Name	Label	Type	Format	Valid	Invalid	Question
1	V65	Political interest	discrete	numeric-1.0	2180	0	Now we will look at some political issues. Would you say that you are generally very politically interested, fairly interested, somewhat interested, or not at all interested?
2	V66	Type of political interest	discrete	numeric-1.0	2165	15	What are you most interested: foreign policy issues, that which happens in the municipality or Norwegian domestic politics?
3	V107	Paying member of a party?	discrete	numeric-1.0	2175	5	Are you at present a dues-paying member of any political party?
4	V108	Member of party 85	discrete	numeric-2.0	329	1851	Which party is this? (Paying member).
5	V110	Direct or collective membership?	discrete	numeric-1.0	114	2066	Is your membership a direct membership or a collective affiliation through a trade union?
6	V111	Would you like to join a party?	discrete	numeric-1.0	1832	348	Would you consider becoming a member of a political party?
7	V112	Participated in nomination meetings 1985-valget?	discrete	numeric-1.0	2168	12	The individual parties arranged a number of meetings to discuss the order of candidates on their lists prior to the

#	Name	Label	Type	Format	Valid	Invalid	Question
							Starting election in the autumn. Did you participate in any such meeting?
8	V113	Candidate information 85	discrete	numeric-1.0	2180	0	Can you name one or more candidates on any party list prior to this autumn's Storting election here in _____ county? Up to five names may be given.
9	V148	Signed an appeal	discrete	numeric-1.0	2171	9	We now turn to a number of questions concerning various political activities in which it is possible to participate. During the course of the past four years, have you ... .. A. Signed your name under any appeal, protest, petition, etc., in order to advance a particular political cause?
10	V149	Participated in demonstration	discrete	numeric-1.0	2171	9	We now turn to a number of questions concerning various political activities in which it is possible to participate. During the course of the past four years, have you ... .. B. Participated in any demonstration/action, etc., to advance a particular political cause?
11	V150	Written in the newspaper	discrete	numeric-1.0	2171	9	We now turn to a number of questions concerning various political activities in which it is possible to participate. During the course of the past four years, have you ... .. C. Had anything you have written printed in a newspaper in order to advance a particular political cause?
12	V151	Taken up an issue in party or organisation	discrete	numeric-1.0	2170	10	We now turn to a number of questions concerning various political activities in which it is possible to participate. During the course of the past four years, have you ... .. D. Taken up a particular issue within a political party, trade union, or other organisation?
13	V152	Forwarded a complaint	discrete	numeric-1.0	2170	10	We now turn to a number of questions concerning various political activities in which it is possible to participate. During the course of the past four years, have you ... .. E. Forwarded any written complaints, presentet other political proposals, etc.?
14	V153	Contacted representative	discrete	numeric-1.0	2161	19	We now turn to a number of questions concerning various political activities in which it is possible to participate. During the course of the past four years, have you ... .. F. Approached any representative elected by popular vote?
15	V154	Other activites	discrete	numeric-1.0	0	2180	We now turn to a number of questions concerning various political activities in which it is possible to participate. During the course of the past four years, have you ... .. G. Other answers, please specify.
16	V155	Can't remember	continuous	numeric-1.0	2	2178	We now turn to a number of questions concerning various political activities in which it is possible to participate. During the course of the past four years, have you ... .. H. Can't remember, refuses to answer.
17	V399	Political interest	discrete	numeric-1.0	2163	17	Many people are interested in politics constantly whether it is an election

#	Name	Label	Type	Format	Valid	Invalid	Question
							year or not, while others are less interested. How regularly will you say that you're updating yourself on what's happening in the political sphere, you say all the time, part of the time or only occasionally?
18	V465	Member union?	discrete	numeric-1.0	2169	11	Are you a member of any professional organization or organization of employers or other professional association?

### Group Attitudes towards political questions

#	Name	Label	Type	Format	Valid	Invalid	Question
1	V71	Do you have an opinion about the NATO-question?	discrete	numeric-1.0	2161	19	<a href="#">V71 question details</a>
2	V72	Opinion about the NATO-alliance	discrete	numeric-1.0	1765	415	Many are the of the opinion that we should continue to be a member in the NATO alliance, while others believe that our membership should be abolished, what is your opinion?
3	V73	Definite opinion NATO? 85	discrete	numeric-1.0	1762	418	Do you have a definite opinion in this (NATO) question, or are you more uncertain?
4	V74	Opinion towards developmental aid	discrete	numeric-1.0	2173	7	<a href="#">V74 question details</a>
5	V75	Definite opinion development aid? 85	discrete	numeric-1.0	2166	14	Do you have a definite opinion on this (developmental aid) issue, or are you more uncertain?
6	V76	Nuclear weapons free zones	discrete	numeric-1.0	2171	9	Are you for or against the proposal to introduce nuclear weapons free zones in Scandinavia and Europe, or have no opinion on this matter?
7	V77	Views on negotiations on nuclear-free zones	discrete	numeric-1.0	1335	845	Many believe that negotiations on nuclear-free zones should only be done in consultation with our allies in NATO, while others claim that the Norwegian authorities should also take up the question zone on their own with non-NATO countries. What is your view?
8	V78	Definite opinion on nuclear-free zones? 85	discrete	numeric-1.0	1627	553	Do you have a definite opinion on this (nuclear-free zones) issue, or are you more uncertain?
9	V79	Governments policy USA foreign policy	discrete	numeric-1.0	2180	0	<a href="#">V79 question details</a>
10	V80	Governments policy USSR foreign policy	discrete	numeric-1.0	2179	1	In relation to the Soviet Union, do you think the Norwegian government durint the part three or four years has been too stronly critical, not critical enough, or has been adequately critical of Soviet foreign policy?
11	V81	Opinion on social welfare 85	discrete	numeric-1.0	2167	13	<a href="#">V81 question details</a>
12	V82	Ratings of welfare development	discrete	numeric-1.0	2006	174	What is your opinion. Do you think that in the future there should be less benefits, they should be maintained as they are now, or should they be built further out?

#	Name	Label	Type	Format	Valid	Invalid	Question
13	V83	Ratings on welfare abuse	discrete	numeric-1.0	2180	0	Do you think that our social security is misused to a large extent, that they are abused somewhat, or that they are abused very little?
14	V84	Abortion 85	discrete	numeric-1.0	2174	6	<a href="#">V84 question details</a>
15	V98	Opinions of tax reduction 85	discrete	numeric-1.0	2175	5	A number of cuts in the taxes have been made since the changeover in government in 1981. Do you think on the whole that these cuts have been too small, about right, or do you think they have been too extensive?
16	V99	Satisfied with change in public regulations?	discrete	numeric-1.0	2176	4	<a href="#">V99 question details</a>
17	V121	Kindergarten expansion	discrete	numeric-1.0	2099	81	<a href="#">V121 question details</a>
18	V122	Reduction of state control 85	discrete	numeric-1.0	2164	16	<a href="#">V122 question details</a>
19	V123	Stop trade with South-Africa	discrete	numeric-1.0	2161	19	<a href="#">V123 question details</a>
20	V124	Cut the rate in oil production	discrete	numeric-1.0	2153	27	<a href="#">V124 question details</a>
21	V125	Socialise industries	discrete	numeric-1.0	2156	24	<a href="#">V125 question details</a>
22	V126	Reduce defence expenditure	discrete	numeric-1.0	2158	22	<a href="#">V126 question details</a>
23	V127	Abolish grading systems secondary school	discrete	numeric-1.0	2164	16	<a href="#">V127 question details</a>
24	V128	Prohibit pornography	discrete	numeric-1.0	2159	21	<a href="#">V128 question details</a>
25	V129	Cut high income tax	discrete	numeric-1.0	2164	16	<a href="#">V129 question details</a>
26	V130	Private companies north sea	discrete	numeric-1.0	2163	17	<a href="#">V130 question details</a>
27	V134	Danger for war?	discrete	numeric-1.0	2175	5	How great a danger do you think there is of Norway becoming involved in a new war during the next few years? Do you think there is a great danger, a fairly great danger, or only a slight danger of this happening?
28	V135	Subsidies rural areas?	discrete	numeric-1.0	2175	5	The government has long subsidised the rural industries of agriculture and fisheries. During the recent years, many large towns have also put forward demands for economic support. Who do you think it is most important to support with future economic measures - rural industries or large towns?
29	V137	Danger of oil drilling	discrete	numeric-1.0	2176	4	Opinions are divided as to the dangers of drilling for oil along the Norwegian coast. Do you think the risk of serious accidents occurring is very great, fairly great, fairly small, or very small?
30	V138	Control of oil activity	discrete	numeric-1.0	2175	5	<a href="#">V138 question details</a>
31	V140	View of public sector	discrete	numeric-1.0	2160	20	Are you mainly for or against reducing the extent of the public sector in Norway, or don't you have an opinion on the matter?
32	V141	Definite opinion	discrete	numeric-1.0	1185	995	Do you have a definite opinion on this matter, or are you uncertain? (Extent of public sector).
33	V142	View on gender equality	discrete	numeric-1.0	2167	13	Over the last few years, there has been an emphasis on creating equality between women and men. Would you

#	Name	Label	Type	Format	Valid	Invalid	Question
							say that the work of ensuring gender equality should be continued further, has it been carried far enough, carried too far, or don't you have an opinion on this matter?
34	V143	Definite opinion	discrete	numeric-1.0	2070	110	Do you have a definite opinion on this matter, or are you uncertain? (Gender equality).
35	V144	View of private health services	discrete	numeric-1.0	2170	10	Are you mainly for or against the proposal to allow private health services on a commercial basis in addition to the existing national health services, or don't you have an opinion on the matter?
36	V145	Definite opinion	discrete	numeric-1.0	1833	347	Do you have a definite opinion on this matter, or are you uncertain? (Private health services).
37	V146	View on cohabiting couples	discrete	numeric-1.0	2173	7	Are you mainly for or against giving cohabiting couples the same rights and obligations as married couples, or don't you have an opinion on the matter?
38	V147	Definite opinion	discrete	numeric-1.0	1874	306	Do you have a definite opinion on this matter, or are you uncertain? (Rights/obligations for cohabiting couples)
39	V180	Women 50% of public committees?	discrete	numeric-1.0	2167	13	We now come to some opinions that people can express. Would you strongly agree, somewhat agree, somewhat disagree or strongly disagree? What do you feel about the following statements ... B. Women should make up half of the members of boards and committees.
40	V182	Christian mission statement in kindergartens	discrete	numeric-1.0	2167	13	We now come to some opinions that people can express. Would you strongly agree, somewhat agree, somewhat disagree or strongly disagree? What do you feel about the following statements ... D. We should introduce Christian mission statement in all public kindergartens.
41	V183	Increase financial support for immigrants for the preservation of culture	discrete	numeric-1.0	2162	18	We now come to some opinions that people can express. Would you strongly agree, somewhat agree, somewhat disagree or strongly disagree? What do you feel about the following statements ... E. We should increase the financial support to immigrants so that they can preserve their own culture.
42	V184	Allowing advertising in radio / television?	discrete	numeric-1.0	2162	18	We now come to some opinions that people can express. Would you strongly agree, somewhat agree, somewhat disagree or strongly disagree? What do you feel about the following statements ... F. We should allow advertising on radio and television.
43	V185	Petroleum activities too complicated for ordinary people	discrete	numeric-1.0	2162	18	<a href="#">V185 question details</a>
44	V189	Prioritise public services rather than low tax	discrete	numeric-1.0	2168	12	We now come to some opinions that people can express. Would you strongly agree, somewhat agree, somewhat disagree or strongly disagree? What

#	Name	Label	Type	Format	Valid	Invalid	Question
							do you feel about the following statements ... H. It is more important to develop public services than to reduce taxes.
45	V190	Which public services develop?	discrete	numeric-1.0	101	2079	Which public services would you build further out?
46	V338	Increase the pace of development of the waterways	discrete	numeric-1.0	2161	19	We have some more statements about politics. Are you strongly agree, somewhat agree, somewhat disagree or strongly disagree ... B. The pace of development of the waterways should be increased..
47	V340	Industry to secure growth	discrete	numeric-1.0	2156	24	We have some more statements about politics. Are you strongly agree, somewhat agree, somewhat disagree or strongly disagree ... D. To safeguard economic growth, we still need industrial development, even though this were to come in conflict with nature conservation interests.

### Group View on economy and labour

#	Name	Label	Type	Format	Valid	Invalid	Question
1	V85	Assessment of personal financial situation last year	discrete	numeric-1.0	2178	2	We are interested in how people are financially these days. Would you say that you and your household is financially better or worse off than a year ago?
2	V86	The degree of personal economic development	discrete	numeric-1.0	584	1596	Is it much better or somewhat better?
3	V87	The degree of personal economic deterioration	discrete	numeric-1.0	301	1879	Is it much worse or somewhat worse?
4	V88	Assessment of the country's economic situation last year	discrete	numeric-1.0	2175	5	Now let's talk about the economic situation of the country. Would you say that the country's economy during the past year has improved, remained the same, or deteriorated?
5	V89	Degree of national economic development	discrete	numeric-1.0	1050	1130	Would you say much better or somewhat better?
6	V90	Degree of national economic deterioration	discrete	numeric-1.0	207	1973	Would you say much worse or somewhat worse?
7	V94	Assessment of personal financial opportunities coming year	discrete	numeric-1.0	2178	2	Let's think ahead in the coming years. Do you think that your financial situation will be roughly as now, it will be better than now, or do you fear that it will be worse than now?
8	V95	Some of the household labor problems last 4 years?	discrete	numeric-1.0	2176	4	Have you or anyone in your household been unemployed or had great difficulty in finding a job in the last four years?
9	V96	Do you fear unemployment in the future?	discrete	numeric-1.0	2169	11	Do you or do you no fear that you yourself, or a member of your household may experience unemployment within the next few years?
10	V100	Unemployment: causes	discrete	numeric-1.0	2176	4	<a href="#">V100 question details</a>
11	V101	If Labour government: employment?	discrete	numeric-1.0	1996	184	Let's imagine that we'd had a Labour party government during the past four

#	Name	Label	Type	Format	Valid	Invalid	Question
							years. Do you think that unemployment would have been about the same as now, higher than at present, or lower than present?
12	V102	Price increase: causes	discrete	numeric-1.0	2180	0	Prices increases are lower when compared to recent years. What do you is the cause of this: government policy or other factors?
13	V103	If Labour government: price increase?	discrete	numeric-1.0	1894	286	Let's imagine that we'd had a Labour party government during the past four years. Do you think that prices would have been the about the same as now, lower than at present, or higher than at present?
14	V136	Retirement age vs shorter work day	discrete	numeric-1.0	2176	4	If you had to choose between lowering the retirement age or shortening the number of hours in the working day, which would you prefer?
15	V179	Employees elect 50% of directors?	discrete	numeric-1.0	2170	10	We now come to some opinions that people can express. Would you strongly agree, somewhat agree, somewhat disagree or strongly disagree? What do you feel about the following statements ... .. A. Employees should elect half of the directors of private companies.
16	V181	Focus on high economic growth and productivity	discrete	numeric-1.0	2161	19	We now come to some opinions that people can express. Would you strongly agree, somewhat agree, somewhat disagree or strongly disagree? What do you feel about the following statements ... .. C. We should aim for a society with high economic growth and high productivity.
17	V341	Employment safe through state control	discrete	numeric-1.0	2158	22	We have some more statements about politics. Are you strongly agree, somewhat agree, somewhat disagree or strongly disagree ... .. E. Full employment can more easily be secured if the state more leverage over banks and industries.

### Group Attitudes towards politics and society

#	Name	Label	Type	Format	Valid	Invalid	Question
1	V114	More women in parliament?	discrete	numeric-1.0	2167	13	<a href="#">V114 question details</a>
2	V115	More abstainers in parliament?	discrete	numeric-1.0	2165	15	<a href="#">V115 question details</a>
3	V116	More workers in parliament?	discrete	numeric-1.0	2161	19	The Storting comprises representatives from many different groups in Norwegian society. We would like to know whether you think certain groups are reasonably represented in the Storting, starting with women ... .. C. What about workers?
4	V117	More young people <30 in parliament?	discrete	numeric-1.0	2165	15	The Storting comprises representatives from many different groups in Norwegian society. We would like to know whether you think certain groups are reasonably represented in the

#	Name	Label	Type	Format	Valid	Invalid	Question
							Storting, starting with women ... .. D. What about young people under the age of 30?
5	V118	More farmers in parliament?	discrete	numeric-1.0	2167	13	The Storting comprises representatives from many different groups in Norwegian society. We would like to know whether you think certain groups are reasonably represented in the Storting, starting with women ... .. E. Farmers?
6	V119	More traders in parliament?	discrete	numeric-1.0	2167	13	The Storting comprises representatives from many different groups in Norwegian society. We would like to know whether you think certain groups are reasonably represented in the Storting, starting with women ... .. F. People in trade and business?
7	V120	Other groups should be represented in parliament?	discrete	numeric-1.0	1458	722	<a href="#">V120 question details</a>
8	V139	Politikak opposites	discrete	numeric-1.0	2157	23	<a href="#">V139 question details</a>
9	V175	Does government waste occur?	discrete	numeric-1.0	2170	10	Do you think that those who govern waste a large portion of the money we pay in taxes, that they waste some of it, or that they actually waste very little of the money?
10	V176	Politicians Expertise 85	discrete	numeric-1.0	2168	12	Do you feel that most Norwegian politicians are skilled people who usually know what they are doing, or do you think that many of them have little knowledge of the issues they are set to manage?
11	V177	Politicians Credibility 85	discrete	numeric-1.0	2169	11	Do you think that most of our politicians are credible, that politicians are generally credible, or that few Norwegian politicians are credible?
12	V178	Functioning democracy in this country	discrete	numeric-1.0	2170	10	How do you think democracy works in this country? Would you say that you generally are very satisfied, fairly satisfied, not very satisfied or not at all satisfied?
13	V337	Hard to separate the parties	discrete	numeric-1.0	2160	20	We have some more statements about politics. Are you strongly agree, somewhat agree, somewhat disagree or strongly disagree ... .. A. It is difficult to see where the important distinctions between the parties are.
14	V339	Politics little importance to me	discrete	numeric-1.0	2161	19	We have some more statements about politics. Are you strongly agree, somewhat agree, somewhat disagree or strongly disagree ... .. C. What happens in politics rarely has any significance to me.
15	V342	Policy for complicated for ordinary people	discrete	numeric-1.0	2159	21	We have some more statements about politics. Are you strongly agree, somewhat agree, somewhat disagree or strongly disagree ... .. F. Politics is often so complicated that ordinary people can not understand what it's about.
16	V343	Vote, but otherwise do little	discrete	numeric-1.0	2160	20	We have some more statements about politics. Are you strongly agree,



#	Name	Label	Type	Format	Valid	Invalid	Question
							somewhat agree, somewhat disagree or strongly disagree ... G. People like me can vote, but we can not do anything else to affect policy.

### Group Party identification and party symbol

#	Name	Label	Type	Format	Valid	Invalid	Question
1	V104	Supporter of which party	discrete	numeric-2.0	2176	4	<a href="#">V104 question details</a>
2	V106	Strength of party affiliation	discrete	numeric-1.0	1465	715	Do you consider yourself to be a totally convinced supporter of your party, or are you not especially convinced?
3	V144	View of private health services	discrete	numeric-1.0	2170	10	Are you mainly for or against the proposal to allow private health services on a commercial basis in addition to the existing national health services, or don't you have an opinion on the matter?
4	V285	Sympathy thermometer: krf	continuous	numeric-3.0	2180	0	<a href="#">V285 question details</a>
5	V288	Sympathy thermometer: v	continuous	numeric-3.0	2180	0	<a href="#">V288 question details</a>
6	V291	Sympathy thermometer: sp	continuous	numeric-3.0	2180	0	<a href="#">V291 question details</a>
7	V294	Sympathy thermometer: sv	continuous	numeric-3.0	2180	0	<a href="#">V294 question details</a>
8	V297	Sympathy thermometer: h	continuous	numeric-3.0	2180	0	<a href="#">V297 question details</a>
9	V300	Sympathy thermometer: ap	continuous	numeric-3.0	2180	0	<a href="#">V300 question details</a>
10	V303	Sympathy thermometer: frp	continuous	numeric-3.0	2180	0	<a href="#">V303 question details</a>
11	V306	Sympathy thermometer: other	continuous	numeric-3.0	2180	0	<a href="#">V306 question details</a>
12	V309	Sympathy thermometer: J.J.Jakobsen	continuous	numeric-3.0	2180	0	If we now ignore party affiliation, how do you look at some of our political leaders? Again we have sympathy thermometer that goes from 0 to 100 Which position would you give ... A. Johan J. Jakobsen
13	V312	Sympathy thermometer: Gro H.Brundtland	continuous	numeric-3.0	2180	0	If we now ignore party affiliation, how do you look at some of our political leaders? Again we have sympathy thermometer that goes from 0 to 100 Which position would you give ... B. Gro Harlem Brundtland
14	V315	Sympathy thermometer: Kåre Willoch	continuous	numeric-3.0	2180	0	If we now ignore party affiliation, how do you look at some of our political leaders? Again we have sympathy thermometer that goes from 0 to 100 Which position would you give ... C. Kåre Willoch
15	V318	Sympathy thermometer: Odd Einar Dørum	continuous	numeric-3.0	2180	0	If we now ignore party affiliation, how do you look at some of our political leaders? Again we have sympathy thermometer that goes from 0 to 100 Which position would you give ... D. Odd Einar Dørum
16	V321	Sympathy thermometer: Carl I.Hagen	continuous	numeric-3.0	2180	0	If we now ignore party affiliation, how do you look at some of our political leaders? Again we have sympathy thermometer that goes from 0 to 100 Which position would you give ... E. Carl I. Hagen

#	Name	Label	Type	Format	Valid	Invalid	Question
17	V324	Sympathy thermometer: Hanna Kvanmo	continuous	numeric-3.0	2180	0	If we now ignore party affiliation, how do you look at some of our political leaders? Again we have sympathy thermometer that goes from 0 to 100 Which position would you give ... .. F. Hanna Kvanmo
18	V327	Sympathy thermometer: Kjell Magne Bondevik	continuous	numeric-3.0	2180	0	If we now ignore party affiliation, how do you look at some of our political leaders? Again we have sympathy thermometer that goes from 0 to 100 Which position would you give ... .. G. Kjell Magne Bondevik
19	V330	Sympathy thermometer: other	continuous	numeric-3.0	2180	0	If we now ignore party affiliation, how do you look at some of our political leaders? Again we have sympathy thermometer that goes from 0 to 100 Which position would you give ... .. H. Other, please specify.
20	V388	Other party preference 1985	discrete	numeric-2.0	1927	253	If we disregard the party you voted for this autumn, which party do you like second best?

### Group Compliance respondent-party in political issues

#	Name	Label	Type	Format	Valid	Invalid	Question
1	V204	Reduction of the public sector: sv	discrete	numeric-1.0	133	2047	<a href="#">V204 question details</a>
2	V205	Reduction of the public sector: dna	discrete	numeric-1.0	532	1648	<a href="#">V205 question details</a>
3	V206	Reduction of the public sector: v	discrete	numeric-1.0	43	2137	<a href="#">V206 question details</a>
4	V207	Reduction of the public sector: krf	discrete	numeric-1.0	87	2093	<a href="#">V207 question details</a>
5	V208	Reduction of the public sector: sp	discrete	numeric-1.0	104	2076	<a href="#">V208 question details</a>
6	V209	Reduction of the public sector: h	discrete	numeric-1.0	520	1660	<a href="#">V209 question details</a>
7	V210	Reduction of the public sector: frp	discrete	numeric-1.0	129	2051	<a href="#">V210 question details</a>
8	V211	Reduction of the public sector: other	discrete	numeric-1.0	11	2169	<a href="#">V211 question details</a>
9	V212	Reduction of the public sector: all the same	discrete	numeric-1.0	725	1455	<a href="#">V212 question details</a>
10	V213	Tax policy: sv	discrete	numeric-1.0	126	2054	We would like to know how you like the parties' stance on different issues. Can you for each of the issues I mention say which party you think best expresses your own opinion ... .. B. Then there is the tax policy ... .. 1. Socialist left party (SV)
11	V214	Tax policy: dna	discrete	numeric-1.0	630	1550	We would like to know how you like the parties' stance on different issues. Can you for each of the issues I mention say which party you think best expresses your own opinion ... .. B. Then there is the tax policy ... .. 2. The norwegian labour party (DNA)

#	Name	Label	Type	Format	Valid	Invalid	Question
12	V215	Tax policy: v	discrete	numeric-1.0	33	2147	We would like to know how you like the parties' stance on different issues. Can you for each of the issues I mention say which party you think best expresses your own opinion ... B. Then there is the tax policy ... 3. The liberal party (V)
13	V216	Tax policy: krf	discrete	numeric-1.0	95	2085	We would like to know how you like the parties' stance on different issues. Can you for each of the issues I mention say which party you think best expresses your own opinion ... B. Then there is the tax policy ... 3. The christian democratic party (KRF)
14	V217	Tax policy: sp	discrete	numeric-1.0	100	2080	We would like to know how you like the parties' stance on different issues. Can you for each of the issues I mention say which party you think best expresses your own opinion ... B. Then there is the tax policy ... 4. The centre (agrarian) party (SP)
15	V218	Tax policy: h	discrete	numeric-1.0	720	1460	We would like to know how you like the parties' stance on different issues. Can you for each of the issues I mention say which party you think best expresses your own opinion ... B. Then there is the tax policy ... 5. The conservatice party (H)
16	V219	Tax policy: frp	discrete	numeric-1.0	96	2084	We would like to know how you like the parties' stance on different issues. Can you for each of the issues I mention say which party you think best expresses your own opinion ... B. Then there is the tax policy ... 6. The progress party (FRP)
17	V220	Tax policy: other	discrete	numeric-1.0	14	2166	We would like to know how you like the parties' stance on different issues. Can you for each of the issues I mention say which party you think best expresses your own opinion ... B. Then there is the tax policy ... 7. Other parties
18	V221	Tax policy: all the same	discrete	numeric-1.0	454	1726	We would like to know how you like the parties' stance on different issues. Can you for each of the issues I mention say which party you think best expresses your own opinion ... B. Then there is the tax policy ... 8. All parties the same
19	V222	Private health services on a commercial basis: sv	discrete	numeric-1.0	148	2032	We would like to know how you like the parties' stance on different issues. Can you for each of the issues I mention say which party you think best expresses your own opinion ... C. Then the question of allowing private health care on a commercial basis ... 1. Socialist left party (SV)
20	V223	Private health services on a commercial basis: dna	discrete	numeric-1.0	685	1495	<a href="#">V223 question details</a>
21	V224	Private health services on a commercial basis: v	discrete	numeric-1.0	21	2159	We would like to know how you like the parties' stance on different issues. Can you for each of the issues I mention say which party you think best expresses

#	Name	Label	Type	Format	Valid	Invalid	Question
							your own opinion ... .. C. Then the question of allowing private health care on a commercial basis ... .. 3. The liberal party (V)
22	V225	Private health services on a commercial basis: krf	discrete	numeric-1.0	65	2115	<a href="#">V225 question details</a>
23	V226	Private health services on a commercial basis: sp	discrete	numeric-1.0	65	2115	<a href="#">V226 question details</a>
24	V227	Private health services on a commercial basis: h	discrete	numeric-1.0	667	1513	We would like to know how you like the parties' stance on different issues. Can you for each of the issues I mention say which party you think best expresses your own opinion ... .. C. Then the question of allowing private health care on a commercial basis ... .. 6. The conservative party (H)
25	V228	Private health services on a commercial basis: frp	discrete	numeric-1.0	126	2054	We would like to know how you like the parties' stance on different issues. Can you for each of the issues I mention say which party you think best expresses your own opinion ... .. C. Then the question of allowing private health care on a commercial basis ... .. 7. The progress party (FRP)
26	V229	Private health services on a commercial basis: other	discrete	numeric-1.0	12	2168	We would like to know how you like the parties' stance on different issues. Can you for each of the issues I mention say which party you think best expresses your own opinion ... .. C. Then the question of allowing private health care on a commercial basis ... .. 8. Other parties
27	V230	Private health services on a commercial basis: all the same	discrete	numeric-1.0	489	1691	We would like to know how you like the parties' stance on different issues. Can you for each of the issues I mention say which party you think best expresses your own opinion ... .. C. Then the question of allowing private health care on a commercial basis ... .. 9. All parties the same
28	V231	Cohabitants rights: sv	discrete	numeric-1.0	170	2010	<a href="#">V231 question details</a>
29	V232	Cohabitants rights: dna	discrete	numeric-1.0	311	1869	<a href="#">V232 question details</a>
30	V233	Cohabitants rights: v	discrete	numeric-1.0	17	2163	<a href="#">V233 question details</a>
31	V234	Cohabitants rights: krf	discrete	numeric-1.0	359	1821	<a href="#">V234 question details</a>
32	V235	Cohabitants rights: sp	discrete	numeric-1.0	34	2146	<a href="#">V235 question details</a>
33	V236	Cohabitants rights: h	discrete	numeric-1.0	180	2000	<a href="#">V236 question details</a>
34	V237	Cohabitants rights: frp	discrete	numeric-1.0	29	2151	<a href="#">V237 question details</a>
35	V238	Cohabitants rights: other	discrete	numeric-1.0	14	2166	<a href="#">V238 question details</a>
36	V239	Cohabitants rights: all the same	discrete	numeric-1.0	1112	1068	<a href="#">V239 question details</a>
37	V240	Women's equality: sv	discrete	numeric-1.0	303	1877	We would like to know how you like the parties' stance on different issues. Can you for each of the issues I mention say which party you think best expresses your own opinion ... .. E. Then the question of continued efforts to improve

#	Name	Label	Type	Format	Valid	Invalid	Question
							the position of women ... .. 1. Socialist left party (SV)
38	V241	Women's equality: dna	discrete	numeric-1.0	557	1623	<a href="#">V241 question details</a>
39	V242	Women's equality: v	discrete	numeric-1.0	37	2143	We would like to know how you like the parties' stance on different issues. Can you for each of the issues I mention say which party you think best expresses your own opinion ... .. E. Then the question of continued efforts to improve the position of women ... .. 3. The liberal party (V)
40	V243	Women's equality: krf	discrete	numeric-1.0	130	2050	<a href="#">V243 question details</a>
41	V244	Women's equality: sp	discrete	numeric-1.0	111	2069	<a href="#">V244 question details</a>
42	V245	Women's equality: h	discrete	numeric-1.0	216	1964	We would like to know how you like the parties' stance on different issues. Can you for each of the issues I mention say which party you think best expresses your own opinion ... .. E. Then the question of continued efforts to improve the position of women ... .. 6. The conservative party (H)
43	V246	Women's equality: frp	discrete	numeric-1.0	27	2153	We would like to know how you like the parties' stance on different issues. Can you for each of the issues I mention say which party you think best expresses your own opinion ... .. E. Then the question of continued efforts to improve the position of women ... .. 7. The progress party (FRP)
44	V247	Women's equality: other	discrete	numeric-1.0	42	2138	We would like to know how you like the parties' stance on different issues. Can you for each of the issues I mention say which party you think best expresses your own opinion ... .. E. Then the question of continued efforts to improve the position of women ... .. 8. Other parties
45	V248	Women's equality: all the same	discrete	numeric-1.0	863	1317	We would like to know how you like the parties' stance on different issues. Can you for each of the issues I mention say which party you think best expresses your own opinion ... .. E. Then the question of continued efforts to improve the position of women ... .. 9. All parties the same
46	V249	Defence and security policy: sv	discrete	numeric-1.0	137	2043	We would like to know how you like the parties' stance on different issues. Can you for each of the issues I mention say which party you think best expresses your own opinion ... .. F. Defence and security policy ... .. 1. Socialist left party (SV)
47	V250	Defence and security policy: dna	discrete	numeric-1.0	524	1656	We would like to know how you like the parties' stance on different issues. Can you for each of the issues I mention say which party you think best expresses your own opinion ... .. F. Defence and security policy ... .. 2. The norwegian labour party (DNA)
48	V251	Defence and security policy: v	discrete	numeric-1.0	53	2127	We would like to know how you like the parties' stance on different issues. Can

#	Name	Label	Type	Format	Valid	Invalid	Question
							you for each of the issues I mention say which party you think best expresses your own opinion ... .. F. Defence and security policy ... .. 3. The liberal party (V)
49	V252	Defence and security policy: krf	discrete	numeric-1.0	98	2082	We would like to know how you like the parties' stance on different issues. Can you for each of the issues I mention say which party you think best expresses your own opinion ... .. F. Defence and security policy ... .. 4. The christian democratic party (KRF)
50	V253	Defence and security policy: sp	discrete	numeric-1.0	115	2065	We would like to know how you like the parties' stance on different issues. Can you for each of the issues I mention say which party you think best expresses your own opinion ... .. F. Defence and security policy ... .. 5. The centre (agrarian) party (SP)
51	V254	Defence and security policy: h	discrete	numeric-1.0	765	1415	We would like to know how you like the parties' stance on different issues. Can you for each of the issues I mention say which party you think best expresses your own opinion ... .. F. Defence and security policy ... .. 6. The conservative party Høyre (H)
52	V255	Defence and security policy: frp	discrete	numeric-1.0	44	2136	We would like to know how you like the parties' stance on different issues. Can you for each of the issues I mention say which party you think best expresses your own opinion ... .. F. Defence and security policy ... .. 7. The progress party (FRP)
53	V256	Defence and security policy: other	discrete	numeric-1.0	11	2169	We would like to know how you like the parties' stance on different issues. Can you for each of the issues I mention say which party you think best expresses your own opinion ... .. F. Defence and security policy ... .. 8. Other parties
54	V257	Defence and security policy: all the same	discrete	numeric-1.0	539	1641	We would like to know how you like the parties' stance on different issues. Can you for each of the issues I mention say which party you think best expresses your own opinion ... .. F. Defence and security policy ... .. 9. All parties the same
55	V258	Geriatric care: sv	discrete	numeric-1.0	194	1986	We would like to know how you like the parties' stance on different issues. Can you for each of the issues I mention say which party you think best expresses your own opinion ... .. G. Geriatric care ... .. 1. Socialist left party (SV)
56	V259	Geriatric care: dna	discrete	numeric-1.0	813	1367	We would like to know how you like the parties' stance on different issues. Can you for each of the issues I mention say which party you think best expresses your own opinion ... .. G. Geriatric care ... .. 2. The norwegian labour party (DNA)
57	V260	Geriatric care: v	discrete	numeric-1.0	65	2115	We would like to know how you like the parties' stance on different issues. Can you for each of the issues I mention say

#	Name	Label	Type	Format	Valid	Invalid	Question
							which party you think best expresses your own opinion ... G. Geriatric care ... 3. The liberal party (V)
58	V261	Geriatric care: krf	discrete	numeric-1.0	282	1898	We would like to know how you like the parties' stance on different issues. Can you for each of the issues I mention say which party you think best expresses your own opinion ... G. Geriatric care ... 4. The christian democratic party (KRF)
59	V262	Geriatric care: sp	discrete	numeric-1.0	183	1997	We would like to know how you like the parties' stance on different issues. Can you for each of the issues I mention say which party you think best expresses your own opinion ... G. Geriatric care ... 5. The centre (agrarian) party (SP)
60	V263	Geriatric care: h	discrete	numeric-1.0	247	1933	We would like to know how you like the parties' stance on different issues. Can you for each of the issues I mention say which party you think best expresses your own opinion ... G. Geriatric care ... 6. The conservative party (H)
61	V264	Geriatric care: frp	discrete	numeric-1.0	88	2092	We would like to know how you like the parties' stance on different issues. Can you for each of the issues I mention say which party you think best expresses your own opinion ... G. Geriatric care ... 7. The progress party (FRP)
62	V265	Geriatric care: other	discrete	numeric-1.0	20	2160	We would like to know how you like the parties' stance on different issues. Can you for each of the issues I mention say which party you think best expresses your own opinion ... G. Geriatric care ... 8. Other parties
63	V266	Geriatric care: all the same	discrete	numeric-1.0	490	1690	We would like to know how you like the parties' stance on different issues. Can you for each of the issues I mention say which party you think best expresses your own opinion ... G. Geriatric care ... 9. All parties the same
64	V267	Employment questions: sv	discrete	numeric-1.0	118	2062	We would like to know how you like the parties' stance on different issues. Can you for each of the issues I mention say which party you think best expresses your own opinion ... H. Questions about employment ... 1. Socialist left party (SV)
65	V268	Employment questions: dna	discrete	numeric-1.0	813	1367	We would like to know how you like the parties' stance on different issues. Can you for each of the issues I mention say which party you think best expresses your own opinion ... H. Questions about employment ... 2. The norwegian labour party (DNA)
66	V269	Employment questions: v	discrete	numeric-1.0	37	2143	We would like to know how you like the parties' stance on different issues. Can you for each of the issues I mention say which party you think best expresses your own opinion ... H. Questions about employment ... 3. The liberal party (V)

#	Name	Label	Type	Format	Valid	Invalid	Question
67	V270	Employment questions: krf	discrete	numeric-1.0	89	2091	We would like to know how you like the parties' stance on different issues. Can you for each of the issues I mention say which party you think best expresses your own opinion ... H. Questions about employment ... 4. The christian democratic party (KRF)
68	V271	Employment questions: sp	discrete	numeric-1.0	110	2070	We would like to know how you like the parties' stance on different issues. Can you for each of the issues I mention say which party you think best expresses your own opinion ... H. Questions about employment ... 5. The centre (agrarian) party (SP)
69	V272	Employment questions: h	discrete	numeric-1.0	513	1667	We would like to know how you like the parties' stance on different issues. Can you for each of the issues I mention say which party you think best expresses your own opinion ... H. Questions about employment ... 6. The conservative (H)
70	V273	Employment questions: frp	discrete	numeric-1.0	41	2139	We would like to know how you like the parties' stance on different issues. Can you for each of the issues I mention say which party you think best expresses your own opinion ... H. Questions about employment ... 7. The progress party (FRP)
71	V274	Employment questions: other	discrete	numeric-1.0	13	2167	We would like to know how you like the parties' stance on different issues. Can you for each of the issues I mention say which party you think best expresses your own opinion ... H. Questions about employment ... 8. Other parties
72	V275	Employment questions: all the same	discrete	numeric-1.0	582	1598	We would like to know how you like the parties' stance on different issues. Can you for each of the issues I mention say which party you think best expresses your own opinion ... H. Questions about employment ... 9. All parties the same
73	V276	Water resources development: sv	discrete	numeric-1.0	106	2074	We would like to know how you like the parties' stance on different issues. Can you for each of the issues I mention say which party you think best expresses your own opinion ... I. The question of increasing the development of the waterways ... 1. Socialist left party (SV)
74	V277	Water resources development: dna	discrete	numeric-1.0	304	1876	We would like to know how you like the parties' stance on different issues. Can you for each of the issues I mention say which party you think best expresses your own opinion ... I. The question of increasing the development of the waterways ... 2. The norwegian labour party (DNA)
75	V278	Water resources development: v	discrete	numeric-1.0	267	1913	We would like to know how you like the parties' stance on different issues. Can you for each of the issues I mention say which party you think best expresses your own opinion ... I. The question



#	Name	Label	Type	Format	Valid	Invalid	Question
							of increasing the development of the waterways ... 3. The liberal party (V)
76	V279	Water resources development: krf	discrete	numeric-1.0	46	2134	We would like to know how you like the parties' stance on different issues. Can you for each of the issues I mention say which party you think best expresses your own opinion ... I. The question of increasing the development of the waterways ... 4. The christian democratic party (KRF)
77	V280	Water resources development: sp	discrete	numeric-1.0	171	2009	We would like to know how you like the parties' stance on different issues. Can you for each of the issues I mention say which party you think best expresses your own opinion ... I. The question of increasing the development of the waterways ... 5. The centre (agrarian) party (SP)
78	V281	Water resources development: h	discrete	numeric-1.0	296	1884	We would like to know how you like the parties' stance on different issues. Can you for each of the issues I mention say which party you think best expresses your own opinion ... I. The question of increasing the development of the waterways ... 6. The conservative party (H)
79	V282	Water resources development: frp	discrete	numeric-1.0	19	2161	We would like to know how you like the parties' stance on different issues. Can you for each of the issues I mention say which party you think best expresses your own opinion ... I. The question of increasing the development of the waterways ... 7. The progress party (FRP)
80	V283	Water resources development: other	discrete	numeric-1.0	12	2168	We would like to know how you like the parties' stance on different issues. Can you for each of the issues I mention say which party you think best expresses your own opinion ... I. The question of increasing the development of the waterways ... 8. Other parties
81	V284	Water resources development: all the same	discrete	numeric-1.0	1021	1159	We would like to know how you like the parties' stance on different issues. Can you for each of the issues I mention say which party you think best expresses your own opinion ... I. The question of increasing the development of the waterways ... 9. All parties the same

### Group Right-left dimension

#	Name	Label	Type	Format	Valid	Invalid	Question
1	V159	Place on left-right political scale	discrete	numeric-2.0	2180	0	<a href="#">V159 question details</a>
2	V161	SP Center party left-right	discrete	numeric-2.0	2180	0	<a href="#">V161 question details</a>
3	V163	FrP Progress party left-right	discrete	numeric-2.0	2180	0	<a href="#">V163 question details</a>
4	V165	V Liberal part left-right	discrete	numeric-2.0	2180	0	<a href="#">V165 question details</a>
5	V167	DNA Labour party left-right	discrete	numeric-2.0	2180	0	<a href="#">V167 question details</a>

#	Name	Label	Type	Format	Valid	Invalid	Question
6	V169	H Conservative party left-right	discrete	numeric-2.0	2180	0	<a href="#">V169 question details</a>
7	V171	KRF Christian peoples' party left-right	discrete	numeric-2.0	2180	0	<a href="#">V171 question details</a>
8	V173	SV Socialist left party left-right	discrete	numeric-2.0	2180	0	<a href="#">V173 question details</a>

### Group Election and voting

#	Name	Label	Type	Format	Valid	Invalid	Question
1	V67	Most important issue when voting i	discrete	numeric-2.0	2167	13	Let's look back at the elections this fall. Can you name one or two things that were particularly important to your voting ... .. 1. First issue.
2	V69	Most important issue when voting ii	discrete	numeric-2.0	1612	568	Let's look back at the elections this fall. Can you name one or two things that were particularly important to your voting ... .. 2. Second issue.
3	V97	Importance of the election	discrete	numeric-1.0	2177	3	Looking back on the fall election, would you say that you personally cared a lot about which party or parties won or lost the election, or didn't it matter much to you personally?
4	V137	Danger of oil drilling	discrete	numeric-1.0	2176	4	Opinions are divided as to the dangers of drilling for oil along the Norwegian coast. Do you think the risk of serious accidents occurring is very great, fairly great, fairly small, or very small?
5	V201	Political discussions friends, family	discrete	numeric-1.0	2170	10	We would like hear if you have participated in discussions about politics before the election this year. How often did you talk about politics with family or friends and acquaintances. Would you say daily, a few times a week, more rarely, or never?
6	V202	Anyone tried affect your voting	discrete	numeric-1.0	1811	369	Was there anyone you talked to who tried to get you to vote for a particular party?
7	V203	Anyone you tried to influence?	discrete	numeric-1.0	1812	368	Was it the other way around, someone you tried to get to vote for a particular party?
8	V344	Electoral alliances in the R's county 85	discrete	numeric-1.0	2162	18	Do you know if it was used so-called list associations between several parties in this year's election in _____ County?
9	V345	parties in the electoral alliances 85	discrete	numeric-2.0	2180	0	Which parties participated in the list associations in your county?
10	V347	Opinions on the electoral alliances	discrete	numeric-1.0	2163	17	How do you see the arrangement with list associations, are you for or against maintaining this arrangement at future elections?
11	V380	Trouble deciding?	discrete	numeric-1.0	2165	15	Many say it was very easy to decide the party one would vote for in this election, while others find it very difficult. How was it with you, did you think it was very easy, fairly easy, fairly difficult or very difficult?

#	Name	Label	Type	Format	Valid	Invalid	Question
12	V381	Decision time	discrete	numeric-1.0	2083	97	When was it that you decided to vote for the party you chose - it was long before the campaign began, it was during the campaign, or was it just before election day?
13	V382	Did you vote in the elections this fall?	discrete	numeric-1.0	2050	130	Did you vote in the elections this fall?
14	V383	Voting, party, 1985	discrete	numeric-2.0	2180	0	Which party or which list did you vote for?
15	V385	Other voting without electoral alliance?	discrete	numeric-1.0	787	1393	Would have been different if it had not been association lists?
16	V386	Party preference if no electoral alliance	discrete	numeric-2.0	2180	0	Which party would you vote for if there had not been association lists?
17	V390	Voting, party, 1981	discrete	numeric-2.0	2093	87	And so to the previous elections. How did you vote at the general election in 1981?
18	V392	Party preferences 1981 if no joint list	discrete	numeric-2.0	2180	0	If the parties on the joint lists had separate and their own lists which of the parties on the joint list would you have voted for in 1981?
19	V396	Know the spouse / cohabitant voting	discrete	numeric-1.0	1565	615	Do you know how your spouse / cohabitant voted in the election this fall?
20	V397	Spouse / cohabitant voting	discrete	numeric-2.0	1220	960	Which party voted he / she? (do you think he / she voted for).
21	V489	Census control	discrete	numeric-1.0	2180	0	Census control

### Group Interview technical information

#	Name	Label	Type	Format	Valid	Invalid	Question
1	V31	Number of contacts by telephone	continuous	numeric-1.0	1944	236	Number of contacts by telephone?
2	V32	Number of personal visits	continuous	numeric-1.0	1977	203	Number of personal visits?
3	V33	Address contacted at, if other than on respondent list	discrete	numeric-1.0	151	2029	Contact address?
4	V38	Urban/rural area	discrete	numeric-1.0	1867	313	Urban/rural area?
5	V43	Result of field work	discrete	numeric-1.0	2084	96	Result of field work.
6	V53	Interview length in minutes	continuous	numeric-2.0	1982	198	Interview length in minutes?
7	V55	Was an appointment for the interview made in advance?	discrete	numeric-1.0	2133	47	Was an appointment for the interview made in advance?
8	V491	Identification number 1985 anonymous	continuous	numeric-4.0	2180	0	Identification number 1985 anonymous.
9	V495	Identification number panel 1981-1985	continuous	numeric-4.0	2180	0	Identification number panel 1981-1985.
10	V515	Sector affiliation 85	discrete	numeric-1.0	2180	0	Sector affiliation 85.
11	V516	Population density, 9 kutt 1985	discrete	numeric-1.0	2180	0	Population density, 9 kutt 1985.
12	V517	Population density, 4 kutt 1985	discrete	numeric-1.0	2180	0	Population density, 4 kutt 1985.
13	V518	Population density, 2 kutt 1985	discrete	numeric-1.0	2180	0	Population density, 2 kutt 1985.

# Variables Description

Dataset contains 324 variable(s)

**File : NSD0064****# V14: Year of birth****Information** [Type= continuous] [Format=numeric] [Range= 0-67] [Missing=\*]**Statistics [NW/ W]** [Valid=2180 /-] [Invalid=0 /-]**Literal question** Year of birth.**Concepts** Age**# V16: Gender****Information** [Type= discrete] [Format=numeric] [Range= 1-2] [Missing=\*]**Statistics [NW/ W]** [Valid=2180 /-] [Invalid=0 /-]**Literal question** Gender.**Concepts** Gender

Value	Label	Cases	Percentage
1	Male	1130	51.8%
2	Female	1050	48.2%

*Warning: these figures indicate the number of cases found in the data file. They cannot be interpreted as summary statistics of the population of interest.***# V31: Number of contacts by telephone****Information** [Type= continuous] [Format=numeric] [Range= 0-9] [Missing=\*]**Statistics [NW/ W]** [Valid=1944 /-] [Invalid=236 /-]**Literal question** Number of contacts by telephone?**Concepts** Data**# V32: Number of personal visits****Information** [Type= continuous] [Format=numeric] [Range= 0-6] [Missing=\*]**Statistics [NW/ W]** [Valid=1977 /-] [Invalid=203 /-]**Literal question** Number of personal visits?**Concepts** Data**# V33: Address contacted at, if other than on respondent list****Information** [Type= discrete] [Format=numeric] [Range= 1-2] [Missing=\*]**Statistics [NW/ W]** [Valid=151 /-] [Invalid=2029 /-]**Literal question** Contact address?**Concepts** Data

Value	Label	Cases	Percentage
1	Temporary address	38	25.2%
2	New permanent address	113	74.8%
Sysmiss		2029	

*Warning: these figures indicate the number of cases found in the data file. They cannot be interpreted as summary statistics of the population of interest.***# V38: Urban/rural area****Information** [Type= discrete] [Format=numeric] [Range= 1-5] [Missing=\*]**Statistics [NW/ W]** [Valid=1867 /-] [Invalid=313 /-]**Literal question** Urban/rural area?**Concepts** Place of residence

**File : NSD0064****# V38: Urban/rural area**

Value	Label	Cases	Percentage
1	Rural area	476	25.5%
2	Urban area with: 200-1999 pop	357	19.1%
3	Urban area with: 2000-19999 pop	363	19.4%
4	Urban area with: 20000-99999 pop	261	14.0%
5	Urban area with: 100000+ pop	410	22.0%
Sysmiss		313	

Warning: these figures indicate the number of cases found in the data file. They cannot be interpreted as summary statistics of the population of interest.

**# V43: Result of field work**

<b>Information</b>	[Type= discrete] [Format=numeric] [Range= 1-3] [Missing=*]
<b>Statistics [NW/ W]</b>	[Valid=2084 /-] [Invalid=96 /-]
<b>Literal question</b>	Result of field work.
<b>Concepts</b>	Data

Value	Label	Cases	Percentage
1	Telephone interview	476	22.8%
2	Personal interview	1607	77.1%
3	Unavailability/demise	1	0.0%
Sysmiss		96	

Warning: these figures indicate the number of cases found in the data file. They cannot be interpreted as summary statistics of the population of interest.

**# V53: Interview length in minutes**

<b>Information</b>	[Type= continuous] [Format=numeric] [Range= 10-99] [Missing=*]
<b>Statistics [NW/ W]</b>	[Valid=1982 /-] [Invalid=198 /-]
<b>Literal question</b>	Interview length in minutes?
<b>Concepts</b>	Data

**# V55: Was an appointment for the interview made in advance?**

<b>Information</b>	[Type= discrete] [Format=numeric] [Range= 1-3] [Missing=*]
<b>Statistics [NW/ W]</b>	[Valid=2133 /-] [Invalid=47 /-]
<b>Literal question</b>	Was an appointment for the interview made in advance?
<b>Concepts</b>	Data

Value	Label	Cases	Percentage
1	Yes, over the telephone	1170	54.9%
2	Yes, through a personal visit	296	13.9%
3	No	667	31.3%
Sysmiss		47	

Warning: these figures indicate the number of cases found in the data file. They cannot be interpreted as summary statistics of the population of interest.

**# V60: Where did you grow up 85**

<b>Information</b>	[Type= discrete] [Format=numeric] [Range= 1-2] [Missing=*]
<b>Statistics [NW/ W]</b>	[Valid=2176 /-] [Invalid=4 /-]
<b>Literal question</b>	Did you grow up in this municipality (town), or have you moved here since childhood?
<b>Concepts</b>	Adolescence

**File : NSD0064****# V60: Where did you grow up 85**

Value	Label	Cases	Percentage
1	Grown up here	1163	53.4%
2	Moved here	1013	46.6%
Sysmiss		4	

Warning: these figures indicate the number of cases found in the data file. They cannot be interpreted as summary statistics of the population of interest.

**# V61: What county did you grow up in**

<b>Information</b>	[Type= discrete] [Format=numeric] [Range= 1-1] [Missing=*]
<b>Statistics [NW/ W]</b>	[Valid=18 /-] [Invalid=2162 /-]
<b>Literal question</b>	What county did you grow up in ... ... Irrelevant, grew up in a country other than Norway.
<b>Concepts</b>	Adolescence

Value	Label	Cases	Percentage
1	Irrelevant	18	100.0%
Sysmiss		2162	

Warning: these figures indicate the number of cases found in the data file. They cannot be interpreted as summary statistics of the population of interest.

**# V64: Urban area grew up 85**

<b>Information</b>	[Type= discrete] [Format=numeric] [Range= 1-4] [Missing=*]
<b>Statistics [NW/ W]</b>	[Valid=1008 /-] [Invalid=1172 /-]
<b>Literal question</b>	Would yo usay that the place where you grew up was purely a rural area, an urban/suburban area, an ordinary town, or one of the country's largest torns or cities?
<b>Concepts</b>	Adolescence

Value	Label	Cases	Percentage
1	Rural area	517	51.3%
2	Urban/suburban area	240	23.8%
3	Town	150	14.9%
4	Large town or city (includes Oslo, Bergen, Trondheim, Stavanger)	101	10.0%
Sysmiss		1172	

Warning: these figures indicate the number of cases found in the data file. They cannot be interpreted as summary statistics of the population of interest.

**# V65: Political interest**

<b>Information</b>	[Type= discrete] [Format=numeric] [Range= 1-8] [Missing=*]
<b>Statistics [NW/ W]</b>	[Valid=2180 /-] [Invalid=0 /-]
<b>Literal question</b>	Now we will look at some political issues. Would you say that you are generally very politically interested, fairly interested, somewhat interested, or not at all interested?
<b>Concepts</b>	Political interest

Value	Label	Cases	Percentage
1	Very interested	175	8.0%
2	Fairly interested	688	31.6%
3	Somewhat interested	1156	53.0%
4	Not at all interested	160	7.3%
8	Vet ikke	1	0.0%

Warning: these figures indicate the number of cases found in the data file. They cannot be interpreted as summary statistics of the population of interest.

## File : NSD0064

### # V66: Type of political interest

<b>Information</b>	[Type= discrete] [Format=numeric] [Range= 1-8] [Missing=*]
<b>Statistics [NW/ W]</b>	[Valid=2165 /-] [Invalid=15 /-]
<b>Literal question</b>	What are you most interested: foreign policy issues, that which happens in the municipality or Norwegian domestic politics?
<b>Concepts</b>	Political interest

Value	Label	Cases	Percentage
1	Foreign policy	152	7.0%
2	Norwegian domestic politics	677	31.3%
3	That which happens in the municipality	554	25.6%
4	Foreign policy and Norwegian domestic politics equally	280	12.9%
5	Norwegian domestic politics and that which happens in the municipality equally	331	15.3%
6	Foreign policy and that which happens in the municipality equally	54	2.5%
8	Don't know, can't say	117	5.4%
Sysmiss		15	

Warning: these figures indicate the number of cases found in the data file. They cannot be interpreted as summary statistics of the population of interest.

### # V67: Most important issue when voting i

<b>Information</b>	[Type= discrete] [Format=numeric] [Range= 1-80] [Missing=*]
<b>Statistics [NW/ W]</b>	[Valid=2167 /-] [Invalid=13 /-]
<b>Literal question</b>	Let's look back at the elections this fall. Can you name one or two things that were particularly important to your voting ... ... 1. First issue.
<b>Interviewer's instructions</b>	Do not read out the alternative to the respondents.
<b>Concepts</b>	Voting

Value	Label	Cases	Percentage
1	Increased prices	54	2.5%
2	Employment	107	4.9%
3	Taxes	72	3.3%
4	Social equalization/distribution of wealth	50	2.3%
5	Growth/extent of the public sector	25	1.2%
6	Other economic issues	51	2.4%
7	Care for the elderly/geriatrics	303	14.0%
8	Health service	446	20.6%
9	Kindergartens	16	0.7%
10	Other social issues	59	2.7%
11	Christian upbringing in kindergartens	9	0.4%
12	Pornography	2	0.1%
13	Co-habitation	1	0.0%
14	Abortion	17	0.8%
15	Family policy	36	1.7%
16	Other moral/religious issues	13	0.6%
17	Nato	51	2.4%
18	Nuclear weapons/star wars/dis-armament/non-nuclear zones	48	2.2%
19	Other defense and security policy issues	61	2.8%



## File : NSD0064

### # V67: Most important issue when voting i

Value	Label	Cases	Percentage
20	School and educational issues	14	0.6%
21	Media issues (local radio/tv, advertising)	8	0.4%
22	Housing policy	6	0.3%
23	Decentralization/subsidies to vulnerable industries in sparsely populated areas of Norway	4	0.2%
24	Energy development/environmental conservation	46	2.1%
25	Equality of the sexes	2	0.1%
26	Question as to who is to form the cabinet	53	2.4%
27	Other issues, please specify	75	3.5%
50	No issues particularly important	416	19.2%
70	Only one issue mentioned	0	
80	Don't know, can't say	122	5.6%
Sysmiss		13	

Warning: these figures indicate the number of cases found in the data file. They cannot be interpreted as summary statistics of the population of interest.

### # V69: Most important issue when voting ii

<b>Information</b>	[Type= discrete] [Format=numeric] [Range= 1-80] [Missing=*]
<b>Statistics [NW/ W]</b>	[Valid=1612 /-] [Invalid=568 /-]
<b>Literal question</b>	Let's look back at the elections this fall. Can you name one or two things that were particularly important to your voting ... ... 2. Second issue.
<b>Interviewer's instructions</b>	Do not read out the alternative to the respondents.
<b>Concepts</b>	Voting

Value	Label	Cases	Percentage
1	Increased prices	38	2.4%
2	Employment	103	6.4%
3	Taxes	54	3.3%
4	Social equalization/distribution of wealth	38	2.4%
5	Growth/extent of the public sector	18	1.1%
6	Other economic issues	53	3.3%
7	Care for the elderly/geriatrics	163	10.1%
8	Health service	288	17.9%
9	Kindergartens	32	2.0%
10	Other social issues	105	6.5%
11	Christian upbringing in kindergartens	6	0.4%
12	Pornography	2	0.1%
13	Co-habitation	3	0.2%
14	Abortion	21	1.3%
15	Family policy	31	1.9%
16	Other moral/religious issues	5	0.3%
17	Nato	23	1.4%
18	Nuclear weapons/star wars/dis-armament/non-nuclear zones	51	3.2%
19	Other defense and security policy issues	58	3.6%
20	School and educational issues	28	1.7%

## File : NSD0064

### # V69: Most important issue when voting ii

Value	Label	Cases	Percentage
21	Media issues (local radio/tv, advertising)	7	0.4%
22	Housing policy	10	0.6%
23	Decentralization/subsidies to vulnerable industries in sparsely populated areas of Norway	12	0.7%
24	Energy development/environmental conservation	22	1.4%
25	Equality of the sexes	2	0.1%
26	Question as to who is to form the cabinet	26	1.6%
27	Other issues, please specify	79	4.9%
50	No issues particularly important	0	
70	Only one issue mentioned	334	20.7%
80	Don't know, can't say	0	
Sysmiss		568	

Warning: these figures indicate the number of cases found in the data file. They cannot be interpreted as summary statistics of the population of interest.

### # V71: Do you have an opinion about the NATO-question?

<b>Information</b>	[Type= discrete] [Format=numeric] [Range= 1-2] [Missing=*]
<b>Statistics [NW/ W]</b>	[Valid=2161 /-] [Invalid=19 /-]
<b>Literal question</b>	Now I would like to hear your views on a number of issues that there prevails divided opinions about among the people. First is the question of whether Norway should continue to be a member of NATO (North Atlantic Treaty) or whether membership should be terminated. Is this a question you have an opinion about?
<b>Interviewer's instructions</b>	If alternative 1 go to v72. If alternative 2 go to v74.
<b>Concepts</b>	Nato

Value	Label	Cases	Percentage
1	Yes	1754	81.2%
2	No	407	18.8%
Sysmiss		19	

Warning: these figures indicate the number of cases found in the data file. They cannot be interpreted as summary statistics of the population of interest.

### # V72: Opinion about the NATO-alliance

<b>Information</b>	[Type= discrete] [Format=numeric] [Range= 1-8] [Missing=*]
<b>Statistics [NW/ W]</b>	[Valid=1765 /-] [Invalid=415 /-]
<b>Literal question</b>	Many are the of the opinion that we should continue to be a member in the NATO alliance, while others believe that our membership should be abolished, what is your opinion?
<b>Concepts</b>	Nato

Value	Label	Cases	Percentage
1	Hold onto Nato membership	1599	90.6%
2	We should get out of Nato	128	7.3%
8	Don't know	38	2.2%
Sysmiss		415	

Warning: these figures indicate the number of cases found in the data file. They cannot be interpreted as summary statistics of the population of interest.

### # V73: Definite opinion NATO? 85

<b>Information</b>	[Type= discrete] [Format=numeric] [Range= 1-8] [Missing=*]
<b>Statistics [NW/ W]</b>	[Valid=1762 /-] [Invalid=418 /-]

**File : NSD0064****# V73: Definite opinion NATO? 85**

<b>Literal question</b>	Do you have a definite opinion in this (NATO) question, or are you more uncertain?
-------------------------	--

<b>Concepts</b>	Nato
-----------------	------

Value	Label	Cases	Percentage
1	Definite opinion	1417	80.4%
8	Uncertain, don't know	345	19.6%
Sysmiss		418	

*Warning: these figures indicate the number of cases found in the data file. They cannot be interpreted as summary statistics of the population of interest.*

**# V74: Opinion towards developmental aid**

<b>Information</b>	[Type= discrete] [Format=numeric] [Range= 1-8] [Missing=*]
--------------------	--

<b>Statistics [NW/ W]</b>	[Valid=2173 /-] [Invalid=7 /-]
---------------------------	--------------------------------

<b>Literal question</b>	Some people think that Norway's aid to poor countries, the so-called developing countries should be cut down, while others believe that it should be maintained as now or possibly increased. How do you see it, you mean that Norwegian aid should be decreased, that it should be maintained as now, or do you mean that it should be increased?
-------------------------	--

<b>Concepts</b>	Developing countries, Development aid (international)
-----------------	---

Value	Label	Cases	Percentage
1	Decreased	259	11.9%
2	Maintained at present level	1268	58.4%
3	Increased	477	22.0%
7	Other, specify	136	6.3%
8	Don't know	33	1.5%
Sysmiss		7	

*Warning: these figures indicate the number of cases found in the data file. They cannot be interpreted as summary statistics of the population of interest.*

**# V75: Definite opinion development aid? 85**

<b>Information</b>	[Type= discrete] [Format=numeric] [Range= 1-8] [Missing=*]
--------------------	--

<b>Statistics [NW/ W]</b>	[Valid=2166 /-] [Invalid=14 /-]
---------------------------	---------------------------------

<b>Literal question</b>	Do you have a definite opinion on this (developmental aid) issue, or are you more uncertain?
-------------------------	--

<b>Concepts</b>	Developing countries, Development aid (international)
-----------------	---

Value	Label	Cases	Percentage
1	Definite opinion	1673	77.2%
8	Uncertain, don't know	493	22.8%
Sysmiss		14	

*Warning: these figures indicate the number of cases found in the data file. They cannot be interpreted as summary statistics of the population of interest.*

**# V76: Nuclear weapons free zones**

<b>Information</b>	[Type= discrete] [Format=numeric] [Range= 1-8] [Missing=*]
--------------------	--

<b>Statistics [NW/ W]</b>	[Valid=2171 /-] [Invalid=9 /-]
---------------------------	--------------------------------

<b>Literal question</b>	Are you for or against the proposal to introduce nuclear weapons free zones in Scandinavia and Europe, or have no opinion on this matter?
-------------------------	---

<b>Interviewer's instructions</b>	If alternative 1 or 7 go to v77. If alternative 2 go to v78. If alternative 5 or 8 go to v79.
-----------------------------------	---

<b>Concepts</b>	Defence
-----------------	---------

## File : NSD0064

### # V76: Nuclear weapons free zones

Value	Label	Cases	Percentage
1	Support nuclear weapons free zones	1228	56.6%
2	Against nuclear weapons free zones	328	15.1%
5	No opinion	401	18.5%
7	Other answers, specify	108	5.0%
8	Refuses to answer/can't say	106	4.9%
9	System miss	9	

Warning: these figures indicate the number of cases found in the data file. They cannot be interpreted as summary statistics of the population of interest.

### # V77: Views on negotiations on nuclear-free zones

<b>Information</b>	[Type= discrete] [Format=numeric] [Range= 1-8] [Missing=*]
<b>Statistics [NW/ W]</b>	[Valid=1335 /-] [Invalid=845 /-]
<b>Literal question</b>	Many believe that negotiations on nuclear-free zones should only be done in consultation with our allies in NATO, while others claim that the Norwegian authorities should also take up the question zone on their own with non-NATO countries. What is your view?
<b>Concepts</b>	Defence

Value	Label	Cases	Percentage
1	Negotiations only by agreement with NATO allies	465	34.8%
2	Independent negotiations also with countries outside NATO	606	45.4%
8	Don	264	19.8%
9	Don't know/can't say	0	
9	System miss	845	

Warning: these figures indicate the number of cases found in the data file. They cannot be interpreted as summary statistics of the population of interest.

### # V78: Definite opinion on nuclear-free zones? 85

<b>Information</b>	[Type= discrete] [Format=numeric] [Range= 1-8] [Missing=*]
<b>Statistics [NW/ W]</b>	[Valid=1627 /-] [Invalid=553 /-]
<b>Literal question</b>	Do you have a definite opinion on this (nuclear-free zones) issue, or are you more uncertain?
<b>Concepts</b>	Defence

Value	Label	Cases	Percentage
1	Definite opinion	1068	65.6%
8	Uncertain/don't know	559	34.4%
9	System miss	553	

Warning: these figures indicate the number of cases found in the data file. They cannot be interpreted as summary statistics of the population of interest.

### # V79: Governments policy USA foreign policy

<b>Information</b>	[Type= discrete] [Format=numeric] [Range= 1-8] [Missing=*]
<b>Statistics [NW/ W]</b>	[Valid=2180 /-] [Invalid=0 /-]
<b>Literal question</b>	The next two questions concern the Norwegian government's policy towards the United States and the Soviet Union. Taking the U.S. first, do you think the government during the last three or four years has been too strongly critical, not critical enough, or has been adequately critical to America's foreign policy?
<b>Concepts</b>	Foreign policy

Value	Label	Cases	Percentage
1	Too strongly critical of US foreign policy	28	1.3%
3	Adequately critical	871	40.0%

**File : NSD0064****# V79: Governments policy USA foreign policy**

Value	Label	Cases	Percentage
5	Not critical enough	804	36.9%
8	Don't know/refuses to answer	477	21.9%

*Warning: these figures indicate the number of cases found in the data file. They cannot be interpreted as summary statistics of the population of interest.*

**# V80: Governments policy USSR foreign policy**

<b>Information</b>	[Type= discrete] [Format=numeric] [Range= 1-8] [Missing=*]
<b>Statistics [NW/ W]</b>	[Valid=2179 /-] [Invalid=1 /-]
<b>Literal question</b>	In relation to the Soviet Union, do you think the Norwegian government durint the part three or four years has been too stronly critical, not critical enough, or has been adequately critical of Soviet foreign policy?
<b>Concepts</b>	Foreign policy

Value	Label	Cases	Percentage
1	Too stronly critical of Soviet foreign policy	103	4.7%
3	Adequately critical	860	39.5%
5	Not critical enough	768	35.2%
8	Don't know/refuses to answer	448	20.6%
Sysmiss		1	

*Warning: these figures indicate the number of cases found in the data file. They cannot be interpreted as summary statistics of the population of interest.*

**# V81: Opinion on social welfare 85**

<b>Information</b>	[Type= discrete] [Format=numeric] [Range= 1-2] [Missing=*]
<b>Statistics [NW/ W]</b>	[Valid=2167 /-] [Invalid=13 /-]
<b>Literal question</b>	Now for the subject of social security, welfare, etc. Many people believe that we have gradually acquired more than enough in the way of social security and welfare benefits, and that we should seek to limit them in the future; while others maintain that we should keep our present system and if necessary expand it. Is this an issue on which you have an opinion?
<b>Interviewer's instructions</b>	If alternative 1 go to v82. If alternative 2 go to v83.
<b>Concepts</b>	Social security benefits

Value	Label	Cases	Percentage
1	Yes	1997	92.2%
2	No	170	7.8%
Sysmiss		13	

*Warning: these figures indicate the number of cases found in the data file. They cannot be interpreted as summary statistics of the population of interest.*

**# V82: Ratings of welfare development**

<b>Information</b>	[Type= discrete] [Format=numeric] [Range= 1-8] [Missing=*]
<b>Statistics [NW/ W]</b>	[Valid=2006 /-] [Invalid=174 /-]
<b>Literal question</b>	What is your opinion. Do you think that in the future there should be less benefits, they should be maintained as they are now, or should they be built further out?
<b>Concepts</b>	Social security benefits

Value	Label	Cases	Percentage
1	Should be less	118	5.9%
2	Maintained as now	844	42.1%
3	built further out	835	41.6%
7	Other, specify	199	9.9%
8	Don't know	10	0.5%

**File : NSD0064****# V82: Ratings of welfare development**

Value	Label	Cases	Percentage
Systemmiss		174	

*Warning: these figures indicate the number of cases found in the data file. They cannot be interpreted as summary statistics of the population of interest.*

**# V83: Ratings on welfare abuse**

<b>Information</b>	[Type= discrete] [Format=numeric] [Range= 1-8] [Missing=*]
<b>Statistics [NW/ W]</b>	[Valid=2180 /-] [Invalid=0 /-]
<b>Literal question</b>	Do you think that our social security is misused to a large extent, that they are abused somewhat, or that they are abused very little?
<b>Concepts</b>	Social security benefits

Value	Label	Cases	Percentage
1	Misused to a large extent	371	17.0%
2	Misused somewhat	1347	61.8%
3	Misused very little	369	16.9%
8	Don't know	93	4.3%

*Warning: these figures indicate the number of cases found in the data file. They cannot be interpreted as summary statistics of the population of interest.*

**# V84: Abortion 85**

<b>Information</b>	[Type= discrete] [Format=numeric] [Range= 1-8] [Missing=*]
<b>Statistics [NW/ W]</b>	[Valid=2174 /-] [Invalid=6 /-]
<b>Literal question</b>	Then there is the discussion on access to abortion. We have collected some of the positions being argued in this debate. Personal interview: Show Card 1: Which of the statements on the card best matches your own opinion? Telephone interview: I will read up these positions and would like to know which of them best fits to your own opinion.
<b>Concepts</b>	Abortion (induced)

Value	Label	Cases	Percentage
1	Abortion should never be permitted	54	2.5%
2	Abortion should be permitted only if the woman's life or health is in danger	479	22.0%
3	Abortion should be permitted if the woman due to personale circumstances would have difficulty taking care of a child	499	23.0%
4	Abortion on demand. Each woman must decide for themselves.	1092	50.2%
8	Don't know/refuses to answer	50	2.3%
Systemmiss		6	

*Warning: these figures indicate the number of cases found in the data file. They cannot be interpreted as summary statistics of the population of interest.*

**# V85: Assessment of personal financial situation last year**

<b>Information</b>	[Type= discrete] [Format=numeric] [Range= 1-8] [Missing=*]
<b>Statistics [NW/ W]</b>	[Valid=2178 /-] [Invalid=2 /-]
<b>Literal question</b>	We are interested in how people are financially these days. Would you say that you and your household is financially better or worse off than a year ago?
<b>Interviewer's instructions</b>	If alternative 1 go to v86. If alternative 3 or 8 go to v88. If alternative 5 go to v87.
<b>Concepts</b>	Economics

Value	Label	Cases	Percentage
1	Better	583	26.8%
3	Same	1262	57.9%

**File : NSD0064****# V85: Assessment of personal financial situation last year**

Value	Label	Cases	Percentage
5	Worse	305	14.0%
8	Don't know	28	1.3%
Sysmiss		2	

Warning: these figures indicate the number of cases found in the data file. They cannot be interpreted as summary statistics of the population of interest.

**# V86: The degree of personal economic development**

<b>Information</b>	[Type= discrete] [Format=numeric] [Range= 1-2] [Missing=*]
<b>Statistics [NW/ W]</b>	[Valid=584 /-] [Invalid=1596 /-]
<b>Literal question</b>	Is it much better or somewhat better?
<b>Interviewer's instructions</b>	Gå til v88.
<b>Concepts</b>	Economics

Value	Label	Cases	Percentage
1	Much better	143	24.5%
2	Somewhat better	441	75.5%
Sysmiss		1596	

Warning: these figures indicate the number of cases found in the data file. They cannot be interpreted as summary statistics of the population of interest.

**# V87: The degree of personal economic deterioration**

<b>Information</b>	[Type= discrete] [Format=numeric] [Range= 1-2] [Missing=*]
<b>Statistics [NW/ W]</b>	[Valid=301 /-] [Invalid=1879 /-]
<b>Literal question</b>	Is it much worse or somewhat worse?
<b>Concepts</b>	Economics

Value	Label	Cases	Percentage
1	Much worse	71	23.6%
2	Somewhat worse	230	76.4%
Sysmiss		1879	

Warning: these figures indicate the number of cases found in the data file. They cannot be interpreted as summary statistics of the population of interest.

**# V88: Assessment of the country's economic situation last year**

<b>Information</b>	[Type= discrete] [Format=numeric] [Range= 1-8] [Missing=*]
<b>Statistics [NW/ W]</b>	[Valid=2175 /-] [Invalid=5 /-]
<b>Literal question</b>	Now let's talk about the economic situation of the country. Would you say that the country's economy during the past year has improved, remained the same, or deteriorated?
<b>Interviewer's instructions</b>	If alternative 1 go to v89. If alternative 3 or 8 go to v94. If alternative 5 go to v90.
<b>Concepts</b>	Economics

Value	Label	Cases	Percentage
1	Improved	1054	48.5%
3	Remained the same	678	31.2%
5	Deteriorated	211	9.7%
8	Don't know	232	10.7%
Sysmiss		5	

Warning: these figures indicate the number of cases found in the data file. They cannot be interpreted as summary statistics of the population of interest.

**File : NSD0064****# V89: Degree of national economic development**

<b>Information</b>	[Type= discrete] [Format=numeric] [Range= 1-2] [Missing=*]
<b>Statistics [NW/ W]</b>	[Valid=1050 /-] [Invalid=1130 /-]
<b>Literal question</b>	Would you say much better or somewhat better?
<b>Interviewer's instructions</b>	Gå til v94.
<b>Concepts</b>	Economics

Value	Label	Cases	Percentage
1	Much better	271	25.8%
2	Somewhat better	779	74.2%
Sysmiss		1130	

*Warning: these figures indicate the number of cases found in the data file. They cannot be interpreted as summary statistics of the population of interest.*

**# V90: Degree of national economic deterioration**

<b>Information</b>	[Type= discrete] [Format=numeric] [Range= 1-2] [Missing=*]
<b>Statistics [NW/ W]</b>	[Valid=207 /-] [Invalid=1973 /-]
<b>Literal question</b>	Would you say much worse or somewhat worse?
<b>Concepts</b>	Economics

Value	Label	Cases	Percentage
1	Much worse	46	22.2%
2	Somewhat worse	161	77.8%
Sysmiss		1973	

*Warning: these figures indicate the number of cases found in the data file. They cannot be interpreted as summary statistics of the population of interest.*

**# V94: Assessment of personal financial opportunities coming year**

<b>Information</b>	[Type= discrete] [Format=numeric] [Range= 1-8] [Missing=*]
<b>Statistics [NW/ W]</b>	[Valid=2178 /-] [Invalid=2 /-]
<b>Literal question</b>	Let's think ahead in the coming years. Do you think that your financial situation will be roughly as now, it will be better than now, or do you fear that it will be worse than now?
<b>Concepts</b>	Economics

Value	Label	Cases	Percentage
1	Better than now	585	26.9%
3	Roughly the same	1136	52.2%
5	Worse than now	325	14.9%
8	Don't know	132	6.1%
Sysmiss		2	

*Warning: these figures indicate the number of cases found in the data file. They cannot be interpreted as summary statistics of the population of interest.*

**# V95: Some of the household labor problems last 4 years?**

<b>Information</b>	[Type= discrete] [Format=numeric] [Range= 1-8] [Missing=*]
<b>Statistics [NW/ W]</b>	[Valid=2176 /-] [Invalid=4 /-]
<b>Literal question</b>	Have you or anyone in your household been unemployed or had great difficulty in finding a job in the last four years?
<b>Concepts</b>	Unemployment

Value	Label	Cases	Percentage
1	Yes, unemployed (me or others in the household)	219	10.1%
2	Difficulties in finding work	114	5.2%



## File : NSD0064

### # V95: Some of the household labor problems last 4 years?

Value	Label	Cases	Percentage
3	No, no problems with jobs	1587	72.9%
4	No employees in the household (pensioner, retired)	250	11.5%
8	Don't know/can't say	6	0.3%
Sysmiss		4	

Warning: these figures indicate the number of cases found in the data file. They cannot be interpreted as summary statistics of the population of interest.

### # V96: Do you fear unemployment in the future?

<b>Information</b>	[Type= discrete] [Format=numeric] [Range= 1-8] [Missing=*]
<b>Statistics [NW/ W]</b>	[Valid=2169 /-] [Invalid=11 /-]
<b>Literal question</b>	Do you or do you no fear that you yourself, or a member of your household may experience unemployment within the next few years?
<b>Concepts</b>	Unemployment

Value	Label	Cases	Percentage
1	Fear unemployment	287	13.2%
2	Perhaps a certain possibility of unemployment	250	11.5%
3	Do not fear unemployment	1342	61.9%
4	No members of the household in paid employment (pensioner, welfare recipient, etc.)	260	12.0%
8	Don' know	30	1.4%
Sysmiss		11	

Warning: these figures indicate the number of cases found in the data file. They cannot be interpreted as summary statistics of the population of interest.

### # V97: Importance of the election

<b>Information</b>	[Type= discrete] [Format=numeric] [Range= 1-8] [Missing=*]
<b>Statistics [NW/ W]</b>	[Valid=2177 /-] [Invalid=3 /-]
<b>Literal question</b>	Looking back on the fall election, would you say that you personally cared a lot about which party or parties won or lost the election, or didn't it matter much to you personally?
<b>Concepts</b>	Elections

Value	Label	Cases	Percentage
1	It mattered a great deal to me	1011	46.4%
3	It mattered quite a bit	670	30.8%
5	It didn't matter much	484	22.2%
8	Don't know/refuses to answer	12	0.6%
Sysmiss		3	

Warning: these figures indicate the number of cases found in the data file. They cannot be interpreted as summary statistics of the population of interest.

### # V98: Opinions of tax reduction 85

<b>Information</b>	[Type= discrete] [Format=numeric] [Range= 1-8] [Missing=*]
<b>Statistics [NW/ W]</b>	[Valid=2175 /-] [Invalid=5 /-]
<b>Literal question</b>	A number of cuts in the taxes have been made since the changeover in government in 1981. Do you think on the whole that these cuts have been too small, about right, or do you think they have been too extensive?
<b>Concepts</b>	Public finance, Taxation

Value	Label	Cases	Percentage
1	Too small	785	36.1%
2	About right	761	35.0%

**File : NSD0064****# V98: Opinions of tax reduction 85**

Value	Label	Cases	Percentage
3	Too extensive	112	5.1%
7	Other, please specify	262	12.0%
8	Don't know	255	11.7%
Sysmiss		5	

*Warning: these figures indicate the number of cases found in the data file. They cannot be interpreted as summary statistics of the population of interest.*

**# V99: Satisfied with change in public regulations?**

<b>Information</b>	[Type= discrete] [Format=numeric] [Range= 1-8] [Missing=*]
<b>Statistics [NW/ W]</b>	[Valid=2176 /-] [Invalid=4 /-]
<b>Literal question</b>	Attempt have also been made to remove or simplify many public regulations. Are you satisfied with government policy in this area? - Do you have the impression that these simplifications are approximately fitting, or do you think the regulations should have been simplified a little more, or a lot more?
<b>Concepts</b>	Policy

Value	Label	Cases	Percentage
1	Approximately fitting	611	28.1%
2	Should have been simplified a little more	667	30.7%
3	Should have been simplified a lot more	319	14.7%
7	Other, specify	92	4.2%
8	Don't know	487	22.4%
Sysmiss		4	

*Warning: these figures indicate the number of cases found in the data file. They cannot be interpreted as summary statistics of the population of interest.*

**# V100: Unemployment: causes**

<b>Information</b>	[Type= discrete] [Format=numeric] [Range= 1-8] [Missing=*]
<b>Statistics [NW/ W]</b>	[Valid=2176 /-] [Invalid=4 /-]
<b>Literal question</b>	Let's move on to the policy which has been conducted in a couple of other areas during these past four years. For each of these areas I would like to know how influential you think the government's policy has been. We have had a certain amount of unemployment. What do you think this is most due to: the governments policy, or other factors?
<b>Interviewer's instructions</b>	If alternative 8 go to v102. If the other alternatives go to v101.
<b>Concepts</b>	Policy, Unemployment

Value	Label	Cases	Percentage
1	Government policy	528	24.3%
3	Government policy and other factors equally important	718	33.0%
7	Other factors	748	34.4%
8	Don't know	182	8.4%
Sysmiss		4	

*Warning: these figures indicate the number of cases found in the data file. They cannot be interpreted as summary statistics of the population of interest.*

**# V101: If Labour government: employment?**

<b>Information</b>	[Type= discrete] [Format=numeric] [Range= 1-8] [Missing=*]
<b>Statistics [NW/ W]</b>	[Valid=1996 /-] [Invalid=184 /-]
<b>Literal question</b>	Let's imagine that we'd had a Labour party government during the past four years. Do you think that unemployment would have been about the same as now, higher than at present, or lower than present?
<b>Concepts</b>	Policy, Unemployment

**File : NSD0064****# V101: If Labour government: employment?**

Value	Label	Cases	Percentage
1	Higher than present	221	11.1%
3	About the same as now	1010	50.6%
5	Lower than present	687	34.4%
8	Don't know, can't say	78	3.9%
Systemmiss		184	

*Warning: these figures indicate the number of cases found in the data file. They cannot be interpreted as summary statistics of the population of interest.*

**# V102: Price increase: causes**

<b>Information</b>	[Type= discrete] [Format=numeric] [Range= 1-8] [Missing=*]
<b>Statistics [NW/ W]</b>	[Valid=2180 /-] [Invalid=0 /-]
<b>Literal question</b>	Prices increases are lower when compared to recent years. What do you is the cause of this: government policy or other factors?
<b>Interviewer's instructions</b>	If alternativ 8 go to v104. If the other alternatives go to v103.
<b>Concepts</b>	Policy, Prices

Value	Label	Cases	Percentage
1	Government policy	1097	50.3%
3	Government policy and other factors are equally important	489	22.4%
7	Other factors	302	13.9%
8	Don't know	292	13.4%

*Warning: these figures indicate the number of cases found in the data file. They cannot be interpreted as summary statistics of the population of interest.*

**# V103: If Labour government: price increase?**

<b>Information</b>	[Type= discrete] [Format=numeric] [Range= 1-8] [Missing=*]
<b>Statistics [NW/ W]</b>	[Valid=1894 /-] [Invalid=286 /-]
<b>Literal question</b>	Let's imagine that we'd had a Labour party government during the past four years. Do you think that prices would have been the about the same as now, lower than at present, or higher than at present?
<b>Concepts</b>	Policy, Prices

Value	Label	Cases	Percentage
1	Lower than at present	108	5.7%
3	About the same as now	817	43.1%
5	Higher than at present	864	45.6%
8	Don't know	105	5.5%
Systemmiss		286	

*Warning: these figures indicate the number of cases found in the data file. They cannot be interpreted as summary statistics of the population of interest.*

**# V104: Supporter of which party**

<b>Information</b>	[Type= discrete] [Format=numeric] [Range= 0-99] [Missing=*]
<b>Statistics [NW/ W]</b>	[Valid=2176 /-] [Invalid=4 /-]
<b>Literal question</b>	Now we would like to learn a little about your political affiliations. I would again remind you that all this information is strictly confidential. Many people think of themselves as adherents of a particular party, while others feel no affiliation with any party. Would you say that you in general think of yourself as a Conservative, a Labourite, a Liberal, an SV supporter, etc., or don't you consider yourself affiliated with any particular party?
<b>Interviewer's instructions</b>	If alternatives 50 or 80 go to v107. If the other alternatives go to v106.

## File : NSD0064

### # V104: Supporter of which party

Concepts Policy, Political parties

Value	Label	Cases	Percentage
10	The Norwegian Labour Party (dna)	651	29.9%
11	The Liberal People's Party (dlf)	2	0.1%
12	The Progress Party (frp)	30	1.4%
13	The Conservative Party (h)	448	20.6%
14	The Christian Peoples' Party (krf)	126	5.8%
15	The Norwegian Communist Party (nkp)	1	0.0%
16	Red Electoral Alliance (rv/akp (m-l))	6	0.3%
17	The Center (Agrarian) Party (sp)	95	4.4%
18	The Socialist Left Party (sv)	82	3.8%
19	The Liberal Party (v)	35	1.6%
20	Other parties mentioned	1	0.0%
40	Did not have the right to vote	0	
50	Not affiliated with any of the above mentioned parties	666	30.6%
80	Don't know, refuses to answer	33	1.5%
88	Unanswered	0	
99	Won't answer	0	
Sysmiss		4	

Warning: these figures indicate the number of cases found in the data file. They cannot be interpreted as summary statistics of the population of interest.

### # V106: Strength of party affiliation

Information [Type= discrete] [Format=numeric] [Range= 1-2] [Missing=\*]

Statistics [NW/ W] [Valid=1465 /-] [Invalid=715 /-]

Literal question Do you consider yourself to be a totally convinced supporter of your party, or are you not especially convinced?

Concepts Policy, Political parties

Value	Label	Cases	Percentage
1	Totally convinced	878	59.9%
2	Not especially convinced	587	40.1%
Sysmiss		715	

Warning: these figures indicate the number of cases found in the data file. They cannot be interpreted as summary statistics of the population of interest.

### # V107: Paying member of a party?

Information [Type= discrete] [Format=numeric] [Range= 1-8] [Missing=\*]

Statistics [NW/ W] [Valid=2175 /-] [Invalid=5 /-]

Literal question Are you at present a dues-paying member of any political party?

Interviewer's instructions  
If alternative 1 go to v108.  
If alternative 5 go to v111.  
If alternative 8 go to v112.

Concepts Policy, Political parties

Value	Label	Cases	Percentage
1	Yes	328	15.1%
5	No	1841	84.6%
8	Don't know, refuses to answer	6	0.3%
Sysmiss		5	

**File : NSD0064****# V107: Paying member of a party?***Warning: these figures indicate the number of cases found in the data file. They cannot be interpreted as summary statistics of the population of interest.***# V108: Member of party 85****Information** [Type= discrete] [Format=numeric] [Range= 0-99] [Missing=\*]**Statistics [NW/ W]** [Valid=329 /-] [Invalid=1851 /-]**Literal question** Which party is this? (Paying member).**Interviewer's instructions** Hvis alternativ 10 gå til v110.  
Hvis de andre alternativene gå til v112.**Concepts** Policy, Political parties

Value	Label	Cases	Percentage
0	Other party	0	
10	DNA	117	35.6%
11	DLF	1	0.3%
12	FRP	5	1.5%
13	H	92	28.0%
14	KrF	52	15.8%
15	NKP	1	0.3%
16	RV/AKP (m-1)	3	0.9%
17	SP	34	10.3%
18	SV	12	3.6%
19	V	12	3.6%
20	Other party mentioned	0	
40	Did not have the right to vote	0	
50	No party	0	
80	Don't know/refuses to answer	0	
88	Unanswered	0	
99	Won't answer	0	
Sysmiss		1851	

*Warning: these figures indicate the number of cases found in the data file. They cannot be interpreted as summary statistics of the population of interest.*

<b># V110: Direct or collective membership?</b>			
<b>Information</b>	[Type= discrete] [Format=numeric] [Range= 1-2] [Missing=*]		
<b>Statistics [NW/ W]</b>	[Valid=114 /-] [Invalid=2066 /-]		
<b>Literal question</b>	Is your membership a direct membership or a collective affiliation through a trade union?		
<b>Interviewer's instructions</b>	If R is both a direct member as well as being collectively affiliated with a party, check code 1 - direct membership. Go to v112.		
<b>Concepts</b>	Policy, Political parties		
<b>Value</b>	<b>Label</b>	<b>Cases</b>	<b>Percentage</b>
1	Direct membership	85	74.6%
2	Collective affiliation	29	25.4%
Systemmiss		2066	
<i>Warning: these figures indicate the number of cases found in the data file. They cannot be interpreted as summary statistics of the population of interest.</i>			
<b># V111: Would you like to join a party?</b>			
<b>Information</b>	[Type= discrete] [Format=numeric] [Range= 1-8] [Missing=*]		
<b>Statistics [NW/ W]</b>	[Valid=1832 /-] [Invalid=348 /-]		
<b>Literal question</b>	Would you consider becoming a member of a political party?		
<b>Concepts</b>	Policy, Political parties		
<b>Value</b>	<b>Label</b>	<b>Cases</b>	<b>Percentage</b>
1	Yes	262	14.3%
2	No	1483	80.9%
8	Don't know/refuses to answer	87	4.7%
Systemmiss		348	
<i>Warning: these figures indicate the number of cases found in the data file. They cannot be interpreted as summary statistics of the population of interest.</i>			
<b># V112: Participated in nomination meetings 1985-valget?</b>			
<b>Information</b>	[Type= discrete] [Format=numeric] [Range= 1-8] [Missing=*]		
<b>Statistics [NW/ W]</b>	[Valid=2168 /-] [Invalid=12 /-]		
<b>Literal question</b>	The individual parties arranged a number of meetings to discuss the order of candidates on their lists prior to the Storting election in the autumn. Did you participate in any such meeting?		
<b>Concepts</b>	Policy, Political parties		
<b>Value</b>	<b>Label</b>	<b>Cases</b>	<b>Percentage</b>
1	Yes	99	4.6%
2	No	2066	95.3%
8	Don't know/refuses to answer	3	0.1%
Systemmiss		12	
<i>Warning: these figures indicate the number of cases found in the data file. They cannot be interpreted as summary statistics of the population of interest.</i>			
<b># V113: Candidate information 85</b>			
<b>Information</b>	[Type= discrete] [Format=numeric] [Range= 1-8] [Missing=*]		
<b>Statistics [NW/ W]</b>	[Valid=2180 /-] [Invalid=0 /-]		
<b>Literal question</b>	Can you name one or more candidates on any party list prior to this autumn's Storting election here in _____ county? Up to five names may be given.		
<b>Concepts</b>	Policy		
<b>Value</b>	<b>Label</b>	<b>Cases</b>	<b>Percentage</b>
1		299	13.7%

### # V113: Candidate information 85

Value	Label	Cases	Percentage
2		294	13.5%
3		277	12.7%
4		231	10.6%
5		350	16.1%
8	Haven't taken notice of any name in particular	729	33.4%

*Warning: these figures indicate the number of cases found in the data file. They cannot be interpreted as summary statistics of the population of interest.*

### # V114: More women in parliament?

<b>Information</b>	[Type= discrete] [Format=numeric] [Range= 1-8] [Missing=*]
<b>Statistics [NW/ W]</b>	[Valid=2167 /-] [Invalid=13 /-]
<b>Literal question</b>	The Storting comprises representatives from many different groups in Norwegian society. We would like to know whether you think certain groups are reasonably represented in the Storting, starting with women ...  ... A. Do you think there should be more or less female members of the Storting, is their present number reasonable, or doesn't it matter?
<b>Concepts</b>	Policy, Parliamentary candidates

Value	Label	Cases	Percentage
1	Should be more	885	40.8%
3	Reasonable number	594	27.4%
5	Should be less	42	1.9%
7	Doesn't matter	585	27.0%
8	Don't know/refuses to answer	61	2.8%
Sysmiss		13	

*Warning: these figures indicate the number of cases found in the data file. They cannot be interpreted as summary statistics of the population of interest.*

### # V115: More abstainers in parliament?
















<b>Information</b>	[Type= discrete] [Format=numeric] [Range= 1-8] [Missing=*]
<b>Statistics [NW/ W]</b>	[Valid=2165 /-] [Invalid=15 /-]
<b>Literal question</b>	The Storting comprises representatives from many different groups in Norwegian society. We would like to know whether you think certain groups are reasonably represented in the Storting, starting with women ...  ... B. What about temperance adherents? Do you think there should be more or fewer Storting representatives who support the temperance issue, is their present number reasonable, or doesn't it matter?
<b>Concepts</b>	Policy, Parliamentary candidates

Value	Label	Cases	Percentage
1	Should be more	281	13.0%
3	Reasonable number	457	21.1%
5	Should be less	175	8.1%
7	Doesn't matter	961	44.4%
8	Don't know/refuses to answer	291	13.4%
Sysmiss		15	

*Warning: these figures indicate the number of cases found in the data file. They cannot be interpreted as summary statistics of the population of interest.*

### # V116: More workers in parliament?

<b>Information</b>	[Type= discrete] [Format=numeric] [Range= 1-8] [Missing=*]
<b>Statistics [NW/ W]</b>	[Valid=2161 /-] [Invalid=19 /-]
<b>Literal question</b>	The Storting comprises representatives from many different groups in Norwegian society. We would like to know whether you think certain groups are reasonably represented in the Storting, starting with women ...

<b># V116: More workers in parliament?</b>			
	... C. What about workers?		
<b>Concepts</b>	Policy, Parliamentary candidates		
<b>Value</b>	<b>Label</b>	<b>Cases</b>	<b>Percentage</b>
1	Should be more	925	 42.8%
3	Reasonable number	502	 23.2%
5	Should be less	33	 1.5%
7	Doesn't matter	444	 20.5%
8	Don't know/refuses to answer	257	 11.9%
Sysmiss		19	
<i>Warning: these figures indicate the number of cases found in the data file. They cannot be interpreted as summary statistics of the population of interest.</i>			
<b># V117: More young people &lt;30 in parliament?</b>			
<b>Information</b>	[Type= discrete] [Format=numeric] [Range= 1-8] [Missing=*]		
<b>Statistics [NW/ W]</b>	[Valid=2165 /-] [Invalid=15 /-]		
<b>Literal question</b>	The Storting comprises representatives from many different groups in Norwegian society. We would like to know whether you think certain groups are reasonably represented in the Storting, starting with women ...  ... D. What about young people under the age of 30?		
<b>Concepts</b>	Policy, Parliamentary candidates		
<b>Value</b>	<b>Label</b>	<b>Cases</b>	<b>Percentage</b>
1	Should be more	1073	 49.6%
3	Reasonable number	561	 25.9%
5	Should be less	108	 5.0%
7	Doesn't matter	288	 13.3%
8	Don't know/refuses to answer	135	 6.2%
Sysmiss		15	
<i>Warning: these figures indicate the number of cases found in the data file. They cannot be interpreted as summary statistics of the population of interest.</i>			
<b># V118: More farmers in parliament?</b>			
<b>Information</b>	[Type= discrete] [Format=numeric] [Range= 1-8] [Missing=*]		
<b>Statistics [NW/ W]</b>	[Valid=2167 /-] [Invalid=13 /-]		
<b>Literal question</b>	The Storting comprises representatives from many different groups in Norwegian society. We would like to know whether you think certain groups are reasonably represented in the Storting, starting with women ...  ... E. Farmers?		
<b>Concepts</b>	Policy, Parliamentary candidates		
<b>Value</b>	<b>Label</b>	<b>Cases</b>	<b>Percentage</b>
1	Should be more	406	 18.7%
3	Reasonable number	837	 38.6%
5	Should be less	104	 4.8%
7	Doesn't matter	492	 22.7%
8	Don't know/refuses to answer	328	 15.1%
Sysmiss		13	
<i>Warning: these figures indicate the number of cases found in the data file. They cannot be interpreted as summary statistics of the population of interest.</i>			
<b># V119: More traders in parliament?</b>			
<b>Information</b>	[Type= discrete] [Format=numeric] [Range= 1-8] [Missing=*]		
<b>Statistics [NW/ W]</b>	[Valid=2167 /-] [Invalid=13 /-]		



**# V119: More traders in parliament?**

**Literal question** The Storting comprises representatives from many different groups in Norwegian society. We would like to know whether you think certain groups are reasonably represented in the Storting, starting with women ...

... F. People in trade and business?

**Concepts** Policy, Parliamentary candidates

Value	Label	Cases	Percentage
1	Should be more	370	17.1%
3	Reasonable number	860	39.7%
5	Should be less	170	7.8%
7	Doesn't matter	427	19.7%
8	Don't know/refuses to answer	340	15.7%
Sysmiss		13	

*Warning: these figures indicate the number of cases found in the data file. They cannot be interpreted as summary statistics of the population of interest.*

**# V120: Other groups should be represented in parliament?**

**Information** [Type= discrete] [Format=numeric] [Range= 0-8] [Missing=\*]

**Statistics [NW/ W]** [Valid=1458 /-] [Invalid=722 /-]

**Literal question** The Storting comprises representatives from many different groups in Norwegian society. We would like to know whether you think certain groups are reasonably represented in the Storting, starting with women ...

... G. Are there any other groups you would like to see represented more strongly in the Storting? Please specify:

**Concepts** Policy, Parliamentary candidates

Value	Label	Cases	Percentage
0	No other groups mentioned	1227	84.2%
8	Don't know/refuses to answer	231	15.8%
Sysmiss		722	

*Warning: these figures indicate the number of cases found in the data file. They cannot be interpreted as summary statistics of the population of interest.*

**# V121: Kindergarten expansion**

**Information** [Type= discrete] [Format=numeric] [Range= 1-8] [Missing=\*]

**Statistics [NW/ W]** [Valid=2099 /-] [Invalid=81 /-]

**Literal question** I will now read to you a list of proposed policies which many people think should be implemented in Norway. I will start with the proposal to build more kindergartens. Do you think this is: a good proposal which is very important to implement, a good proposal which is quite important to implement, a poor proposal which it is quite important not to implement, a poor proposal which it is very important not to implement, or are you not very concerned with the matter ...

... A. Proposal to build more kindergartens.

**Concepts** Policy, Nursery schools

Value	Label	Cases	Percentage
1	A good proposal which is very important to implement	795	37.9%
2	A good proposal which is quite important to implement	698	33.3%
3	Not very concerned with the matter	408	19.4%
4	A poor proposal which it is quite important not to implement	117	5.6%
5	A poor proposal which it is very important not to implement	40	1.9%
8	Don't know/won't answer	41	2.0%
Sysmiss		81	

*Warning: these figures indicate the number of cases found in the data file. They cannot be interpreted as summary statistics of the population of interest.*

**# V122: Reduction of state control 85**

**Information** [Type= discrete] [Format=numeric] [Range= 1-8] [Missing=\*]

<b># V122: Reduction of state control 85</b>			
<b>Statistics [NW/ W]</b>		[Valid=2164 /-] [Invalid=16 /-]	
<b>Literal question</b>		I will now read to you a list of proposed policies which many people think should be implemented in Norway. For each of the proposals can you tell me if you think it is: a good proposal which is very important to implement, a good proposal which is quite important to implement, a poor proposal which it is quite important not to implement, a poor proposal which it is very important not to implement, or are you not very concerned with the matter ...  ... B. Reduce state control over private business operations.	
<b>Concepts</b>		Policy, State control	
<b>Value</b>	<b>Label</b>	<b>Cases</b>	<b>Percentage</b>
1	A good proposal which is very important to implement	331	15.3%
2	A good proposal which is quite important to implement	554	25.6%
3	Not very concerned with the matter	392	18.1%
4	A poor proposal which is quite important not to implement	421	19.5%
5	A poor proposal which is very important not to implement	212	9.8%
8	Don't know/won't answer	254	11.7%
Sysmiss		16	
<i>Warning: these figures indicate the number of cases found in the data file. They cannot be interpreted as summary statistics of the population of interest.</i>			
<b># V123: Stop trade with South-Africa</b>			
<b>Information</b>		[Type= discrete] [Format=numeric] [Range= 1-8] [Missing=*]	
<b>Statistics [NW/ W]</b>		[Valid=2161 /-] [Invalid=19 /-]	
<b>Literal question</b>		I will now read to you a list of proposed policies which many people think should be implemented in Norway. For each of the proposals can you tell me if you think it is: a good proposal which is very important to implement, a good proposal which is quite important to implement, a poor proposal which it is quite important not to implement, a poor proposal which it is very important not to implement, or are you not very concerned with the matter ...  ... C. Stop all trade with South Africa.	
<b>Concepts</b>		Policy, Trade	
<b>Value</b>	<b>Label</b>	<b>Cases</b>	<b>Percentage</b>
1	A good proposal with is very important to implement	1081	50.0%
2	A good proposal which is quite important to implement	402	18.6%
3	Not very concerned with the matter	256	11.8%
4	A poor proposal which is quite important not to implement	145	6.7%
5	A poor proposal which is very important not to implement	58	2.7%
8	Don't know/won't answer	219	10.1%
Sysmiss		19	
<i>Warning: these figures indicate the number of cases found in the data file. They cannot be interpreted as summary statistics of the population of interest.</i>			
<b># V124: Cut the rate in oil production</b>			
<b>Information</b>		[Type= discrete] [Format=numeric] [Range= 1-8] [Missing=*]	
<b>Statistics [NW/ W]</b>		[Valid=2153 /-] [Invalid=27 /-]	
<b>Literal question</b>		I will now read to you a list of proposed policies which many people think should be implemented in Norway. For each of the proposals can you tell me if you think it is: a good proposal which is very important to implement, a good proposal which is quite important to implement, a poor proposal which it is quite important not to implement, a poor proposal which it is very important not to implement, or are you not very concerned with the matter ...  ... D. Cut the rate of oil and gas production in the North Sea?	
<b>Concepts</b>		Policy, Petroleum industry, Petroleum	
<b>Value</b>	<b>Label</b>	<b>Cases</b>	<b>Percentage</b>
1	A good proposal which is very important to implement	158	7.3%

<b># V124: Cut the rate in oil production</b>			
<b>Value</b>	<b>Label</b>	<b>Cases</b>	<b>Percentage</b>
2	A good proposal which is quite important to implement	379	17.6%
3	Not very concerned with the matter	452	21.0%
4	A poor proposal which is quite important not to implement	556	25.8%
5	A poor proposal which is very important not to implement	226	10.5%
8	Don't know/won't answer	382	17.7%
Sysmiss		27	
<i>Warning: these figures indicate the number of cases found in the data file. They cannot be interpreted as summary statistics of the population of interest.</i>			
<b># V125: Socialise industries</b>			
<b>Information</b>	[Type= discrete] [Format=numeric] [Range= 1-8] [Missing=*]		
<b>Statistics [NW/ W]</b>	[Valid=2156 /-] [Invalid=24 /-]		
<b>Literal question</b>	I will now read to you a list of proposed policies which many people think should be implemented in Norway. For each of the proposals can you tell me if you think it is: a good proposal which is very important to implement, a good proposal which is quite important to implement, a poor proposal which it is quite important not to implement, a poor proposal which it is very important not to implement, or are you not very concerned with the matter ...  ... E. Socialise large and important industries?		
<b>Concepts</b>	Policy		
<b>Value</b>	<b>Label</b>	<b>Cases</b>	<b>Percentage</b>
1	A good proposal which is very important to implement	174	8.1%
2	A good proposal which is quite important to implement	293	13.6%
3	Not very concerned with the matter	311	14.4%
4	A poor proposal which is quite important not to implement	530	24.6%
5	A poor proposal which is very important not to implement	556	25.8%
8	Don't know/won't answer	292	13.5%
Sysmiss		24	
<i>Warning: these figures indicate the number of cases found in the data file. They cannot be interpreted as summary statistics of the population of interest.</i>			
<b># V126: Reduce defence expenditure</b>			
<b>Information</b>	[Type= discrete] [Format=numeric] [Range= 1-8] [Missing=*]		
<b>Statistics [NW/ W]</b>	[Valid=2158 /-] [Invalid=22 /-]		
<b>Literal question</b>	I will now read to you a list of proposed policies which many people think should be implemented in Norway. For each of the proposals can you tell me if you think it is: a good proposal which is very important to implement, a good proposal which is quite important to implement, a poor proposal which it is quite important not to implement, a poor proposal which it is very important not to implement, or are you not very concerned with the matter ...  ... F. Reduce defence expenditure?		
<b>Concepts</b>	Policy, Defence and state security policy		
<b>Value</b>	<b>Label</b>	<b>Cases</b>	<b>Percentage</b>
1	A good proposal which is very important to implement	248	11.5%
2	A good proposal which is quite important to implement	348	16.1%
3	Not very concerned with the matter	194	9.0%
4	A poor proposal which is quite important not to implement	634	29.4%
5	A poor proposal which is very important not to implement	568	26.3%
8	Don't know/won't answer	166	7.7%
Sysmiss		22	
<i>Warning: these figures indicate the number of cases found in the data file. They cannot be interpreted as summary statistics of the population of interest.</i>			

<b># V127: Abolish grading systems secondary school</b>			
<b>Information</b>	[Type= discrete] [Format=numeric] [Range= 1-8] [Missing=*]		
<b>Statistics [NW/ W]</b>	[Valid=2164 /-] [Invalid=16 /-]		
<b>Literal question</b>	<p>I will now read to you a list of proposed policies which many people think should be implemented in Norway. For each of the proposals can you tell me if you think it is: a good proposal which is very important to implement, a good proposal which is quite important to implement, a poor proposal which it is quite important not to implement, a poor proposal which it is very important not to implement, or are you not very concerned with the matter ...</p> <p>... G. Abolish grading system in lower secondary schools?</p>		
<b>Concepts</b>	Policy, School policy		
<b>Value</b>	<b>Label</b>	<b>Cases</b>	<b>Percentage</b>
1	A good proposal which is very important to implement	92	4.3%
2	A good proposal which is quite important to implement	103	4.8%
3	Not very concerned with the matter	130	6.0%
4	A poor proposal which is quite important not to implement	531	24.5%
5	A poor proposal which is very important not to implement	1204	55.6%
8	Don't know/won't answer	104	4.8%
Sysmiss		16	
<i>Warning: these figures indicate the number of cases found in the data file. They cannot be interpreted as summary statistics of the population of interest.</i>			
<b># V128: Prohibit pornography</b>			
<b>Information</b>	[Type= discrete] [Format=numeric] [Range= 1-8] [Missing=*]		
<b>Statistics [NW/ W]</b>	[Valid=2159 /-] [Invalid=21 /-]		
<b>Literal question</b>	<p>I will now read to you a list of proposed policies which many people think should be implemented in Norway. For each of the proposals can you tell me if you think it is: a good proposal which is very important to implement, a good proposal which is quite important to implement, a poor proposal which it is quite important not to implement, a poor proposal which it is very important not to implement, or are you not very concerned with the matter ...</p> <p>... H. Prohibit all forms of pornography?</p>		
<b>Concepts</b>	Policy, Pornography		
<b>Value</b>	<b>Label</b>	<b>Cases</b>	<b>Percentage</b>
1	A good proposal which is very important to implement	850	39.4%
2	A good proposal which is quite important to implement	418	19.4%
3	Not very concerned with the matter	392	18.2%
4	A poor proposal which is quite important not to implement	284	13.2%
5	A poor proposal which is very important not to implement	117	5.4%
8	Don't know/won't answer	98	4.5%
Sysmiss		21	
<i>Warning: these figures indicate the number of cases found in the data file. They cannot be interpreted as summary statistics of the population of interest.</i>			
<b># V129: Cut high income tax</b>			
<b>Information</b>	[Type= discrete] [Format=numeric] [Range= 1-8] [Missing=*]		
<b>Statistics [NW/ W]</b>	[Valid=2164 /-] [Invalid=16 /-]		
<b>Literal question</b>	<p>I will now read to you a list of proposed policies which many people think should be implemented in Norway. For each of the proposals can you tell me if you think it is: a good proposal which is very important to implement, a good proposal which is quite important to implement, a poor proposal which it is quite important not to implement, a poor proposal which it is very important not to implement, or are you not very concerned with the matter ...</p> <p>... I. Cut taxes on high incomes?</p>		
<b>Concepts</b>	Policy, Fiscal policy		

<b># V129: Cut high income tax</b>			
<b>Value</b>	<b>Label</b>	<b>Cases</b>	<b>Percentage</b>
1	A good proposal which is very important to implement	182	8.4%
2	A good proposal which is quite important to implement	329	15.2%
3	Not very concerned with the matter	213	9.8%
4	A poor proposal which is quite important not to implement	621	28.7%
5	A poor proposal which is very important not to implement	677	31.3%
8	Don't know/won't answer	142	6.6%
Sysmiss		16	
<i>Warning: these figures indicate the number of cases found in the data file. They cannot be interpreted as summary statistics of the population of interest.</i>			
<b># V130: Private companies north sea</b>			
<b>Information</b>	[Type= discrete] [Format=numeric] [Range= 1-8] [Missing=*]		
<b>Statistics [NW/ W]</b>	[Valid=2163 /-] [Invalid=17 /-]		
<b>Literal question</b>	I will now read to you a list of proposed policies which many people think should be implemented in Norway. For each of the proposals can you tell me if you think it is: a good proposal which is very important to implement, a good proposal which is quite important to implement, a poor proposal which it is quite important not to implement, a poor proposal which it is very important not to implement, or are you not very concerned with the matter ...  ... J. Allow private companies a larger share of North Sea oil exploitation?		
<b>Concepts</b>	Policy, Petroleum industry		
<b>Value</b>	<b>Label</b>	<b>Cases</b>	<b>Percentage</b>
1	A good proposal which is very important to implement	303	14.0%
2	A good proposal which is quite important to implement	486	22.5%
3	Not very concerned with the matter	356	16.5%
4	A poor proposal which is quite important not to implement	353	16.3%
5	A poor proposal which is very important not to implement	332	15.3%
8	Don't know/won't answer	333	15.4%
Sysmiss		17	
<i>Warning: these figures indicate the number of cases found in the data file. They cannot be interpreted as summary statistics of the population of interest.</i>			
<b># V134: Danger for war?</b>			
<b>Information</b>	[Type= discrete] [Format=numeric] [Range= 1-8] [Missing=*]		
<b>Statistics [NW/ W]</b>	[Valid=2175 /-] [Invalid=5 /-]		
<b>Literal question</b>	How great a danger do you think there is of Norway becoming involved in a new war during the next few years? Do you think there is a great danger, a fairly great danger, or only a slight danger of this happening?		
<b>Concepts</b>	Policy, War		
<b>Value</b>	<b>Label</b>	<b>Cases</b>	<b>Percentage</b>
1	Great danger	161	7.4%
3	Fairly great danger	429	19.7%
5	Only a slight danger	1416	65.1%
8	Don't know/refuses to answer	169	7.8%
Sysmiss		5	
<i>Warning: these figures indicate the number of cases found in the data file. They cannot be interpreted as summary statistics of the population of interest.</i>			
<b># V135: Subsidies rural areas?</b>			
<b>Information</b>	[Type= discrete] [Format=numeric] [Range= 1-8] [Missing=*]		
<b>Statistics [NW/ W]</b>	[Valid=2175 /-] [Invalid=5 /-]		









<b># V135: Subsidies rural areas?</b>			
<b>Literal question</b>	The government has long subsidised the rural industries of agriculture and fisheries. During the recent years, many large towns have also put forward demands for economic support. Who do you think it is most important to support with future economic measures - rural industries or large towns?		
<b>Concepts</b>	Policy		
<b>Value</b>	<b>Label</b>	<b>Cases</b>	<b>Percentage</b>
1	Rural industries are most important	1147	52.7%
2	Both are equally important	653	30.0%
3	Large towns are most important	197	9.1%
5	Government subsidies to industry should be abolished	17	0.8%
7	Other answer, specify	34	1.6%
8	Don't know/refuses to answer	127	5.8%
Sysmiss		5	
<i>Warning: these figures indicate the number of cases found in the data file. They cannot be interpreted as summary statistics of the population of interest.</i>			
<b># V136: Retirement age vs shorter work day</b>			
<b>Information</b>	[Type= discrete] [Format=numeric] [Range= 1-8] [Missing=*]		
<b>Statistics [NW/ W]</b>	[Valid=2176 /-] [Invalid=4 /-]		
<b>Literal question</b>	If you had to choose between lowering the retirement age or shortening the number of hours in the working day, which would you prefer?		
<b>Concepts</b>	Policy, Retirement age		
<b>Value</b>	<b>Label</b>	<b>Cases</b>	<b>Percentage</b>
1	Lower retirement age	1333	61.3%
3	Both	110	5.1%
5	Shorter working day	582	26.7%
7	Other answer, please specify	87	4.0%
8	Don't know, can't say	64	2.9%
Sysmiss		4	
<i>Warning: these figures indicate the number of cases found in the data file. They cannot be interpreted as summary statistics of the population of interest.</i>			
<b># V137: Danger of oil drilling</b>			
<b>Information</b>	[Type= discrete] [Format=numeric] [Range= 1-8] [Missing=*]		
<b>Statistics [NW/ W]</b>	[Valid=2176 /-] [Invalid=4 /-]		
<b>Literal question</b>	Opinions are divided as to the dangers of drilling for oil along the Norwegian coast. Do you think the risk of serious accidents occurring is very great, fairly great, fairly small, or very small?		
<b>Concepts</b>	Policy, Petroleum		
<b>Value</b>	<b>Label</b>	<b>Cases</b>	<b>Percentage</b>
1	Very great risk	129	5.9%
2	Fairly great risk	753	34.6%
3	Fairly small risk	811	37.3%
4	Very small risk	206	9.5%
8	Don't know	277	12.7%
Sysmiss		4	
<i>Warning: these figures indicate the number of cases found in the data file. They cannot be interpreted as summary statistics of the population of interest.</i>			
<b># V138: Control of oil activity</b>			
<b>Information</b>	[Type= discrete] [Format=numeric] [Range= 1-8] [Missing=*]		
<b>Statistics [NW/ W]</b>	[Valid=2175 /-] [Invalid=5 /-]		

<b># V138: Control of oil activity</b>			
<b>Literal question</b>	Some people believe that the politicians should have full control over the oil activity in the North Sea, while others feel it would be an advantage if the scientific experts were to play the decisive role. What is your opinion on this issue: should the oil activity be mainly controlled by the politicians or by the scientific experts?		
<b>Concepts</b>	Policy, Petroleum		
<b>Value</b>	<b>Label</b>	<b>Cases</b>	<b>Percentage</b>
1	Should be controlled by the politicians	339	15.6%
3	should be controlled by both politicians and experts	817	37.6%
5	Should be controlled by the experts	822	37.8%
7	Other answer, please specify	17	0.8%
8	Don't know, refuses to answer	180	8.3%
Sysmiss		5	
<i>Warning: these figures indicate the number of cases found in the data file. They cannot be interpreted as summary statistics of the population of interest.</i>			
<b># V139: Politicak opposites</b>			
<b>Information</b>	[Type= discrete] [Format=numeric] [Range= 1-9] [Missing=*]		
<b>Statistics [NW/ W]</b>	[Valid=2157 /-] [Invalid=23 /-]		
<b>Literal question</b>	A number of opposing attitudes or conflicts of viewpoint are constantly making themselves evident in politics. We would like to know how you regard some of these conflicts. For personal interviews, read card 3: Can you tell me which of the these conflicts you personally believe to be the most important? For telephone interviews: Can you tell me which of the following conflicts you personally believe to be the most important?		
<b>Concepts</b>	Policy		
<b>Value</b>	<b>Label</b>	<b>Cases</b>	<b>Percentage</b>
1	Between men and women	123	5.7%
2	Opposing attitudes in the view of Christian faith and morals	261	12.1%
3	Between different social classes and groupings	420	19.5%
4	Between densely and sparsely populated areas in Norway	233	10.8%
5	Between the political right and left (between radicalism and conservatism)	309	14.3%
6	Between increased economic growth and reduced growth	149	6.9%
7	Between public employees and those employed in the private sector	149	6.9%
8	Don't know, can't answer	490	22.7%
9	Other answer, please specify	23	1.1%
Sysmiss		23	
<i>Warning: these figures indicate the number of cases found in the data file. They cannot be interpreted as summary statistics of the population of interest.</i>			
<b># V140: View of public sector</b>			
<b>Information</b>	[Type= discrete] [Format=numeric] [Range= 1-8] [Missing=*]		
<b>Statistics [NW/ W]</b>	[Valid=2160 /-] [Invalid=20 /-]		
<b>Literal question</b>	Are you mainly for or against reducing the extent of the public sector in Norway, or don't you have an opinion on the matter?		
<b>Interviewer's instructions</b>	Hvis alternativ 1 og 2 gå til v141. Hvis andre alternativer, gå til v142.		
<b>Concepts</b>	Policy		
<b>Value</b>	<b>Label</b>	<b>Cases</b>	<b>Percentage</b>
1	Mainly for reducing the extent of the public sector	515	23.8%
2	Mainly against reducing the extent of the public sector	665	30.8%
3	No opinion	866	40.1%
8	Don't know, refuses to answer	114	5.3%








<b># V140: View of public sector</b>			
Value	Label	Cases	Percentage
Sysmiss		20	
<i>Warning: these figures indicate the number of cases found in the data file. They cannot be interpreted as summary statistics of the population of interest.</i>			
<b># V141: Definite opinion</b>			
<b>Information</b>	[Type= discrete] [Format=numeric] [Range= 1-8] [Missing=*]		
<b>Statistics [NW/ W]</b>	[Valid=1185 /-] [Invalid=995 /-]		
<b>Literal question</b>	Do you have a definite opinion on this matter, or are you uncertain? (Extent of public sector).		
<b>Concepts</b>	Policy		
Value	Label	Cases	Percentage
1	Definite opinion	779	65.7%
8	Uncertain, don't know	406	34.3%
Sysmiss		995	
<i>Warning: these figures indicate the number of cases found in the data file. They cannot be interpreted as summary statistics of the population of interest.</i>			
<b># V142: View on gender equality</b>			
<b>Information</b>	[Type= discrete] [Format=numeric] [Range= 1-8] [Missing=*]		
<b>Statistics [NW/ W]</b>	[Valid=2167 /-] [Invalid=13 /-]		
<b>Literal question</b>	Over the last few years, there has been an emphasis on creating equality between women and men. Would you say that the work of ensuring gender equality should be continued further, has it been carried far enough, carried too far, or don't you have an opinion on this matter?		
<b>Interviewer's instructions</b>	Hvis alternativene 1,2 eller 3, gå til v143. Hvis de andre alternativene gå til v144.		
<b>Concepts</b>	Policy, Equal opportunity		
Value	Label	Cases	Percentage
1	Should be continued further	1157	53.4%
2	Carried far enough	753	34.7%
3	Carried too far	156	7.2%
4	No opinion	76	3.5%
8	Don't know, refuses to answer	25	1.2%
Sysmiss		13	
<i>Warning: these figures indicate the number of cases found in the data file. They cannot be interpreted as summary statistics of the population of interest.</i>			
<b># V143: Definite opinion</b>			
<b>Information</b>	[Type= discrete] [Format=numeric] [Range= 1-8] [Missing=*]		
<b>Statistics [NW/ W]</b>	[Valid=2070 /-] [Invalid=110 /-]		
<b>Literal question</b>	Do you have a definite opinion on this matter, or are you uncertain? (Gender equality).		
<b>Concepts</b>	Policy, Equal opportunity		
Value	Label	Cases	Percentage
1	Definite opinion	1626	78.6%
8	Uncertain, don't know	444	21.4%
Sysmiss		110	
<i>Warning: these figures indicate the number of cases found in the data file. They cannot be interpreted as summary statistics of the population of interest.</i>			
<b># V144: View of private health services</b>			
<b>Information</b>	[Type= discrete] [Format=numeric] [Range= 1-8] [Missing=*]		
<b>Statistics [NW/ W]</b>	[Valid=2170 /-] [Invalid=10 /-]		



<b># V144: View of private health services</b>			
<b>Literal question</b>	Are you mainly for or against the proposal to allow private health services on a commercial basis in addition to the existing national health services, or don't you have an opinion on the matter?		
<b>Interviewer's instructions</b>	Hvis alternativene 1 eller 2 gå til v145. Hvis de andre alternativene gå til v146.		
<b>Concepts</b>	Policy, Health services		
<b>Value</b>	<b>Label</b>	<b>Cases</b>	<b>Percentage</b>
1	Mainly for private health services	896	41.3%
2	Mainly against private health services	937	43.2%
3	No opinion	288	13.3%
8	Don't know, refuses to answer	49	2.3%
Sysmiss		10	
<i>Warning: these figures indicate the number of cases found in the data file. They cannot be interpreted as summary statistics of the population of interest.</i>			
<b># V145: Definite opinion</b>			
<b>Information</b>	[Type= discrete] [Format=numeric] [Range= 1-8] [Missing=*]		
<b>Statistics [NW/ W]</b>	[Valid=1833 /-] [Invalid=347 /-]		
<b>Literal question</b>	Do you have a definite opinion on this matter, or are you uncertain? (Private health services).		
<b>Concepts</b>	Policy, Health services		
<b>Value</b>	<b>Label</b>	<b>Cases</b>	<b>Percentage</b>
1	Definite opinion	1560	85.1%
8	Uncertain, don't know	273	14.9%
Sysmiss		347	
<i>Warning: these figures indicate the number of cases found in the data file. They cannot be interpreted as summary statistics of the population of interest.</i>			
<b># V146: View on cohabiting couples</b>			
<b>Information</b>	[Type= discrete] [Format=numeric] [Range= 1-8] [Missing=*]		
<b>Statistics [NW/ W]</b>	[Valid=2173 /-] [Invalid=7 /-]		
<b>Literal question</b>	Are you mainly for or against giving cohabiting couples the same rights and obligations as married couples, or don't you have an opinion on the matter?		
<b>Interviewer's instructions</b>	Hvis alternativene 1 eller 2 gå til v147. Hvis de andre alternativene gå til v148.		
<b>Concepts</b>	Policy		
<b>Value</b>	<b>Label</b>	<b>Cases</b>	<b>Percentage</b>
1	Mainly for giving cohabiting couples the same rights and obligations as married couples	1048	48.2%
2	Mainly against giving cohabiting couples the same rights and obligations as married couples	829	38.2%
3	No opinion	245	11.3%
8	Don't know, refuses to answer	51	2.3%
Sysmiss		7	
<i>Warning: these figures indicate the number of cases found in the data file. They cannot be interpreted as summary statistics of the population of interest.</i>			
<b># V147: Definite opinion</b>			
<b>Information</b>	[Type= discrete] [Format=numeric] [Range= 1-8] [Missing=*]		
<b>Statistics [NW/ W]</b>	[Valid=1874 /-] [Invalid=306 /-]		
<b>Literal question</b>	Do you have a definite opinion on this matter, or are you uncertain? (Rights/obligations for cohabiting couples)		
<b>Concepts</b>	Policy		

<b># V147: Definite opinion</b>			
Value	Label	Cases	Percentage
1	Definite opinion	1591	 84.9%
8	Uncertain, don't know	283	 15.1%
Sysmiss		306	
<i>Warning: these figures indicate the number of cases found in the data file. They cannot be interpreted as summary statistics of the population of interest.</i>			
<b># V148: Signed an appeal</b>			
<b>Information</b>	[Type= discrete] [Format=numeric] [Range= 1-8] [Missing=*]		
<b>Statistics [NW/ W]</b>	[Valid=2171 /-] [Invalid=9 /-]		
<b>Literal question</b>	We now turn to a number of questions concerning various political activities in which it is possible to participate. During the course of the past four years, have you ...  ... A. Signed your name under any appeal, protest, petition, etc., in order to advance a particular political cause?		
<b>Concepts</b>	Policy		
Value	Label	Cases	Percentage
1	Yes	417	 19.2%
2	No	1754	 80.8%
3	Other answers, please specify	0	
8	Can't remember, refuses to answer	0	
Sysmiss		9	
<i>Warning: these figures indicate the number of cases found in the data file. They cannot be interpreted as summary statistics of the population of interest.</i>			
<b># V149: Participated in demonstration</b>			
<b>Information</b>	[Type= discrete] [Format=numeric] [Range= 1-8] [Missing=*]		
<b>Statistics [NW/ W]</b>	[Valid=2171 /-] [Invalid=9 /-]		
<b>Literal question</b>	We now turn to a number of questions concerning various political activities in which it is possible to participate. During the course of the past four years, have you ...  ... B. Participated in any demonstration/action, etc., to advance a particular political cause?		
<b>Concepts</b>	Policy, Political participation		
Value	Label	Cases	Percentage
1	Yes	185	 8.5%
2	No	1986	 91.5%
3	Other answers, please specify	0	
8	Can't remember, refuses to answer	0	
Sysmiss		9	
<i>Warning: these figures indicate the number of cases found in the data file. They cannot be interpreted as summary statistics of the population of interest.</i>			
<b># V150: Written in the newspaper</b>			
<b>Information</b>	[Type= discrete] [Format=numeric] [Range= 1-8] [Missing=*]		
<b>Statistics [NW/ W]</b>	[Valid=2171 /-] [Invalid=9 /-]		
<b>Literal question</b>	We now turn to a number of questions concerning various political activities in which it is possible to participate. During the course of the past four years, have you ...  ... C. Had anything you have written printed in a newspaper in order to advance a particular political cause?		
<b>Concepts</b>	Policy, Political participation		
Value	Label	Cases	Percentage
1	Yes	70	 3.2%
2	No	2101	 96.8%

<b># V150: Written in the newspaper</b>			
<b>Value</b>	<b>Label</b>	<b>Cases</b>	<b>Percentage</b>
3	Other answers, please specify	0	
8	Can't remember, refuses to answer	0	
Sysmiss		9	
<i>Warning: these figures indicate the number of cases found in the data file. They cannot be interpreted as summary statistics of the population of interest.</i>			
<b># V151: Taken up an issue in party or organisation</b>			
<b>Information</b>	[Type= discrete] [Format=numeric] [Range= 1-8] [Missing=*]		
<b>Statistics [NW/ W]</b>	[Valid=2170 /-] [Invalid=10 /-]		
<b>Literal question</b>	We now turn to a number of questions concerning various political activities in which it is possible to participate. During the course of the past four years, have you ...  ... D. Taken up a particular issue within a political party, trade union, or other organisation?		
<b>Concepts</b>	Policy, Political participation		
<b>Value</b>	<b>Label</b>	<b>Cases</b>	<b>Percentage</b>
1	Yes	188	8.7%
2	No	1982	91.3%
3	Other answers, please specify	0	
8	Can't remember, refuses to answer	0	
Sysmiss		10	
<i>Warning: these figures indicate the number of cases found in the data file. They cannot be interpreted as summary statistics of the population of interest.</i>			
<b># V152: Forwarded a complaint</b>			
<b>Information</b>	[Type= discrete] [Format=numeric] [Range= 1-8] [Missing=*]		
<b>Statistics [NW/ W]</b>	[Valid=2170 /-] [Invalid=10 /-]		
<b>Literal question</b>	We now turn to a number of questions concerning various political activities in which it is possible to participate. During the course of the past four years, have you ...  ... E. Forwarded any written complaints, presentet other political proposals, etc.?		
<b>Concepts</b>	Policy, Political participation		
<b>Value</b>	<b>Label</b>	<b>Cases</b>	<b>Percentage</b>
1	Yes	102	4.7%
2	No	2068	95.3%
3	Other answers, please specify	0	
8	Can't remember, refuses to answer	0	
Sysmiss		10	
<i>Warning: these figures indicate the number of cases found in the data file. They cannot be interpreted as summary statistics of the population of interest.</i>			
<b># V153: Contacted representative</b>			
<b>Information</b>	[Type= discrete] [Format=numeric] [Range= 1-8] [Missing=*]		
<b>Statistics [NW/ W]</b>	[Valid=2161 /-] [Invalid=19 /-]		
<b>Literal question</b>	We now turn to a number of questions concerning various political activities in which it is possible to participate. During the course of the past four years, have you ...  ... F. Approached any representative elected by popular vote?		
<b>Concepts</b>	Policy, Political participation		
<b>Value</b>	<b>Label</b>	<b>Cases</b>	<b>Percentage</b>
1	Yes	203	9.4%
2	No	1958	90.6%

<b># V153: Contacted representative</b>			
Value	Label	Cases	Percentage
3	Other answers, please specify	0	
8	Can't remember, refuses to answer	0	
Sysmiss		19	
<i>Warning: these figures indicate the number of cases found in the data file. They cannot be interpreted as summary statistics of the population of interest.</i>			
<b># V154: Other activities</b>			
<b>Information</b>	[Type= discrete] [Format=numeric] [Range= 1-8] [Missing=*]		
<b>Statistics [NW/ W]</b>	[Valid=0 /-] [Invalid=2180 /-]		
<b>Literal question</b>	We now turn to a number of questions concerning various political activities in which it is possible to participate. During the course of the past four years, have you ...  ... G. Other answers, please specify.		
<b>Concepts</b>	Policy, Political participation		
Value	Label	Cases	Percentage
1	Yes	0	
2	No	0	
3	Other answers, please specify	0	
8	Can't remember, refuses to answer	0	
Sysmiss		2180	
<i>Warning: these figures indicate the number of cases found in the data file. They cannot be interpreted as summary statistics of the population of interest.</i>			
<b># V155: Can't remember</b>			
<b>Information</b>	[Type= continuous] [Format=numeric] [Range= 1-1] [Missing=*]		
<b>Statistics [NW/ W]</b>	[Valid=2 /-] [Invalid=2178 /-]		
<b>Literal question</b>	We now turn to a number of questions concerning various political activities in which it is possible to participate. During the course of the past four years, have you ...  ... H. Can't remember, refuses to answer.		
<b>Concepts</b>	Policy, Political participation		
<b># V159: Place on left-right political scale</b>			
<b>Information</b>	[Type= discrete] [Format=numeric] [Range= 0-99] [Missing=*]		
<b>Statistics [NW/ W]</b>	[Valid=2180 /-] [Invalid=0 /-]		
<b>Literal question</b>	There is a lot of talk these days of the political conflict between the Right and Left side in politics. Personal interview, show card 4: Here we have a scale running from 1 on the left - representing those who stand on the extreme Left politically - to 10 on the right - representing those who stand on the extreme Right politically. Where would you place yourself on this scale? Telephone interview: Try to imagine a scale which runs from 1 on the left - representing those who stand on the extreme Left politically - to 10 on the right - representing those who stand on the extreme Right politically. Where would you place yourself on such a scale?		
<b>Concepts</b>	Policy, Political parties, Political attitudes		
Value	Label	Cases	Percentage
0	Don't know/can't say	143	 6.6%
1	Extreme left	35	 1.6%
2		55	 2.5%
3		230	 10.6%
4		256	 11.7%
5	Neither radical nor conservative	405	 18.6%
6	Neither radical nor conservative	311	 14.3%

### # V159: Place on left-right political scale

Value	Label	Cases	Percentage
7		325	14.9%
8		259	11.9%
9		77	3.5%
10	Extreme right	41	1.9%
99		43	2.0%

Warning: these figures indicate the number of cases found in the data file. They cannot be interpreted as summary statistics of the population of interest.

### # V161: SP Center party left-right

<b>Information</b>	[Type= discrete] [Format=numeric] [Range= 0-99] [Missing=*]
<b>Statistics [NW/ W]</b>	[Valid=2180 /-] [Invalid=0 /-]
<b>Literal question</b>	<p>There is a lot of talk these days of the political conflict between the Right and Left side in politics. Where would you place the different political parties along such a scale?</p> <p>Personal interview, show card 4: Let's begin with ...</p> <p>Telephone interview: As with the previous question, I'd like you to try to imagine a scale running from 1 on the left to 10 on the right. Let's start with ...</p> <p>... A. Center party (SP).</p>
<b>Concepts</b>	Policy, Political parties, Political attitudes

Value	Label	Cases	Percentage
0	Don't know/can't say	54	2.5%
1	Extreme left	11	0.5%
2		24	1.1%
3		68	3.1%
4		109	5.0%
5	Neither radical nor conservative	360	16.5%
6	Neither radical nor conservative	545	25.0%
7		519	23.8%
8		248	11.4%
9		29	1.3%
10	Extreme right	7	0.3%
99		206	9.4%

Warning: these figures indicate the number of cases found in the data file. They cannot be interpreted as summary statistics of the population of interest.

### # V163: FrP Progress party left-right

<b>Information</b>	[Type= discrete] [Format=numeric] [Range= 0-99] [Missing=*]
<b>Statistics [NW/ W]</b>	[Valid=2180 /-] [Invalid=0 /-]
<b>Literal question</b>	<p>There is a lot of talk these days of the political conflict between the Right and Left side in politics. Where would you place the different political parties along such a scale?</p> <p>Personal interview, show card 4: Let's continue with ...</p> <p>Telephone interview: As with the previous question, I'd like you to try to imagine a scale running from 1 on the left to 10 on the right. Let's continue with ...</p> <p>... B. Progress party (FRP).</p>
<b>Concepts</b>	Policy, Political parties, Political attitudes

Value	Label	Cases	Percentage
0	Don't know/can't say	64	2.9%
1	Extreme left	18	0.8%
2		21	1.0%
3		28	1.3%

### # V163: FrP Progress party left-right

Value	Label	Cases	Percentage
4		36	1.7%
5	Neither radical nor conservative	80	3.7%
6	Neither radical nor conservative	114	5.2%
7		90	4.1%
8		136	6.2%
9		272	12.5%
10	Extreme right	1117	51.2%
99		204	9.4%

Warning: these figures indicate the number of cases found in the data file. They cannot be interpreted as summary statistics of the population of interest.

### # V165: V Liberal part left-right

<b>Information</b>	[Type= discrete] [Format=numeric] [Range= 0-99] [Missing=*]
<b>Statistics [NW/ W]</b>	[Valid=2180 /-] [Invalid=0 /-]
<b>Literal question</b>	<p>There is a lot of talk these days of the political conflict between the Right and Left side in politics. Where would you place the different political parties along such a scale?</p> <p>Personal interview, show card 4: Let's continue with ...</p> <p>Telephone interview: As with the previous question, I'd like you to try to imagine a scale running from 1 on the left to 10 on the right. Let's continue with ...</p> <p>... C. Liberal party (V).</p>
<b>Concepts</b>	Policy, Political parties, Political attitudes

Value	Label	Cases	Percentage
0	Don't know/can't say	57	2.6%
1	Extreme left	209	9.6%
2		197	9.0%
3		361	16.6%
4		507	23.3%
5	Neither radical nor conservative	405	18.6%
6	Neither radical nor conservative	176	8.1%
7		36	1.7%
8		18	0.8%
9		3	0.1%
10	Extreme right	2	0.1%
99		209	9.6%

Warning: these figures indicate the number of cases found in the data file. They cannot be interpreted as summary statistics of the population of interest.

### # V167: DNA Labour party left-right

<b>Information</b>	[Type= discrete] [Format=numeric] [Range= 0-99] [Missing=*]
<b>Statistics [NW/ W]</b>	[Valid=2180 /-] [Invalid=0 /-]
<b>Literal question</b>	<p>There is a lot of talk these days of the political conflict between the Right and Left side in politics. Where would you place the different political parties along such a scale?</p> <p>Personal interview, show card 4: Let's continue with ...</p> <p>Telephone interview: As with the previous question, I'd like you to try to imagine a scale running from 1 on the left to 10 on the right. Let's continue with ...</p> <p>... D. Labour party (DNA).</p>
<b>Concepts</b>	Policy, Political parties, Political attitudes

Value	Label	Cases	Percentage
0	Don't know/can't say	48	2.2%

### # V167: DNA Labour party left-right

Value	Label	Cases	Percentage
1	Extreme left	141	6.5%
2		275	12.6%
3		543	24.9%
4		499	22.9%
5	Neither radical nor conservative	323	14.8%
6	Neither radical nor conservative	95	4.4%
7		30	1.4%
8		18	0.8%
9		6	0.3%
10	Extreme right	6	0.3%
99		196	9.0%

Warning: these figures indicate the number of cases found in the data file. They cannot be interpreted as summary statistics of the population of interest.

### # V169: H Conservative party left-right

<b>Information</b>	[Type= discrete] [Format=numeric] [Range= 0-99] [Missing=*]
<b>Statistics [NW/ W]</b>	[Valid=2180 /-] [Invalid=0 /-]
<b>Literal question</b>	<p>There is a lot of talk these days of the political conflict between the Right and Left side in politics. Where would you place the different political parties along such a scale?</p> <p>Personal interview, show card 4: Let's continue with ...</p> <p>Telephone interview: As with the previous question, I'd like you to try to imagine a scale running from 1 on the left to 10 on the right. Let's continue with ...</p> <p>... E. Conservative party (H).</p>
<b>Concepts</b>	Policy, Political parties, Political attitudes

Value	Label	Cases	Percentage
0	Don't know/can't say	49	2.2%
1	Extreme left	5	0.2%
2		7	0.3%
3		0	
4		8	0.4%
5	Neither radical nor conservative	24	1.1%
6	Neither radical nor conservative	61	2.8%
7		144	6.6%
8		504	23.1%
9		744	34.1%
10	Extreme right	437	20.0%
99		197	9.0%

Warning: these figures indicate the number of cases found in the data file. They cannot be interpreted as summary statistics of the population of interest.

### # V171: KRF Christian peoples' party left-right

<b>Information</b>	[Type= discrete] [Format=numeric] [Range= 0-99] [Missing=*]
<b>Statistics [NW/ W]</b>	[Valid=2180 /-] [Invalid=0 /-]
<b>Literal question</b>	<p>There is a lot of talk these days of the political conflict between the Right and Left side in politics. Where would you place the different political parties along such a scale?</p> <p>Personal interview, show card 4: Let's continue with ...</p> <p>Telephone interview: As with the previous question, I'd like you to try to imagine a scale running from 1 on the left to 10 on the right. Let's continue with ...</p> <p>... F. Christian peoples' party (KRF).</p>

**# V171: KRF Christian peoples' party left-right**

Concepts Policy, Political parties, Political attitudes

Value	Label	Cases	Percentage
0	Don't know/can't say	54	2.5%
1	Extreme left	10	0.5%
2		18	0.8%
3		34	1.6%
4		65	3.0%
5	Neither radical nor conservative	205	9.4%
6	Neither radical nor conservative	444	20.4%
7		607	27.8%
8		402	18.4%
9		104	4.8%
10	Extreme right	25	1.1%
99		212	9.7%

*Warning: these figures indicate the number of cases found in the data file. They cannot be interpreted as summary statistics of the population of interest.*



<b># V173: SV Socialist left party left-right</b>			
<b>Information</b>	[Type= discrete] [Format=numeric] [Range= 0-99] [Missing=*]		
<b>Statistics [NW/ W]</b>	[Valid=2180 /-] [Invalid=0 /-]		
<b>Literal question</b>	<p>There is a lot of talk these days of the political conflict between the Right and Left side in politics. Where would you place the different political parties along such a scale?</p> <p>Personal interview, show card 4: Let's continue with ...</p> <p>Telephone interview: As with the previous question, I'd like you to try to imagine a scale running from 1 on the left to 10 on the right. Let's continue with ...</p> <p>... G. Socialist left party (SV).</p>		
<b>Concepts</b>	Policy, Political parties, Political attitudes		
<b>Value</b>	<b>Label</b>	<b>Cases</b>	<b>Percentage</b>
0	Don't know/can't say	54	2.5%
1	Extreme left	399	18.3%
2		825	37.8%
3		407	18.7%
4		168	7.7%
5	Neither radical nor conservative	46	2.1%
6	Neither radical nor conservative	31	1.4%
7		20	0.9%
8		11	0.5%
9		9	0.4%
10	Extreme right	2	0.1%
99		208	9.5%
<i>Warning: these figures indicate the number of cases found in the data file. They cannot be interpreted as summary statistics of the population of interest.</i>			
<b># V175: Does government waste occur?</b>			
<b>Information</b>	[Type= discrete] [Format=numeric] [Range= 1-8] [Missing=*]		
<b>Statistics [NW/ W]</b>	[Valid=2170 /-] [Invalid=10 /-]		
<b>Literal question</b>	Do you think that those who govern waste a large portion of the money we pay in taxes, that they waste some of it, or that they actually waste very little of the money?		
<b>Concepts</b>	Policy, Public finance		
<b>Value</b>	<b>Label</b>	<b>Cases</b>	<b>Percentage</b>
1	A large portion	347	16.0%
2	Some	1178	54.3%
3	Very little	487	22.4%
8	Don't know/won't answer	158	7.3%
Sysmiss		10	
<i>Warning: these figures indicate the number of cases found in the data file. They cannot be interpreted as summary statistics of the population of interest.</i>			
<b># V176: Politicians Expertise 85</b>			
<b>Information</b>	[Type= discrete] [Format=numeric] [Range= 1-8] [Missing=*]		
<b>Statistics [NW/ W]</b>	[Valid=2168 /-] [Invalid=12 /-]		
<b>Literal question</b>	Do you feel that most Norwegian politicians are skilled people who usually know what they are doing, or do you think that many of them have little knowledge of the issues they are set to manage?		
<b>Concepts</b>	Policy, Politicians		
<b>Value</b>	<b>Label</b>	<b>Cases</b>	<b>Percentage</b>
1	Most of them know what they are doing	1474	68.0%
2	Many of them have little knowledge of the issues	577	26.6%

### # V176: Politicians Expertise 85

Value	Label	Cases	Percentage
8	Don't know/won't answer	117	5.4%
Sysmiss		12	

Warning: these figures indicate the number of cases found in the data file. They cannot be interpreted as summary statistics of the population of interest.

### # V177: Politicians Credibility 85

<b>Information</b>	[Type= discrete] [Format=numeric] [Range= 1-8] [Missing=*]
<b>Statistics [NW/ W]</b>	[Valid=2169 /-] [Invalid=11 /-]
<b>Literal question</b>	Do you think that most of our politicians are credible, that politicians are generally credible, or that few Norwegian politicians are credible?
<b>Concepts</b>	Policy, Politicians

Value	Label	Cases	Percentage
1	Most are credible	678	31.3%
2	Generally credible	1174	54.1%
3	Few are credible	222	10.2%
8	Don't know/won't answer	95	4.4%
Sysmiss		11	

Warning: these figures indicate the number of cases found in the data file. They cannot be interpreted as summary statistics of the population of interest.

### # V178: Functioning democracy in this country

<b>Information</b>	[Type= discrete] [Format=numeric] [Range= 1-8] [Missing=*]
<b>Statistics [NW/ W]</b>	[Valid=2170 /-] [Invalid=10 /-]
<b>Literal question</b>	How do you think democracy works in this country? Would you say that you generally are very satisfied, fairly satisfied, not very satisfied or not at all satisfied?
<b>Concepts</b>	Policy, Democracy

Value	Label	Cases	Percentage
1	Very satisfied	538	24.8%
2	Fairly satisfied	1405	64.7%
3	Not very satisfied	127	5.9%
4	Not at all satisfied	17	0.8%
8	Don't know	83	3.8%
Sysmiss		10	

Warning: these figures indicate the number of cases found in the data file. They cannot be interpreted as summary statistics of the population of interest.














### # V179: Employees elect 50% of directors?

<b>Information</b>	[Type= discrete] [Format=numeric] [Range= 1-8] [Missing=*]
<b>Statistics [NW/ W]</b>	[Valid=2170 /-] [Invalid=10 /-]
<b>Literal question</b>	We now come to some opinions that people can express. Would you strongly agree, somewhat agree, somewhat disagree or strongly disagree? What do you feel about the following statements ...  ... A. Employees should elect half of the directors of private companies.
<b>Post-question</b>	Repeat if necessary (from C to H).
<b>Concepts</b>	Policy, Governing boards (organizations), Councillors

Value	Label	Cases	Percentage
1	Strongly agree	488	22.5%
2	Somewhat agree	651	30.0%
3	Either or	164	7.6%
4	Somewhat disagree	368	17.0%

<b># V179: Employees elect 50% of directors?</b>			
Value	Label	Cases	Percentage
5	Strongly disagree	296	13.6%
8	Don't know, won't answer	203	9.4%
Sysmiss		10	
<i>Warning: these figures indicate the number of cases found in the data file. They cannot be interpreted as summary statistics of the population of interest.</i>			
<b># V180: Women 50% of public committees?</b>			
<b>Information</b>	[Type= discrete] [Format=numeric] [Range= 1-8] [Missing=*]		
<b>Statistics [NW/ W]</b>	[Valid=2167 /-] [Invalid=13 /-]		
<b>Literal question</b>	We now come to some opinions that people can express. Would you strongly agree, somewhat agree, somewhat disagree or strongly disagree? What do you feel about the following statements ...  ... B. Women should make up half of the members of boards and committees.		
<b>Post-question</b>	Repeat if necessary (from C to H).		
<b>Concepts</b>	Policy, Governing boards (organizations), Councillors		
Value	Label	Cases	Percentage
1	Strongly agree	583	26.9%
2	Somewhat agree	654	30.2%
3	Either or	299	13.8%
4	Somewhat disagree	327	15.1%
5	Strongly disagree	227	10.5%
8	Don't know, won't answer	77	3.6%
Sysmiss		13	
<i>Warning: these figures indicate the number of cases found in the data file. They cannot be interpreted as summary statistics of the population of interest.</i>			
<b># V181: Focus on high economic growth and productivity</b>			
<b>Information</b>	[Type= discrete] [Format=numeric] [Range= 1-8] [Missing=*]		
<b>Statistics [NW/ W]</b>	[Valid=2161 /-] [Invalid=19 /-]		
<b>Literal question</b>	We now come to some opinions that people can express. Would you strongly agree, somewhat agree, somewhat disagree or strongly disagree? What do you feel about the following statements ...  ... C. We should aim for a society with high economic growth and high productivity.		
<b>Post-question</b>	Repeat if necessary (from C to H).		
<b>Concepts</b>	Policy, Economic growth		
Value	Label	Cases	Percentage
1	Strongly agree	851	39.4%
2	Somewhat agree	728	33.7%
3	Either or	238	11.0%
4	Somewhat disagree	133	6.2%
5	Strongly disagree	33	1.5%
8	Don't know, won't answer	178	8.2%
Sysmiss		19	
<i>Warning: these figures indicate the number of cases found in the data file. They cannot be interpreted as summary statistics of the population of interest.</i>			
<b># V182: Christian mission statement in kindergartens</b>			
<b>Information</b>	[Type= discrete] [Format=numeric] [Range= 1-8] [Missing=*]		
<b>Statistics [NW/ W]</b>	[Valid=2167 /-] [Invalid=13 /-]		
<b>Literal question</b>	We now come to some opinions that people can express. Would you strongly agree, somewhat agree, somewhat disagree or strongly disagree? What do you feel about the following statements ...		

<b># V182: Christian mission statement in kindergartens</b>			
	... D. We should introduce Christian mission statement in all public kindergartens.		
<b>Post-question</b>	Repeat if necessary (from C to H).		
<b>Concepts</b>	Policy, Nursery schools		
<b>Value</b>	<b>Label</b>	<b>Cases</b>	<b>Percentage</b>
1	Strongly agree	401	18.5%
2	Somewhat agree	310	14.3%
3	Either or	165	7.6%
4	Somewhat disagree	393	18.1%
5	Strongly disagree	766	35.3%
8	Don't know, won't answer	132	6.1%
Sysmiss		13	
<i>Warning: these figures indicate the number of cases found in the data file. They cannot be interpreted as summary statistics of the population of interest.</i>			
<b># V183: Increase financial support for immigrants for the preservation of culture</b>			
<b>Information</b>	[Type= discrete] [Format=numeric] [Range= 1-8] [Missing=*]		
<b>Statistics [NW/ W]</b>	[Valid=2162 /-] [Invalid=18 /-]		
<b>Literal question</b>	We now come to some opinions that people can express. Would you strongly agree, somewhat agree, somewhat disagree or strongly disagree? What do you feel about the following statements ...  ... E. We should increase the financial support to immigrants so that they can preserve their own culture.		
<b>Post-question</b>	Repeat if necessary (from C to H).		
<b>Concepts</b>	Policy, Immigration		
<b>Value</b>	<b>Label</b>	<b>Cases</b>	<b>Percentage</b>
1	Strongly agree	272	12.6%
2	Somewhat agree	483	22.3%
3	Either or	257	11.9%
4	Somewhat disagree	447	20.7%
5	Strongly disagree	534	24.7%
8	Don't know, won't answer	169	7.8%
Sysmiss		18	
<i>Warning: these figures indicate the number of cases found in the data file. They cannot be interpreted as summary statistics of the population of interest.</i>			
<b># V184: Allowing advertising in radio / television?</b>			
<b>Information</b>	[Type= discrete] [Format=numeric] [Range= 1-8] [Missing=*]		
<b>Statistics [NW/ W]</b>	[Valid=2162 /-] [Invalid=18 /-]		
<b>Literal question</b>	We now come to some opinions that people can express. Would you strongly agree, somewhat agree, somewhat disagree or strongly disagree? What do you feel about the following statements ...  ... F. We should allow advertising on radio and television.		
<b>Post-question</b>	Repeat if necessary (from C to H).		
<b>Concepts</b>	Policy, Radio, Television		
<b>Value</b>	<b>Label</b>	<b>Cases</b>	<b>Percentage</b>
1	Strongly agree	837	38.7%
2	Somewhat agree	522	24.1%
3	Either or	181	8.4%
4	Somewhat disagree	190	8.8%
5	Strongly disagree	280	13.0%

<b># V184: Allowing advertising in radio / television?</b>			
Value	Label	Cases	Percentage
8	Don't know, won't answer	152	 7.0%
Sysmiss		18	
<i>Warning: these figures indicate the number of cases found in the data file. They cannot be interpreted as summary statistics of the population of interest.</i>			
<b># V185: Petroleum activities too complicated for ordinary people</b>			
<b>Information</b>	[Type= discrete] [Format=numeric] [Range= 1-8] [Missing=*]		
<b>Statistics [NW/ W]</b>	[Valid=2162 /-] [Invalid=18 /-]		
<b>Literal question</b>	We now come to some opinions that people can express. Would you strongly agree, somewhat agree, somewhat disagree or strongly disagree? What do you feel about the following statements ...  ... G. The oil industry in the North Sea is so complicated that ordinary people can not have an opinion about it.		
<b>Post-question</b>	Repeat if necessary (from C to H).		
<b>Concepts</b>	Policy, Petroleum		
Value	Label	Cases	Percentage
1	Strongly agree	641	 29.6%
2	Somewhat agree	548	 25.3%
3	Either or	197	 9.1%
4	Somewhat disagree	351	 16.2%
5	Strongly disagree	239	 11.1%
8	Don't know, won't answer	186	 8.6%
Sysmiss		18	
<i>Warning: these figures indicate the number of cases found in the data file. They cannot be interpreted as summary statistics of the population of interest.</i>			
<b># V189: Prioritise public services rather than low tax</b>			
<b>Information</b>	[Type= discrete] [Format=numeric] [Range= 1-8] [Missing=*]		
<b>Statistics [NW/ W]</b>	[Valid=2168 /-] [Invalid=12 /-]		
<b>Literal question</b>	We now come to some opinions that people can express. Would you strongly agree, somewhat agree, somewhat disagree or strongly disagree? What do you feel about the following statements ...  ... H. It is more important to develop public services than to reduce taxes.		
<b>Post-question</b>	Repeat if necessary (from C to H).  If Alternative 1 or 2 go to the V190. If the other alternatives go to the V201.		
<b>Concepts</b>	Policy, Fiscal policy		
Value	Label	Cases	Percentage
1	Strongly agree	813	 37.5%
2	Somewhat agree	522	 24.1%
3	Either or	224	 10.3%
4	Somewhat disagree	227	 10.5%
5	Strongly disagree	180	 8.3%
8	Don't know, won't answer	202	 9.3%
Sysmiss		12	
<i>Warning: these figures indicate the number of cases found in the data file. They cannot be interpreted as summary statistics of the population of interest.</i>			
<b># V190: Which public services develop?</b>			
<b>Information</b>	[Type= discrete] [Format=numeric] [Range= 8-8] [Missing=*]		
<b>Statistics [NW/ W]</b>	[Valid=101 /-] [Invalid=2079 /-]		

<b># V190: Which public services develop?</b>			
<b>Literal question</b>	Which public services would you build further out?		
<b>Concepts</b>	Policy, Public services		
<b>Value</b>	<b>Label</b>	<b>Cases</b>	<b>Percentage</b>
8	Don't know	101	100.0%
Sysmiss		2079	
<i>Warning: these figures indicate the number of cases found in the data file. They cannot be interpreted as summary statistics of the population of interest.</i>			
<b># V201: Political discussions friends, family</b>			
<b>Information</b>	[Type= discrete] [Format=numeric] [Range= 1-8] [Missing=*]		
<b>Statistics [NW/ W]</b>	[Valid=2170 /-] [Invalid=10 /-]		
<b>Literal question</b>	We would like hear if you have participated in discussions about politics before the election this year. How often did you talk about politics with family or friends and acquaintances. Would you say daily, a few times a week, more rarely, or never?		
<b>Interviewer's instructions</b>	If options 1,2 or 3, go to the V202. If options 4 or 8, go to v204		
<b>Concepts</b>	Policy		
<b>Value</b>	<b>Label</b>	<b>Cases</b>	<b>Percentage</b>
1	Daily	619	28.5%
2	A few times a week	656	30.2%
3	More rarely	538	24.8%
4	Never	347	16.0%
8	Can't remember, won't say	10	0.5%
Sysmiss		10	
<i>Warning: these figures indicate the number of cases found in the data file. They cannot be interpreted as summary statistics of the population of interest.</i>			
<b># V202: Anyone tried affect your voting</b>			
<b>Information</b>	[Type= discrete] [Format=numeric] [Range= 1-8] [Missing=*]		
<b>Statistics [NW/ W]</b>	[Valid=1811 /-] [Invalid=369 /-]		
<b>Literal question</b>	Was there anyone you talked to who tried to get you to vote for a particular party?		
<b>Concepts</b>	Policy		
<b>Value</b>	<b>Label</b>	<b>Cases</b>	<b>Percentage</b>
1	Yes	492	27.2%
5	No	1315	72.6%
8	Can't remember, won't answer	4	0.2%
Sysmiss		369	
<i>Warning: these figures indicate the number of cases found in the data file. They cannot be interpreted as summary statistics of the population of interest.</i>			
<b># V203: Anyone you tried to influence?</b>			
<b>Information</b>	[Type= discrete] [Format=numeric] [Range= 1-8] [Missing=*]		
<b>Statistics [NW/ W]</b>	[Valid=1812 /-] [Invalid=368 /-]		
<b>Literal question</b>	Was it the other way around, someone you tried to get to vote for a particular party?		
<b>Concepts</b>	Policy		
<b>Value</b>	<b>Label</b>	<b>Cases</b>	<b>Percentage</b>
1	Yes	410	22.6%
5	No	1389	76.7%
8	Can't remember, won't answer	13	0.7%
Sysmiss		368	

<b># V203: Anyone you tried to influence?</b>			
<i>Warning: these figures indicate the number of cases found in the data file. They cannot be interpreted as summary statistics of the population of interest.</i>			
<b># V204: Reduction of the public sector: sv</b>			
<b>Information</b>	[Type= discrete] [Format=numeric] [Range= 1-8] [Missing=*]		
<b>Statistics [NW/ W]</b>	[Valid=133 /-] [Invalid=2047 /-]		
<b>Literal question</b>	<p>We would like to know how you like the parties' stance on different issues. Can you for each of the issues I mention say which party you think best expresses your own opinion ...</p> <p>... A. First, there is the issue of reducing the scope of the public sector. Which party or parties is closest to your own view on this matter?</p> <p>... 1. Socialist left party (SV)</p>		
<b>Concepts</b>	Policy, Public sector, Political parties		
<b>Value</b>	<b>Label</b>	<b>Cases</b>	<b>Percentage</b>
1	Registered	133	100.0%
8	Don't know	0	
Sysmiss		2047	
<i>Warning: these figures indicate the number of cases found in the data file. They cannot be interpreted as summary statistics of the population of interest.</i>			
<b># V205: Reduction of the public sector: dna</b>			
<b>Information</b>	[Type= discrete] [Format=numeric] [Range= 1-8] [Missing=*]		
<b>Statistics [NW/ W]</b>	[Valid=532 /-] [Invalid=1648 /-]		
<b>Literal question</b>	<p>We would like to know how you like the parties' stance on different issues. Can you for each of the issues I mention say which party you think best expresses your own opinion ...</p> <p>... A. First, there is the issue of reducing the scope of the public sector. Which party or parties is closest to your own view on this matter?</p> <p>... 2. The norwegian labour party (DNA).</p>		
<b>Concepts</b>	Policy, Public sector, Political parties		
<b>Value</b>	<b>Label</b>	<b>Cases</b>	<b>Percentage</b>
1	Registered	532	100.0%
8	Don't know	0	
Sysmiss		1648	
<i>Warning: these figures indicate the number of cases found in the data file. They cannot be interpreted as summary statistics of the population of interest.</i>			
<b># V206: Reduction of the public sector: v</b>			
<b>Information</b>	[Type= discrete] [Format=numeric] [Range= 1-8] [Missing=*]		
<b>Statistics [NW/ W]</b>	[Valid=43 /-] [Invalid=2137 /-]		
<b>Literal question</b>	<p>We would like to know how you like the parties' stance on different issues. Can you for each of the issues I mention say which party you think best expresses your own opinion ...</p> <p>... A. First, there is the issue of reducing the scope of the public sector. Which party or parties is closest to your own view on this matter?</p> <p>... 3. The liberal party (V)</p>		
<b>Concepts</b>	Policy, Public sector, Political parties		
<b>Value</b>	<b>Label</b>	<b>Cases</b>	<b>Percentage</b>
1	Registered	43	100.0%
8	Don't know	0	
Sysmiss		2137	
<i>Warning: these figures indicate the number of cases found in the data file. They cannot be interpreted as summary statistics of the population of interest.</i>			

<b># V207: Reduction of the public sector: krf</b>			
<b>Information</b>	[Type= discrete] [Format=numeric] [Range= 1-8] [Missing=*]		
<b>Statistics [NW/ W]</b>	[Valid=87 /-] [Invalid=2093 /-]		
<b>Literal question</b>	<p>We would like to know how you like the parties' stance on different issues. Can you for each of the issues I mention say which party you think best expresses your own opinion ...</p> <p>... A. First, there is the issue of reducing the scope of the public sector. Which party or parties is closest to your own view on this matter?</p> <p>... 4. The christian democratic party (KRF)</p>		
<b>Concepts</b>	Policy, Public sector, Political parties		
<b>Value</b>	<b>Label</b>	<b>Cases</b>	<b>Percentage</b>
1	Registered	87	100.0%
8	Don't know	0	
Sysmiss		2093	
<i>Warning: these figures indicate the number of cases found in the data file. They cannot be interpreted as summary statistics of the population of interest.</i>			
<b># V208: Reduction of the public sector: sp</b>			
<b>Information</b>	[Type= discrete] [Format=numeric] [Range= 1-8] [Missing=*]		
<b>Statistics [NW/ W]</b>	[Valid=104 /-] [Invalid=2076 /-]		
<b>Literal question</b>	<p>We would like to know how you like the parties' stance on different issues. Can you for each of the issues I mention say which party you think best expresses your own opinion ...</p> <p>... A. First, there is the issue of reducing the scope of the public sector. Which party or parties is closest to your own view on this matter?</p> <p>... 5. The centre (agrarian) party (SP)</p>		
<b>Concepts</b>	Policy, Public sector, Political parties		
<b>Value</b>	<b>Label</b>	<b>Cases</b>	<b>Percentage</b>
1	Registered	104	100.0%
8	Don't know	0	
Sysmiss		2076	
<i>Warning: these figures indicate the number of cases found in the data file. They cannot be interpreted as summary statistics of the population of interest.</i>			
<b># V209: Reduction of the public sector: h</b>			
<b>Information</b>	[Type= discrete] [Format=numeric] [Range= 1-8] [Missing=*]		
<b>Statistics [NW/ W]</b>	[Valid=520 /-] [Invalid=1660 /-]		
<b>Literal question</b>	<p>We would like to know how you like the parties' stance on different issues. Can you for each of the issues I mention say which party you think best expresses your own opinion ...</p> <p>... A. First, there is the issue of reducing the scope of the public sector. Which party or parties is closest to your own view on this matter?</p> <p>... 6. The conservative party (H)</p>		
<b>Concepts</b>	Policy, Public sector, Political parties		
<b>Value</b>	<b>Label</b>	<b>Cases</b>	<b>Percentage</b>
1	Registered	520	100.0%
8	Don't know	0	
Sysmiss		1660	
<i>Warning: these figures indicate the number of cases found in the data file. They cannot be interpreted as summary statistics of the population of interest.</i>			
<b># V210: Reduction of the public sector: frp</b>			
<b>Information</b>	[Type= discrete] [Format=numeric] [Range= 1-8] [Missing=*]		



<b># V210: Reduction of the public sector: frp</b>			
<b>Statistics [NW/ W]</b>		[Valid=129 /-] [Invalid=2051 /-]	
<b>Literal question</b>		<p>We would like to know how you like the parties' stance on different issues. Can you for each of the issues I mention say which party you think best expresses your own opinion ...</p> <p>... A. First, there is the issue of reducing the scope of the public sector. Which party or parties is closest to your own view on this matter?</p> <p>... 7. The progress party (FRP)</p>	
<b>Concepts</b>		Policy, Public sector, Political parties	
<b>Value</b>	<b>Label</b>	<b>Cases</b>	<b>Percentage</b>
1	Registered	129	100.0%
8	Don't know	0	
Sysmiss		2051	
<i>Warning: these figures indicate the number of cases found in the data file. They cannot be interpreted as summary statistics of the population of interest.</i>			
<b># V211: Reduction of the public sector: other</b>			
<b>Information</b>		[Type= discrete] [Format=numeric] [Range= 1-8] [Missing=*]	
<b>Statistics [NW/ W]</b>		[Valid=11 /-] [Invalid=2169 /-]	
<b>Literal question</b>		<p>We would like to know how you like the parties' stance on different issues. Can you for each of the issues I mention say which party you think best expresses your own opinion ...</p> <p>... A. First, there is the issue of reducing the scope of the public sector. Which party or parties is closest to your own view on this matter?</p> <p>... 8. Other parties</p>	
<b>Concepts</b>		Policy, Public sector, Political parties	
<b>Value</b>	<b>Label</b>	<b>Cases</b>	<b>Percentage</b>
1	Registered	11	100.0%
8	Don't know	0	
Sysmiss		2169	
<i>Warning: these figures indicate the number of cases found in the data file. They cannot be interpreted as summary statistics of the population of interest.</i>			
<b># V212: Reduction of the public sector: all the same</b>			
<b>Information</b>		[Type= discrete] [Format=numeric] [Range= 1-8] [Missing=*]	
<b>Statistics [NW/ W]</b>		[Valid=725 /-] [Invalid=1455 /-]	
<b>Literal question</b>		<p>We would like to know how you like the parties' stance on different issues. Can you for each of the issues I mention say which party you think best expresses your own opinion ...</p> <p>... A. First, there is the issue of reducing the scope of the public sector. Which party or parties is closest to your own view on this matter?</p> <p>... 9. All parties the same.</p>	
<b>Concepts</b>		Policy, Public sector, Political parties	
<b>Value</b>	<b>Label</b>	<b>Cases</b>	<b>Percentage</b>
1	Registered	24	3.3%
8	Don't know	701	96.7%
Sysmiss		1455	
<i>Warning: these figures indicate the number of cases found in the data file. They cannot be interpreted as summary statistics of the population of interest.</i>			
<b># V213: Tax policy: sv</b>			
<b>Information</b>		[Type= discrete] [Format=numeric] [Range= 1-8] [Missing=*]	
<b>Statistics [NW/ W]</b>		[Valid=126 /-] [Invalid=2054 /-]	

<b># V213: Tax policy: sv</b>			
<b>Literal question</b>	We would like to know how you like the parties' stance on different issues. Can you for each of the issues I mention say which party you think best expresses your own opinion ...  ... B. Then there is the tax policy ...  ... 1. Socialist left party (SV)		
<b>Concepts</b>	Policy, Fiscal policy, Political parties		
<b>Value</b>	<b>Label</b>	<b>Cases</b>	<b>Percentage</b>
1	Registered	126	100.0%
8	Don't know	0	
Sysmiss		2054	
<i>Warning: these figures indicate the number of cases found in the data file. They cannot be interpreted as summary statistics of the population of interest.</i>			
<b># V214: Tax policy: dna</b>			
<b>Information</b>	[Type= discrete] [Format=numeric] [Range= 1-8] [Missing=*]		
<b>Statistics [NW/ W]</b>	[Valid=630 /-] [Invalid=1550 /-]		
<b>Literal question</b>	We would like to know how you like the parties' stance on different issues. Can you for each of the issues I mention say which party you think best expresses your own opinion ...  ... B. Then there is the tax policy ...  ... 2. The norwegian labour party (DNA)		
<b>Concepts</b>	Policy, Fiscal policy, Political parties		
<b>Value</b>	<b>Label</b>	<b>Cases</b>	<b>Percentage</b>
1	Registered	630	100.0%
8	Don't know	0	
Sysmiss		1550	
<i>Warning: these figures indicate the number of cases found in the data file. They cannot be interpreted as summary statistics of the population of interest.</i>			
<b># V215: Tax policy: v</b>			
<b>Information</b>	[Type= discrete] [Format=numeric] [Range= 1-8] [Missing=*]		
<b>Statistics [NW/ W]</b>	[Valid=33 /-] [Invalid=2147 /-]		
<b>Literal question</b>	We would like to know how you like the parties' stance on different issues. Can you for each of the issues I mention say which party you think best expresses your own opinion ...  ... B. Then there is the tax policy ...  ... 3. The liberal party (V)		
<b>Concepts</b>	Policy, Fiscal policy, Political parties		
<b>Value</b>	<b>Label</b>	<b>Cases</b>	<b>Percentage</b>
1	Registered	33	100.0%
8	Don't know	0	
Sysmiss		2147	
<i>Warning: these figures indicate the number of cases found in the data file. They cannot be interpreted as summary statistics of the population of interest.</i>			
<b># V216: Tax policy: krf</b>			
<b>Information</b>	[Type= discrete] [Format=numeric] [Range= 1-8] [Missing=*]		
<b>Statistics [NW/ W]</b>	[Valid=95 /-] [Invalid=2085 /-]		
<b>Literal question</b>	We would like to know how you like the parties' stance on different issues. Can you for each of the issues I mention say which party you think best expresses your own opinion ...  ... B. Then there is the tax policy ...		

<b># V216: Tax policy: krf</b>			
	... 3. The christian democratic party (KRF)		
<b>Concepts</b>	Policy, Fiscal policy, Political parties		
<b>Value</b>	<b>Label</b>	<b>Cases</b>	<b>Percentage</b>
1	Registered	95	100.0%
8	Don't know	0	
Sysmiss		2085	
<i>Warning: these figures indicate the number of cases found in the data file. They cannot be interpreted as summary statistics of the population of interest.</i>			
<b># V217: Tax policy: sp</b>			
<b>Information</b>	[Type= discrete] [Format=numeric] [Range= 1-8] [Missing=*]		
<b>Statistics [NW/ W]</b>	[Valid=100 /-] [Invalid=2080 /-]		
<b>Literal question</b>	We would like to know how you like the parties' stance on different issues. Can you for each of the issues I mention say which party you think best expresses your own opinion ...  ... B. Then there is the tax policy ...  ... 4. The centre (agrarian) party (SP)		
<b>Concepts</b>	Policy, Fiscal policy, Political parties		
<b>Value</b>	<b>Label</b>	<b>Cases</b>	<b>Percentage</b>
1	Registered	100	100.0%
8	Don't know	0	
Sysmiss		2080	
<i>Warning: these figures indicate the number of cases found in the data file. They cannot be interpreted as summary statistics of the population of interest.</i>			
<b># V218: Tax policy: h</b>			
<b>Information</b>	[Type= discrete] [Format=numeric] [Range= 1-8] [Missing=*]		
<b>Statistics [NW/ W]</b>	[Valid=720 /-] [Invalid=1460 /-]		
<b>Literal question</b>	We would like to know how you like the parties' stance on different issues. Can you for each of the issues I mention say which party you think best expresses your own opinion ...  ... B. Then there is the tax policy ...  ... 5. The conservatice party (H)		
<b>Concepts</b>	Policy, Fiscal policy, Political parties		
<b>Value</b>	<b>Label</b>	<b>Cases</b>	<b>Percentage</b>
1	Registered	720	100.0%
8	Don't know	0	
Sysmiss		1460	
<i>Warning: these figures indicate the number of cases found in the data file. They cannot be interpreted as summary statistics of the population of interest.</i>			
<b># V219: Tax policy: frp</b>			
<b>Information</b>	[Type= discrete] [Format=numeric] [Range= 1-8] [Missing=*]		
<b>Statistics [NW/ W]</b>	[Valid=96 /-] [Invalid=2084 /-]		
<b>Literal question</b>	We would like to know how you like the parties' stance on different issues. Can you for each of the issues I mention say which party you think best expresses your own opinion ...  ... B. Then there is the tax policy ...  ... 6. The progress party (FRP)		
<b>Concepts</b>	Policy, Fiscal policy, Political parties		

<b># V219: Tax policy: frp</b>			
Value	Label	Cases	Percentage
1	Registered	96	100.0%
8	Don't know	0	
Sysmiss		2084	
<i>Warning: these figures indicate the number of cases found in the data file. They cannot be interpreted as summary statistics of the population of interest.</i>			
<b># V220: Tax policy: other</b>			
<b>Information</b>	[Type= discrete] [Format=numeric] [Range= 1-8] [Missing=*]		
<b>Statistics [NW/ W]</b>	[Valid=14 /-] [Invalid=2166 /-]		
<b>Literal question</b>	<p>We would like to know how you like the parties' stance on different issues. Can you for each of the issues I mention say which party you think best expresses your own opinion ...</p> <p>... B. Then there is the tax policy ...</p> <p>... 7. Other parties</p>		
<b>Concepts</b>	Policy, Fiscal policy, Political parties		
Value	Label	Cases	Percentage
1	Registered	14	100.0%
8	Don't know	0	
Sysmiss		2166	
<i>Warning: these figures indicate the number of cases found in the data file. They cannot be interpreted as summary statistics of the population of interest.</i>			
<b># V221: Tax policy: all the same</b>			
<b>Information</b>	[Type= discrete] [Format=numeric] [Range= 1-8] [Missing=*]		
<b>Statistics [NW/ W]</b>	[Valid=454 /-] [Invalid=1726 /-]		
<b>Literal question</b>	<p>We would like to know how you like the parties' stance on different issues. Can you for each of the issues I mention say which party you think best expresses your own opinion ...</p> <p>... B. Then there is the tax policy ...</p> <p>... 8. All parties the same</p>		
<b>Concepts</b>	Policy, Fiscal policy, Political parties		
Value	Label	Cases	Percentage
1	Registered	32	7.0%
8	Don't know	422	93.0%
Sysmiss		1726	
<i>Warning: these figures indicate the number of cases found in the data file. They cannot be interpreted as summary statistics of the population of interest.</i>			
<b># V222: Private health services on a commercial basis: sv</b>			
<b>Information</b>	[Type= discrete] [Format=numeric] [Range= 1-8] [Missing=*]		
<b>Statistics [NW/ W]</b>	[Valid=148 /-] [Invalid=2032 /-]		
<b>Literal question</b>	<p>We would like to know how you like the parties' stance on different issues. Can you for each of the issues I mention say which party you think best expresses your own opinion ...</p> <p>... C. Then the question of allowing private health care on a commercial basis ...</p> <p>... 1. Socialist left party (SV)</p>		
<b>Concepts</b>	Policy, Health services, Political parties		
Value	Label	Cases	Percentage
1	Registered	148	100.0%
8	Don't know	0	

<b># V222: Private health services on a commercial basis: sv</b>			
Value	Label	Cases	Percentage
Sysmiss		2032	
<i>Warning: these figures indicate the number of cases found in the data file. They cannot be interpreted as summary statistics of the population of interest.</i>			
<b># V223: Private health services on a commercial basis: dna</b>			
<b>Information</b>	[Type= discrete] [Format=numeric] [Range= 1-8] [Missing=*]		
<b>Statistics [NW/ W]</b>	[Valid=685 /-] [Invalid=1495 /-]		
<b>Literal question</b>	<p>We would like to know how you like the parties' stance on different issues. Can you for each of the issues I mention say which party you think best expresses your own opinion ...</p> <p>... C. Then the question of allowing private health care on a commercial basis ...</p> <p>... 2. The norwegian labour party (DNA)</p>		
<b>Concepts</b>	Policy, Health services, Political parties		
Value	Label	Cases	Percentage
1	Registered	685	100.0%
8	Don't know	0	
Sysmiss		1495	
<i>Warning: these figures indicate the number of cases found in the data file. They cannot be interpreted as summary statistics of the population of interest.</i>			
<b># V224: Private health services on a commercial basis: v</b>			
<b>Information</b>	[Type= discrete] [Format=numeric] [Range= 1-8] [Missing=*]		
<b>Statistics [NW/ W]</b>	[Valid=21 /-] [Invalid=2159 /-]		
<b>Literal question</b>	<p>We would like to know how you like the parties' stance on different issues. Can you for each of the issues I mention say which party you think best expresses your own opinion ...</p> <p>... C. Then the question of allowing private health care on a commercial basis ...</p> <p>... 3. The liberal party (V)</p>		
<b>Concepts</b>	Policy, Health services, Political parties		
Value	Label	Cases	Percentage
1	Registered	21	100.0%
8	Don't know	0	
Sysmiss		2159	
<i>Warning: these figures indicate the number of cases found in the data file. They cannot be interpreted as summary statistics of the population of interest.</i>			
<b># V225: Private health services on a commercial basis: krf</b>			
<b>Information</b>	[Type= discrete] [Format=numeric] [Range= 1-8] [Missing=*]		
<b>Statistics [NW/ W]</b>	[Valid=65 /-] [Invalid=2115 /-]		
<b>Literal question</b>	<p>We would like to know how you like the parties' stance on different issues. Can you for each of the issues I mention say which party you think best expresses your own opinion ...</p> <p>... C. Then the question of allowing private health care on a commercial basis ...</p> <p>... 4. The christian democratic party (KRF)</p>		
<b>Concepts</b>	Policy, Health services, Political parties		
Value	Label	Cases	Percentage
1	Registered	65	100.0%
8	Don't know	0	
Sysmiss		2115	
<i>Warning: these figures indicate the number of cases found in the data file. They cannot be interpreted as summary statistics of the population of interest.</i>			

<b># V226: Private health services on a commercial basis: sp</b>			
<b>Information</b>	[Type= discrete] [Format=numeric] [Range= 1-8] [Missing=*]		
<b>Statistics [NW/ W]</b>	[Valid=65 /-] [Invalid=2115 /-]		
<b>Literal question</b>	<p>We would like to know how you like the parties' stance on different issues. Can you for each of the issues I mention say which party you think best expresses your own opinion ...</p> <p>... C. Then the question of allowing private health care on a commercial basis ...</p> <p>... 5. The centre (agrarian) party (SP)</p>		
<b>Concepts</b>	Policy, Health services, Political parties		
<b>Value</b>	<b>Label</b>	<b>Cases</b>	<b>Percentage</b>
1	Registered	65	100.0%
8	Don't know	0	
Systemmiss		2115	
<i>Warning: these figures indicate the number of cases found in the data file. They cannot be interpreted as summary statistics of the population of interest.</i>			
<b># V227: Private health services on a commercial basis: h</b>			
<b>Information</b>	[Type= discrete] [Format=numeric] [Range= 1-8] [Missing=*]		
<b>Statistics [NW/ W]</b>	[Valid=667 /-] [Invalid=1513 /-]		
<b>Literal question</b>	<p>We would like to know how you like the parties' stance on different issues. Can you for each of the issues I mention say which party you think best expresses your own opinion ...</p> <p>... C. Then the question of allowing private health care on a commercial basis ...</p> <p>... 6. The conservative party (H)</p>		
<b>Concepts</b>	Policy, Health services, Political parties		
<b>Value</b>	<b>Label</b>	<b>Cases</b>	<b>Percentage</b>
1	Registered	667	100.0%
8	Don't know	0	
Systemmiss		1513	
<i>Warning: these figures indicate the number of cases found in the data file. They cannot be interpreted as summary statistics of the population of interest.</i>			
<b># V228: Private health services on a commercial basis: frp</b>			
<b>Information</b>	[Type= discrete] [Format=numeric] [Range= 1-8] [Missing=*]		
<b>Statistics [NW/ W]</b>	[Valid=126 /-] [Invalid=2054 /-]		
<b>Literal question</b>	<p>We would like to know how you like the parties' stance on different issues. Can you for each of the issues I mention say which party you think best expresses your own opinion ...</p> <p>... C. Then the question of allowing private health care on a commercial basis ...</p> <p>... 7. The progress party (FRP)</p>		
<b>Concepts</b>	Policy, Health services, Political parties		
<b>Value</b>	<b>Label</b>	<b>Cases</b>	<b>Percentage</b>
1	Registered	126	100.0%
8	Don't know	0	
Systemmiss		2054	
<i>Warning: these figures indicate the number of cases found in the data file. They cannot be interpreted as summary statistics of the population of interest.</i>			
<b># V229: Private health services on a commercial basis: other</b>			
<b>Information</b>	[Type= discrete] [Format=numeric] [Range= 1-8] [Missing=*]		
<b>Statistics [NW/ W]</b>	[Valid=12 /-] [Invalid=2168 /-]		

<b># V229: Private health services on a commercial basis: other</b>			
<b>Literal question</b>	<p>We would like to know how you like the parties' stance on different issues. Can you for each of the issues I mention say which party you think best expresses your own opinion ...</p> <p>... C. Then the question of allowing private health care on a commercial basis ...</p> <p>... 8. Other parties</p>		
<b>Concepts</b>	Policy, Health services, Political parties		
<b>Value</b>	<b>Label</b>	<b>Cases</b>	<b>Percentage</b>
1	Registered	12	100.0%
8	Don't know	0	
Sysmiss		2168	
<i>Warning: these figures indicate the number of cases found in the data file. They cannot be interpreted as summary statistics of the population of interest.</i>			
<b># V230: Private health services on a commercial basis: all the same</b>			
<b>Information</b>	[Type= discrete] [Format=numeric] [Range= 1-8] [Missing=*]		
<b>Statistics [NW/ W]</b>	[Valid=489 /-] [Invalid=1691 /-]		
<b>Literal question</b>	<p>We would like to know how you like the parties' stance on different issues. Can you for each of the issues I mention say which party you think best expresses your own opinion ...</p> <p>... C. Then the question of allowing private health care on a commercial basis ...</p> <p>... 9. All parties the same</p>		
<b>Concepts</b>	Policy, Health services, Political parties		
<b>Value</b>	<b>Label</b>	<b>Cases</b>	<b>Percentage</b>
1	Registered	10	2.0%
8	Don't know	479	98.0%
Sysmiss		1691	
<i>Warning: these figures indicate the number of cases found in the data file. They cannot be interpreted as summary statistics of the population of interest.</i>			
<b># V231: Cohabitants rights: sv</b>			
<b>Information</b>	[Type= discrete] [Format=numeric] [Range= 1-8] [Missing=*]		
<b>Statistics [NW/ W]</b>	[Valid=170 /-] [Invalid=2010 /-]		
<b>Literal question</b>	<p>We would like to know how you like the parties' stance on different issues. Can you for each of the issues I mention say which party you think best expresses your own opinion ...</p> <p>... D. Then the question of allowing cohabiting get the same rights and obligations as married couples ...</p> <p>... 1. Socialist left party (SV)</p>		
<b>Concepts</b>	Policy, Political parties		
<b>Value</b>	<b>Label</b>	<b>Cases</b>	<b>Percentage</b>
1	Registered	170	100.0%
8	Don't know	0	
Sysmiss		2010	
<i>Warning: these figures indicate the number of cases found in the data file. They cannot be interpreted as summary statistics of the population of interest.</i>			
<b># V232: Cohabitants rights: dna</b>			
<b>Information</b>	[Type= discrete] [Format=numeric] [Range= 1-8] [Missing=*]		
<b>Statistics [NW/ W]</b>	[Valid=311 /-] [Invalid=1869 /-]		
<b>Literal question</b>	<p>We would like to know how you like the parties' stance on different issues. Can you for each of the issues I mention say which party you think best expresses your own opinion ...</p> <p>... D. Then the question of allowing cohabiting get the same rights and obligations as married couples ...</p>		

<b># V232: Cohabitants rights: dna</b>			
	... 2. The norwegian labour party (DNA)		
<b>Concepts</b>	Policy, Political parties		
<b>Value</b>	<b>Label</b>	<b>Cases</b>	<b>Percentage</b>
1	Registered	311	100.0%
8	Don't know	0	
Sysmiss		1869	
<i>Warning: these figures indicate the number of cases found in the data file. They cannot be interpreted as summary statistics of the population of interest.</i>			
<b># V233: Cohabitants rights: v</b>			
<b>Information</b>	[Type= discrete] [Format=numeric] [Range= 1-8] [Missing=*]		
<b>Statistics [NW/ W]</b>	[Valid=17 /-] [Invalid=2163 /-]		
<b>Literal question</b>	<p>We would like to know how you like the parties' stance on different issues. Can you for each of the issues I mention say which party you think best expresses your own opinion ...</p> <p>... D. Then the question of allowing cohabiting get the same rights and obligations as married couples ...</p> <p>... 3. The liberal party (V)</p>		
<b>Concepts</b>	Policy, Political parties		
<b>Value</b>	<b>Label</b>	<b>Cases</b>	<b>Percentage</b>
1	Registered	17	100.0%
8	Don't know	0	
Sysmiss		2163	
<i>Warning: these figures indicate the number of cases found in the data file. They cannot be interpreted as summary statistics of the population of interest.</i>			
<b># V234: Cohabitants rights: krf</b>			
<b>Information</b>	[Type= discrete] [Format=numeric] [Range= 1-8] [Missing=*]		
<b>Statistics [NW/ W]</b>	[Valid=359 /-] [Invalid=1821 /-]		
<b>Literal question</b>	<p>We would like to know how you like the parties' stance on different issues. Can you for each of the issues I mention say which party you think best expresses your own opinion ...</p> <p>... D. Then the question of allowing cohabiting get the same rights and obligations as married couples ...</p> <p>... 4. The christian democratic party (KRF)</p>		
<b>Concepts</b>	Policy, Political parties		
<b>Value</b>	<b>Label</b>	<b>Cases</b>	<b>Percentage</b>
1	Registered	359	100.0%
8	Don't know	0	
Sysmiss		1821	
<i>Warning: these figures indicate the number of cases found in the data file. They cannot be interpreted as summary statistics of the population of interest.</i>			
<b># V235: Cohabitants rights: sp</b>			
<b>Information</b>	[Type= discrete] [Format=numeric] [Range= 1-8] [Missing=*]		
<b>Statistics [NW/ W]</b>	[Valid=34 /-] [Invalid=2146 /-]		
<b>Literal question</b>	<p>We would like to know how you like the parties' stance on different issues. Can you for each of the issues I mention say which party you think best expresses your own opinion ...</p> <p>... D. Then the question of allowing cohabiting get the same rights and obligations as married couples ...</p> <p>... 5. The centre (agrarian) party (SP)</p>		
<b>Concepts</b>	Policy, Political parties		



**# V235: Cohabitants rights: sp**

Value	Label	Cases	Percentage
1	Registered	34	100.0%
8	Don't know	0	
Sysmiss		2146	

*Warning: these figures indicate the number of cases found in the data file. They cannot be interpreted as summary statistics of the population of interest.*

**# V236: Cohabitants rights: h**

<b>Information</b>	[Type= discrete] [Format=numeric] [Range= 1-8] [Missing=*]
<b>Statistics [NW/ W]</b>	[Valid=180 /-] [Invalid=2000 /-]
<b>Literal question</b>	<p>We would like to know how you like the parties' stance on different issues. Can you for each of the issues I mention say which party you think best expresses your own opinion ...</p> <p>... D. Then the question of allowing cohabiting get the same rights and obligations as married couples ...</p> <p>... 6. The conservative party (H)</p>
<b>Concepts</b>	Policy, Political parties

Value	Label	Cases	Percentage
1	Registered	180	100.0%
8	Don't know	0	
Sysmiss		2000	

*Warning: these figures indicate the number of cases found in the data file. They cannot be interpreted as summary statistics of the population of interest.*

<b># V237: Cohabitants rights: frp</b>			
<b>Information</b>	[Type= discrete] [Format=numeric] [Range= 1-8] [Missing=*]		
<b>Statistics [NW/ W]</b>	[Valid=29 /-] [Invalid=2151 /-]		
<b>Literal question</b>	<p>We would like to know how you like the parties' stance on different issues. Can you for each of the issues I mention say which party you think best expresses your own opinion ...</p> <p>... D. Then the question of allowing cohabiting get the same rights and obligations as married couples ...</p> <p>... 7. The progress party (FRP)</p>		
<b>Concepts</b>	Policy, Political parties		
<b>Value</b>	<b>Label</b>	<b>Cases</b>	<b>Percentage</b>
1	Registered	29	100.0%
8	Don't know	0	
Systemmiss		2151	
<i>Warning: these figures indicate the number of cases found in the data file. They cannot be interpreted as summary statistics of the population of interest.</i>			
<b># V238: Cohabitants rights: other</b>			
<b>Information</b>	[Type= discrete] [Format=numeric] [Range= 1-8] [Missing=*]		
<b>Statistics [NW/ W]</b>	[Valid=14 /-] [Invalid=2166 /-]		
<b>Literal question</b>	<p>We would like to know how you like the parties' stance on different issues. Can you for each of the issues I mention say which party you think best expresses your own opinion ...</p> <p>... D. Then the question of allowing cohabiting get the same rights and obligations as married couples ...</p> <p>... 8. Other parties</p>		
<b>Concepts</b>	Policy, Political parties		
<b>Value</b>	<b>Label</b>	<b>Cases</b>	<b>Percentage</b>
1	Registered	14	100.0%
8	Don't know	0	
Systemmiss		2166	
<i>Warning: these figures indicate the number of cases found in the data file. They cannot be interpreted as summary statistics of the population of interest.</i>			
<b># V239: Cohabitants rights: all the same</b>			
<b>Information</b>	[Type= discrete] [Format=numeric] [Range= 1-8] [Missing=*]		
<b>Statistics [NW/ W]</b>	[Valid=1112 /-] [Invalid=1068 /-]		
<b>Literal question</b>	<p>We would like to know how you like the parties' stance on different issues. Can you for each of the issues I mention say which party you think best expresses your own opinion ...</p> <p>... D. Then the question of allowing cohabiting get the same rights and obligations as married couples ...</p> <p>... 9. All parties the same</p>		
<b>Concepts</b>	Policy, Political parties		
<b>Value</b>	<b>Label</b>	<b>Cases</b>	<b>Percentage</b>
1	Registered	32	2.9%
8	Don't know	1080	97.1%
Systemmiss		1068	
<i>Warning: these figures indicate the number of cases found in the data file. They cannot be interpreted as summary statistics of the population of interest.</i>			
<b># V240: Women's equality: sv</b>			
<b>Information</b>	[Type= discrete] [Format=numeric] [Range= 1-8] [Missing=*]		
<b>Statistics [NW/ W]</b>	[Valid=303 /-] [Invalid=1877 /-]		

<b># V240: Women's equality: sv</b>			
<b>Literal question</b>	<p>We would like to know how you like the parties' stance on different issues. Can you for each of the issues I mention say which party you think best expresses your own opinion ...</p> <p>... E. Then the question of continued efforts to improve the position of women ...</p> <p>... 1. Socialist left party (SV)</p>		
<b>Concepts</b>	Policy, Political parties, Equal opportunity		
<b>Value</b>	<b>Label</b>	<b>Cases</b>	<b>Percentage</b>
1	Registered	303	100.0%
8	Don't know	0	
Sysmiss		1877	
<i>Warning: these figures indicate the number of cases found in the data file. They cannot be interpreted as summary statistics of the population of interest.</i>			
<b># V241: Women's equality: dna</b>			
<b>Information</b>	[Type= discrete] [Format=numeric] [Range= 1-8] [Missing=*]		
<b>Statistics [NW/ W]</b>	[Valid=557 /-] [Invalid=1623 /-]		
<b>Literal question</b>	<p>We would like to know how you like the parties' stance on different issues. Can you for each of the issues I mention say which party you think best expresses your own opinion ...</p> <p>... E. Then the question of continued efforts to improve the position of women ...</p> <p>... 2. The norwegian labour party (DNA)</p>		
<b>Concepts</b>	Policy, Political parties, Equal opportunity		
<b>Value</b>	<b>Label</b>	<b>Cases</b>	<b>Percentage</b>
1	Registered	557	100.0%
8	Don't know	0	
Sysmiss		1623	
<i>Warning: these figures indicate the number of cases found in the data file. They cannot be interpreted as summary statistics of the population of interest.</i>			
<b># V242: Women's equality: v</b>			
<b>Information</b>	[Type= discrete] [Format=numeric] [Range= 1-8] [Missing=*]		
<b>Statistics [NW/ W]</b>	[Valid=37 /-] [Invalid=2143 /-]		
<b>Literal question</b>	<p>We would like to know how you like the parties' stance on different issues. Can you for each of the issues I mention say which party you think best expresses your own opinion ...</p> <p>... E. Then the question of continued efforts to improve the position of women ...</p> <p>... 3. The liberal party (V)</p>		
<b>Concepts</b>	Policy, Political parties, Equal opportunity		
<b>Value</b>	<b>Label</b>	<b>Cases</b>	<b>Percentage</b>
1	Registered	37	100.0%
8	Don't know	0	
Sysmiss		2143	
<i>Warning: these figures indicate the number of cases found in the data file. They cannot be interpreted as summary statistics of the population of interest.</i>			
<b># V243: Women's equality: krf</b>			
<b>Information</b>	[Type= discrete] [Format=numeric] [Range= 1-8] [Missing=*]		
<b>Statistics [NW/ W]</b>	[Valid=130 /-] [Invalid=2050 /-]		
<b>Literal question</b>	<p>We would like to know how you like the parties' stance on different issues. Can you for each of the issues I mention say which party you think best expresses your own opinion ...</p> <p>... E. Then the question of continued efforts to improve the position of women ...</p>		

<b># V243: Women's equality: krf</b>			
	... 4. The christian democratic party (KRF)		
<b>Concepts</b>	Policy, Political parties, Equal opportunity		
<b>Value</b>	<b>Label</b>	<b>Cases</b>	<b>Percentage</b>
1	Registered	130	100.0%
8	Don't know	0	
Sysmiss		2050	
<i>Warning: these figures indicate the number of cases found in the data file. They cannot be interpreted as summary statistics of the population of interest.</i>			
<b># V244: Women's equality: sp</b>			
<b>Information</b>	[Type= discrete] [Format=numeric] [Range= 1-8] [Missing=*]		
<b>Statistics [NW/ W]</b>	[Valid=111 /-] [Invalid=2069 /-]		
<b>Literal question</b>	<p>We would like to know how you like the parties' stance on different issues. Can you for each of the issues I mention say which party you think best expresses your own opinion ...</p> <p>... E. Then the question of continued efforts to improve the position of women ...</p> <p>... 5. The centre (agrarian) party (SP)</p>		
<b>Concepts</b>	Policy, Political parties, Equal opportunity		
<b>Value</b>	<b>Label</b>	<b>Cases</b>	<b>Percentage</b>
1	Registered	111	100.0%
8	Don't know	0	
Sysmiss		2069	
<i>Warning: these figures indicate the number of cases found in the data file. They cannot be interpreted as summary statistics of the population of interest.</i>			
<b># V245: Women's equality: h</b>			
<b>Information</b>	[Type= discrete] [Format=numeric] [Range= 1-8] [Missing=*]		
<b>Statistics [NW/ W]</b>	[Valid=216 /-] [Invalid=1964 /-]		
<b>Literal question</b>	<p>We would like to know how you like the parties' stance on different issues. Can you for each of the issues I mention say which party you think best expresses your own opinion ...</p> <p>... E. Then the question of continued efforts to improve the position of women ...</p> <p>... 6. The conservative party (H)</p>		
<b>Concepts</b>	Policy, Political parties, Equal opportunity		
<b>Value</b>	<b>Label</b>	<b>Cases</b>	<b>Percentage</b>
1	Registered	216	100.0%
8	Don't know	0	
Sysmiss		1964	
<i>Warning: these figures indicate the number of cases found in the data file. They cannot be interpreted as summary statistics of the population of interest.</i>			
<b># V246: Women's equality: frp</b>			
<b>Information</b>	[Type= discrete] [Format=numeric] [Range= 1-8] [Missing=*]		
<b>Statistics [NW/ W]</b>	[Valid=27 /-] [Invalid=2153 /-]		
<b>Literal question</b>	<p>We would like to know how you like the parties' stance on different issues. Can you for each of the issues I mention say which party you think best expresses your own opinion ...</p> <p>... E. Then the question of continued efforts to improve the position of women ...</p> <p>... 7. The progress party (FRP)</p>		
<b>Concepts</b>	Policy, Political parties, Equal opportunity		

<b># V246: Women's equality: frp</b>			
Value	Label	Cases	Percentage
1	Registered	27	100.0%
8	Don't know	0	
Sysmiss		2153	
<i>Warning: these figures indicate the number of cases found in the data file. They cannot be interpreted as summary statistics of the population of interest.</i>			
<b># V247: Women's equality: other</b>			
<b>Information</b>	[Type= discrete] [Format=numeric] [Range= 1-8] [Missing=*]		
<b>Statistics [NW/ W]</b>	[Valid=42 /-] [Invalid=2138 /-]		
<b>Literal question</b>	<p>We would like to know how you like the parties' stance on different issues. Can you for each of the issues I mention say which party you think best expresses your own opinion ...</p> <p>... E. Then the question of continued efforts to improve the position of women ...</p> <p>... 8. Other parties</p>		
<b>Concepts</b>	Policy, Political parties, Equal opportunity		
Value	Label	Cases	Percentage
1	Registered	42	100.0%
8	Don't know	0	
Sysmiss		2138	
<i>Warning: these figures indicate the number of cases found in the data file. They cannot be interpreted as summary statistics of the population of interest.</i>			
<b># V248: Women's equality: all the same</b>			
<b>Information</b>	[Type= discrete] [Format=numeric] [Range= 1-8] [Missing=*]		
<b>Statistics [NW/ W]</b>	[Valid=863 /-] [Invalid=1317 /-]		
<b>Literal question</b>	<p>We would like to know how you like the parties' stance on different issues. Can you for each of the issues I mention say which party you think best expresses your own opinion ...</p> <p>... E. Then the question of continued efforts to improve the position of women ...</p> <p>... 9. All parties the same</p>		
<b>Concepts</b>	Policy, Political parties, Equal opportunity		
Value	Label	Cases	Percentage
1	Registered	123	14.3%
8	Don't know	740	85.7%
Sysmiss		1317	
<i>Warning: these figures indicate the number of cases found in the data file. They cannot be interpreted as summary statistics of the population of interest.</i>			
<b># V249: Defence and security policy: sv</b>			
<b>Information</b>	[Type= discrete] [Format=numeric] [Range= 1-8] [Missing=*]		
<b>Statistics [NW/ W]</b>	[Valid=137 /-] [Invalid=2043 /-]		
<b>Literal question</b>	<p>We would like to know how you like the parties' stance on different issues. Can you for each of the issues I mention say which party you think best expresses your own opinion ...</p> <p>... F. Defence and security policy ...</p> <p>... 1. Socialist left party (SV)</p>		
<b>Concepts</b>	Policy, Political parties, Defence and state security policy		
Value	Label	Cases	Percentage
1	Registered	137	100.0%
8	Don't know	0	

<b># V249: Defence and security policy: sv</b>			
Value	Label	Cases	Percentage
Sysmiss		2043	
<i>Warning: these figures indicate the number of cases found in the data file. They cannot be interpreted as summary statistics of the population of interest.</i>			
<b># V250: Defence and security policy: dna</b>			
<b>Information</b>	[Type= discrete] [Format=numeric] [Range= 1-8] [Missing=*]		
<b>Statistics [NW/ W]</b>	[Valid=524 /-] [Invalid=1656 /-]		
<b>Literal question</b>	<p>We would like to know how you like the parties' stance on different issues. Can you for each of the issues I mention say which party you think best expresses your own opinion ...</p> <p>... F. Defence and security policy ...</p> <p>... 2. The norwegian labour party (DNA)</p>		
<b>Concepts</b>	Policy, Political parties, Defence and state security policy		
Value	Label	Cases	Percentage
1	Registered	524	100.0%
8	Don't know	0	
Sysmiss		1656	
<i>Warning: these figures indicate the number of cases found in the data file. They cannot be interpreted as summary statistics of the population of interest.</i>			
<b># V251: Defence and security policy: v</b>			
<b>Information</b>	[Type= discrete] [Format=numeric] [Range= 1-8] [Missing=*]		
<b>Statistics [NW/ W]</b>	[Valid=53 /-] [Invalid=2127 /-]		
<b>Literal question</b>	<p>We would like to know how you like the parties' stance on different issues. Can you for each of the issues I mention say which party you think best expresses your own opinion ...</p> <p>... F. Defence and security policy ...</p> <p>... 3. The liberal party (V)</p>		
<b>Concepts</b>	Policy, Political parties, Defence and state security policy		
Value	Label	Cases	Percentage
1	Registered	53	100.0%
8	Don't know	0	
Sysmiss		2127	
<i>Warning: these figures indicate the number of cases found in the data file. They cannot be interpreted as summary statistics of the population of interest.</i>			
<b># V252: Defence and security policy: krf</b>			
<b>Information</b>	[Type= discrete] [Format=numeric] [Range= 1-8] [Missing=*]		
<b>Statistics [NW/ W]</b>	[Valid=98 /-] [Invalid=2082 /-]		
<b>Literal question</b>	<p>We would like to know how you like the parties' stance on different issues. Can you for each of the issues I mention say which party you think best expresses your own opinion ...</p> <p>... F. Defence and security policy ...</p> <p>... 4. The christian democratic party (KRF)</p>		
<b>Concepts</b>	Policy, Political parties, Defence and state security policy		
Value	Label	Cases	Percentage
1	Registered	98	100.0%
8	Don't know	0	
Sysmiss		2082	
<i>Warning: these figures indicate the number of cases found in the data file. They cannot be interpreted as summary statistics of the population of interest.</i>			

<b># V253: Defence and security policy: sp</b>			
<b>Information</b>	[Type= discrete] [Format=numeric] [Range= 1-8] [Missing=*]		
<b>Statistics [NW/ W]</b>	[Valid=115 /-] [Invalid=2065 /-]		
<b>Literal question</b>	<p>We would like to know how you like the parties' stance on different issues. Can you for each of the issues I mention say which party you think best expresses your own opinion ...</p> <p>... F. Defence and security policy ...</p> <p>... 5. The centre (agrarian) party (SP)</p>		
<b>Concepts</b>	Policy, Political parties, Defence and state security policy		
<b>Value</b>	<b>Label</b>	<b>Cases</b>	<b>Percentage</b>
1	Registered	115	100.0%
8	Don't know	0	
Systemmiss		2065	
<i>Warning: these figures indicate the number of cases found in the data file. They cannot be interpreted as summary statistics of the population of interest.</i>			
<b># V254: Defence and security policy: h</b>			
<b>Information</b>	[Type= discrete] [Format=numeric] [Range= 1-8] [Missing=*]		
<b>Statistics [NW/ W]</b>	[Valid=765 /-] [Invalid=1415 /-]		
<b>Literal question</b>	<p>We would like to know how you like the parties' stance on different issues. Can you for each of the issues I mention say which party you think best expresses your own opinion ...</p> <p>... F. Defence and security policy ...</p> <p>... 6. The conservative party Høyre (H)</p>		
<b>Concepts</b>	Policy, Political parties, Defence and state security policy		
<b>Value</b>	<b>Label</b>	<b>Cases</b>	<b>Percentage</b>
1	Registered	765	100.0%
8	Don't know	0	
Systemmiss		1415	
<i>Warning: these figures indicate the number of cases found in the data file. They cannot be interpreted as summary statistics of the population of interest.</i>			
<b># V255: Defence and security policy: frp</b>			
<b>Information</b>	[Type= discrete] [Format=numeric] [Range= 1-8] [Missing=*]		
<b>Statistics [NW/ W]</b>	[Valid=44 /-] [Invalid=2136 /-]		
<b>Literal question</b>	<p>We would like to know how you like the parties' stance on different issues. Can you for each of the issues I mention say which party you think best expresses your own opinion ...</p> <p>... F. Defence and security policy ...</p> <p>... 7. The progress party (FRP)</p>		
<b>Concepts</b>	Policy, Political parties, Defence and state security policy		
<b>Value</b>	<b>Label</b>	<b>Cases</b>	<b>Percentage</b>
1	Registered	43	97.7%
8	Don't know	1	2.3%
Systemmiss		2136	
<i>Warning: these figures indicate the number of cases found in the data file. They cannot be interpreted as summary statistics of the population of interest.</i>			
<b># V256: Defence and security policy: other</b>			
<b>Information</b>	[Type= discrete] [Format=numeric] [Range= 1-8] [Missing=*]		
<b>Statistics [NW/ W]</b>	[Valid=11 /-] [Invalid=2169 /-]		

<b># V256: Defence and security policy: other</b>			
<b>Literal question</b>	We would like to know how you like the parties' stance on different issues. Can you for each of the issues I mention say which party you think best expresses your own opinion ...  ... F. Defence and security policy ...  ... 8. Other parties		
<b>Concepts</b>	Policy, Political parties, Defence and state security policy		
<b>Value</b>	<b>Label</b>	<b>Cases</b>	<b>Percentage</b>
1	Registered	11	100.0%
8	Don't know	0	
Sysmiss		2169	
<i>Warning: these figures indicate the number of cases found in the data file. They cannot be interpreted as summary statistics of the population of interest.</i>			
<b># V257: Defence and security policy: all the same</b>			
<b>Information</b>	[Type= discrete] [Format=numeric] [Range= 1-8] [Missing=*]		
<b>Statistics [NW/ W]</b>	[Valid=539 /-] [Invalid=1641 /-]		
<b>Literal question</b>	We would like to know how you like the parties' stance on different issues. Can you for each of the issues I mention say which party you think best expresses your own opinion ...  ... F. Defence and security policy ...  ... 9. All parties the same		
<b>Concepts</b>	Policy, Political parties, Defence and state security policy		
<b>Value</b>	<b>Label</b>	<b>Cases</b>	<b>Percentage</b>
1	Registered	26	4.8%
8	Don't know	513	95.2%
Sysmiss		1641	
<i>Warning: these figures indicate the number of cases found in the data file. They cannot be interpreted as summary statistics of the population of interest.</i>			
<b># V258: Geriatric care: sv</b>			
<b>Information</b>	[Type= discrete] [Format=numeric] [Range= 1-8] [Missing=*]		
<b>Statistics [NW/ W]</b>	[Valid=194 /-] [Invalid=1986 /-]		
<b>Literal question</b>	We would like to know how you like the parties' stance on different issues. Can you for each of the issues I mention say which party you think best expresses your own opinion ...  ... G. Geriatric care ...  ... 1. Socialist left party (SV)		
<b>Concepts</b>	Policy, Political parties, Care of the elderly		
<b>Value</b>	<b>Label</b>	<b>Cases</b>	<b>Percentage</b>
1	Registered	194	100.0%
8	Don't know	0	
Sysmiss		1986	
<i>Warning: these figures indicate the number of cases found in the data file. They cannot be interpreted as summary statistics of the population of interest.</i>			
<b># V259: Geriatric care: dna</b>			
<b>Information</b>	[Type= discrete] [Format=numeric] [Range= 1-8] [Missing=*]		
<b>Statistics [NW/ W]</b>	[Valid=813 /-] [Invalid=1367 /-]		
<b>Literal question</b>	We would like to know how you like the parties' stance on different issues. Can you for each of the issues I mention say which party you think best expresses your own opinion ...  ... G. Geriatric care ...		



<b># V259: Geriatric care: dna</b>			
	... 2. The norwegian labour party (DNA)		
<b>Concepts</b>	Policy, Political parties, Care of the elderly		
<b>Value</b>	<b>Label</b>	<b>Cases</b>	<b>Percentage</b>
1	Registered	813	100.0%
8	Don't know	0	
Sysmiss		1367	
<i>Warning: these figures indicate the number of cases found in the data file. They cannot be interpreted as summary statistics of the population of interest.</i>			
<b># V260: Geriatric care: v</b>			
<b>Information</b>	[Type= discrete] [Format=numeric] [Range= 1-8] [Missing=*]		
<b>Statistics [NW/ W]</b>	[Valid=65 /-] [Invalid=2115 /-]		
<b>Literal question</b>	We would like to know how you like the parties' stance on different issues. Can you for each of the issues I mention say which party you think best expresses your own opinion ...  ... G. Geriatric care ...  ... 3. The liberal party (V)		
<b>Concepts</b>	Policy, Political parties, Care of the elderly		
<b>Value</b>	<b>Label</b>	<b>Cases</b>	<b>Percentage</b>
1	Registered	65	100.0%
8	Don't know	0	
Sysmiss		2115	
<i>Warning: these figures indicate the number of cases found in the data file. They cannot be interpreted as summary statistics of the population of interest.</i>			
<b># V261: Geriatric care: krf</b>			
<b>Information</b>	[Type= discrete] [Format=numeric] [Range= 1-8] [Missing=*]		
<b>Statistics [NW/ W]</b>	[Valid=282 /-] [Invalid=1898 /-]		
<b>Literal question</b>	We would like to know how you like the parties' stance on different issues. Can you for each of the issues I mention say which party you think best expresses your own opinion ...  ... G. Geriatric care ...  ... 4. The christian democratic party (KRF)		
<b>Concepts</b>	Policy, Political parties, Care of the elderly		
<b>Value</b>	<b>Label</b>	<b>Cases</b>	<b>Percentage</b>
1	Registered	282	100.0%
8	Don't know	0	
Sysmiss		1898	
<i>Warning: these figures indicate the number of cases found in the data file. They cannot be interpreted as summary statistics of the population of interest.</i>			
<b># V262: Geriatric care: sp</b>			
<b>Information</b>	[Type= discrete] [Format=numeric] [Range= 1-8] [Missing=*]		
<b>Statistics [NW/ W]</b>	[Valid=183 /-] [Invalid=1997 /-]		
<b>Literal question</b>	We would like to know how you like the parties' stance on different issues. Can you for each of the issues I mention say which party you think best expresses your own opinion ...  ... G. Geriatric care ...  ... 5. The centre (agrarian) party (SP)		
<b>Concepts</b>	Policy, Political parties, Care of the elderly		

<b># V262: Geriatric care: sp</b>			
Value	Label	Cases	Percentage
1	Registered	183	100.0%
8	Don't know	0	
Sysmiss		1997	
<i>Warning: these figures indicate the number of cases found in the data file. They cannot be interpreted as summary statistics of the population of interest.</i>			
<b># V263: Geriatric care: h</b>			
<b>Information</b>	[Type= discrete] [Format=numeric] [Range= 1-8] [Missing=*]		
<b>Statistics [NW/ W]</b>	[Valid=247 /-] [Invalid=1933 /-]		
<b>Literal question</b>	<p>We would like to know how you like the parties' stance on different issues. Can you for each of the issues I mention say which party you think best expresses your own opinion ...</p> <p>... G. Geriatric care ...</p> <p>... 6. The conservative party (H)</p>		
<b>Concepts</b>	Policy, Political parties, Care of the elderly		
Value	Label	Cases	Percentage
1	Registered	247	100.0%
8	Don't know	0	
Sysmiss		1933	
<i>Warning: these figures indicate the number of cases found in the data file. They cannot be interpreted as summary statistics of the population of interest.</i>			
<b># V264: Geriatric care: frp</b>			
<b>Information</b>	[Type= discrete] [Format=numeric] [Range= 1-8] [Missing=*]		
<b>Statistics [NW/ W]</b>	[Valid=88 /-] [Invalid=2092 /-]		
<b>Literal question</b>	<p>We would like to know how you like the parties' stance on different issues. Can you for each of the issues I mention say which party you think best expresses your own opinion ...</p> <p>... G. Geriatric care ...</p> <p>... 7. The progress party (FRP)</p>		
<b>Concepts</b>	Policy, Political parties, Care of the elderly		
Value	Label	Cases	Percentage
1	Registered	88	100.0%
8	Don't know	0	
Sysmiss		2092	
<i>Warning: these figures indicate the number of cases found in the data file. They cannot be interpreted as summary statistics of the population of interest.</i>			
<b># V265: Geriatric care: other</b>			
<b>Information</b>	[Type= discrete] [Format=numeric] [Range= 1-8] [Missing=*]		
<b>Statistics [NW/ W]</b>	[Valid=20 /-] [Invalid=2160 /-]		
<b>Literal question</b>	<p>We would like to know how you like the parties' stance on different issues. Can you for each of the issues I mention say which party you think best expresses your own opinion ...</p> <p>... G. Geriatric care ...</p> <p>... 8. Other parties</p>		
<b>Concepts</b>	Policy, Political parties, Care of the elderly		
Value	Label	Cases	Percentage
1	Registered	20	100.0%
8	Don't know	0	

<b># V265: Geriatric care: other</b>			
<b>Value</b>	<b>Label</b>	<b>Cases</b>	<b>Percentage</b>
Systemmiss		2160	
<i>Warning: these figures indicate the number of cases found in the data file. They cannot be interpreted as summary statistics of the population of interest.</i>			
<b># V266: Geriatric care: all the same</b>			
<b>Information</b>	[Type= discrete] [Format=numeric] [Range= 1-8] [Missing=*]		
<b>Statistics [NW/ W]</b>	[Valid=490 /-] [Invalid=1690 /-]		
<b>Literal question</b>	We would like to know how you like the parties' stance on different issues. Can you for each of the issues I mention say which party you think best expresses your own opinion ...  ... G. Geriatric care ...  ... 9. All parties the same		
<b>Concepts</b>	Policy, Political parties, Care of the elderly		
<b>Value</b>	<b>Label</b>	<b>Cases</b>	<b>Percentage</b>
1	Registered	134	27.3%
8	Don't know	356	72.7%
Systemmiss		1690	
<i>Warning: these figures indicate the number of cases found in the data file. They cannot be interpreted as summary statistics of the population of interest.</i>			
<b># V267: Employment questions: sv</b>			
<b>Information</b>	[Type= discrete] [Format=numeric] [Range= 1-8] [Missing=*]		
<b>Statistics [NW/ W]</b>	[Valid=118 /-] [Invalid=2062 /-]		
<b>Literal question</b>	We would like to know how you like the parties' stance on different issues. Can you for each of the issues I mention say which party you think best expresses your own opinion ...  ... H. Questions about employment ...  ... 1. Socialist left party (SV)		
<b>Concepts</b>	Policy, Political parties, Employment policy		
<b>Value</b>	<b>Label</b>	<b>Cases</b>	<b>Percentage</b>
1	Registered	118	100.0%
8	Don't know	0	
Systemmiss		2062	
<i>Warning: these figures indicate the number of cases found in the data file. They cannot be interpreted as summary statistics of the population of interest.</i>			
<b># V268: Employment questions: dna</b>			
<b>Information</b>	[Type= discrete] [Format=numeric] [Range= 1-8] [Missing=*]		
<b>Statistics [NW/ W]</b>	[Valid=813 /-] [Invalid=1367 /-]		
<b>Literal question</b>	We would like to know how you like the parties' stance on different issues. Can you for each of the issues I mention say which party you think best expresses your own opinion ...  ... H. Questions about employment ...  ... 2. The norwegian labour party (DNA)		
<b>Concepts</b>	Policy, Political parties, Employment policy		
<b>Value</b>	<b>Label</b>	<b>Cases</b>	<b>Percentage</b>
1	Registered	813	100.0%
8	Don't know	0	
Systemmiss		1367	
<i>Warning: these figures indicate the number of cases found in the data file. They cannot be interpreted as summary statistics of the population of interest.</i>			

<b># V269: Employment questions: v</b>			
<b>Information</b>	[Type= discrete] [Format=numeric] [Range= 1-8] [Missing=*]		
<b>Statistics [NW/ W]</b>	[Valid=37 /-] [Invalid=2143 /-]		
<b>Literal question</b>	<p>We would like to know how you like the parties' stance on different issues. Can you for each of the issues I mention say which party you think best expresses your own opinion ...</p> <p>... H. Questions about employment ...</p> <p>... 3. The liberal party (V)</p>		
<b>Concepts</b>	Policy, Political parties, Employment policy		
<b>Value</b>	<b>Label</b>	<b>Cases</b>	<b>Percentage</b>
1	Registered	37	100.0%
8	Don't know	0	
Systemmiss		2143	
<i>Warning: these figures indicate the number of cases found in the data file. They cannot be interpreted as summary statistics of the population of interest.</i>			
<b># V270: Employment questions: krf</b>			
<b>Information</b>	[Type= discrete] [Format=numeric] [Range= 1-8] [Missing=*]		
<b>Statistics [NW/ W]</b>	[Valid=89 /-] [Invalid=2091 /-]		
<b>Literal question</b>	<p>We would like to know how you like the parties' stance on different issues. Can you for each of the issues I mention say which party you think best expresses your own opinion ...</p> <p>... H. Questions about employment ...</p> <p>... 4. The christian democratic party (KRF)</p>		
<b>Concepts</b>	Policy, Political parties, Employment policy		
<b>Value</b>	<b>Label</b>	<b>Cases</b>	<b>Percentage</b>
1	Registered	89	100.0%
8	Don't know	0	
Systemmiss		2091	
<i>Warning: these figures indicate the number of cases found in the data file. They cannot be interpreted as summary statistics of the population of interest.</i>			
<b># V271: Employment questions: sp</b>			
<b>Information</b>	[Type= discrete] [Format=numeric] [Range= 1-8] [Missing=*]		
<b>Statistics [NW/ W]</b>	[Valid=110 /-] [Invalid=2070 /-]		
<b>Literal question</b>	<p>We would like to know how you like the parties' stance on different issues. Can you for each of the issues I mention say which party you think best expresses your own opinion ...</p> <p>... H. Questions about employment ...</p> <p>... 5. The centre (agrarian) party (SP)</p>		
<b>Concepts</b>	Policy, Political parties, Employment policy		
<b>Value</b>	<b>Label</b>	<b>Cases</b>	<b>Percentage</b>
1	Registered	110	100.0%
8	Don't know	0	
Systemmiss		2070	
<i>Warning: these figures indicate the number of cases found in the data file. They cannot be interpreted as summary statistics of the population of interest.</i>			
<b># V272: Employment questions: h</b>			
<b>Information</b>	[Type= discrete] [Format=numeric] [Range= 1-8] [Missing=*]		
<b>Statistics [NW/ W]</b>	[Valid=513 /-] [Invalid=1667 /-]		

<b># V272: Employment questions: h</b>			
<b>Literal question</b>	We would like to know how you like the parties' stance on different issues. Can you for each of the issues I mention say which party you think best expresses your own opinion ...  ... H. Questions about employment ...  ... 6. The conservative (H)		
<b>Concepts</b>	Policy, Political parties, Employment policy		
<b>Value</b>	<b>Label</b>	<b>Cases</b>	<b>Percentage</b>
1	Registered	513	100.0%
8	Don't know	0	
Sysmiss		1667	
<i>Warning: these figures indicate the number of cases found in the data file. They cannot be interpreted as summary statistics of the population of interest.</i>			
<b># V273: Employment questions: frp</b>			
<b>Information</b>	[Type= discrete] [Format=numeric] [Range= 1-8] [Missing=*]		
<b>Statistics [NW/ W]</b>	[Valid=41 /-] [Invalid=2139 /-]		
<b>Literal question</b>	We would like to know how you like the parties' stance on different issues. Can you for each of the issues I mention say which party you think best expresses your own opinion ...  ... H. Questions about employment ...  ... 7. The progress party (FRP)		
<b>Concepts</b>	Policy, Political parties, Employment policy		
<b>Value</b>	<b>Label</b>	<b>Cases</b>	<b>Percentage</b>
1	Registered	41	100.0%
8	Don't know	0	
Sysmiss		2139	
<i>Warning: these figures indicate the number of cases found in the data file. They cannot be interpreted as summary statistics of the population of interest.</i>			
<b># V274: Employment questions: other</b>			
<b>Information</b>	[Type= discrete] [Format=numeric] [Range= 1-8] [Missing=*]		
<b>Statistics [NW/ W]</b>	[Valid=13 /-] [Invalid=2167 /-]		
<b>Literal question</b>	We would like to know how you like the parties' stance on different issues. Can you for each of the issues I mention say which party you think best expresses your own opinion ...  ... H. Questions about employment ...  ... 8. Other parties		
<b>Concepts</b>	Policy, Political parties, Employment policy		
<b>Value</b>	<b>Label</b>	<b>Cases</b>	<b>Percentage</b>
1	Registered	13	100.0%
8	Don't know	0	
Sysmiss		2167	
<i>Warning: these figures indicate the number of cases found in the data file. They cannot be interpreted as summary statistics of the population of interest.</i>			
<b># V275: Employment questions: all the same</b>			
<b>Information</b>	[Type= discrete] [Format=numeric] [Range= 1-8] [Missing=*]		
<b>Statistics [NW/ W]</b>	[Valid=582 /-] [Invalid=1598 /-]		
<b>Literal question</b>	We would like to know how you like the parties' stance on different issues. Can you for each of the issues I mention say which party you think best expresses your own opinion ...  ... H. Questions about employment ...		

<b># V275: Employment questions: all the same</b>			
	... 9. All parties the same		
<b>Concepts</b>	Policy, Political parties, Employment policy		
<b>Value</b>	<b>Label</b>	<b>Cases</b>	<b>Percentage</b>
1	Registered	113	19.4%
8	Don't know	469	80.6%
Sysmiss		1598	
<i>Warning: these figures indicate the number of cases found in the data file. They cannot be interpreted as summary statistics of the population of interest.</i>			
<b># V276: Water resources development: sv</b>			
<b>Information</b>	[Type= discrete] [Format=numeric] [Range= 1-8] [Missing=*]		
<b>Statistics [NW/ W]</b>	[Valid=106 /-] [Invalid=2074 /-]		
<b>Literal question</b>	We would like to know how you like the parties' stance on different issues. Can you for each of the issues I mention say which party you think best expresses your own opinion ...  ... I. The question of increasing the development of the waterways ...  ... 1. Socialist left party (SV)		
<b>Concepts</b>	Policy, Political party policies, Energy		
<b>Value</b>	<b>Label</b>	<b>Cases</b>	<b>Percentage</b>
1	Registered	106	100.0%
8	Don't know	0	
Sysmiss		2074	
<i>Warning: these figures indicate the number of cases found in the data file. They cannot be interpreted as summary statistics of the population of interest.</i>			
<b># V277: Water resources development: dna</b>			
<b>Information</b>	[Type= discrete] [Format=numeric] [Range= 1-8] [Missing=*]		
<b>Statistics [NW/ W]</b>	[Valid=304 /-] [Invalid=1876 /-]		
<b>Literal question</b>	We would like to know how you like the parties' stance on different issues. Can you for each of the issues I mention say which party you think best expresses your own opinion ...  ... I. The question of increasing the development of the waterways ...  ... 2. The norwegian labour party (DNA)		
<b>Concepts</b>	Policy, Political party policies, Energy		
<b>Value</b>	<b>Label</b>	<b>Cases</b>	<b>Percentage</b>
1	Registered	304	100.0%
8	Don't know	0	
Sysmiss		1876	
<i>Warning: these figures indicate the number of cases found in the data file. They cannot be interpreted as summary statistics of the population of interest.</i>			
<b># V278: Water resources development: v</b>			
<b>Information</b>	[Type= discrete] [Format=numeric] [Range= 1-8] [Missing=*]		
<b>Statistics [NW/ W]</b>	[Valid=267 /-] [Invalid=1913 /-]		
<b>Literal question</b>	We would like to know how you like the parties' stance on different issues. Can you for each of the issues I mention say which party you think best expresses your own opinion ...  ... I. The question of increasing the development of the waterways ...  ... 3. The liberal party (V)		
<b>Concepts</b>	Policy, Political party policies, Energy		

<b># V278: Water resources development: v</b>			
Value	Label	Cases	Percentage
1	Registered	267	100.0%
8	Don't know	0	
Sysmiss		1913	
<i>Warning: these figures indicate the number of cases found in the data file. They cannot be interpreted as summary statistics of the population of interest.</i>			
<b># V279: Water resources development: krf</b>			
<b>Information</b>	[Type= discrete] [Format=numeric] [Range= 1-8] [Missing=*]		
<b>Statistics [NW/ W]</b>	[Valid=46 /-] [Invalid=2134 /-]		
<b>Literal question</b>	<p>We would like to know how you like the parties' stance on different issues. Can you for each of the issues I mention say which party you think best expresses your own opinion ...</p> <p>... I. The question of increasing the development of the waterways ...</p> <p>... 4. The christian democratic party (KRF)</p>		
<b>Concepts</b>	Policy, Political party policies, Energy		
Value	Label	Cases	Percentage
1	Registered	46	100.0%
8	Don't know	0	
Sysmiss		2134	
<i>Warning: these figures indicate the number of cases found in the data file. They cannot be interpreted as summary statistics of the population of interest.</i>			
<b># V280: Water resources development: sp</b>			
<b>Information</b>	[Type= discrete] [Format=numeric] [Range= 1-8] [Missing=*]		
<b>Statistics [NW/ W]</b>	[Valid=171 /-] [Invalid=2009 /-]		
<b>Literal question</b>	<p>We would like to know how you like the parties' stance on different issues. Can you for each of the issues I mention say which party you think best expresses your own opinion ...</p> <p>... I. The question of increasing the development of the waterways ...</p> <p>... 5. The centre (agrarian) party (SP)</p>		
<b>Concepts</b>	Policy, Political party policies, Energy		
Value	Label	Cases	Percentage
1	Registered	171	100.0%
8	Don't know	0	
Sysmiss		2009	
<i>Warning: these figures indicate the number of cases found in the data file. They cannot be interpreted as summary statistics of the population of interest.</i>			
<b># V281: Water resources development: h</b>			
<b>Information</b>	[Type= discrete] [Format=numeric] [Range= 1-8] [Missing=*]		
<b>Statistics [NW/ W]</b>	[Valid=296 /-] [Invalid=1884 /-]		
<b>Literal question</b>	<p>We would like to know how you like the parties' stance on different issues. Can you for each of the issues I mention say which party you think best expresses your own opinion ...</p> <p>... I. The question of increasing the development of the waterways ...</p> <p>... 6. The conservative party (H)</p>		
<b>Concepts</b>	Policy, Political party policies, Energy		
Value	Label	Cases	Percentage
1	Registered	296	100.0%
8	Don't know	0	

<b># V281: Water resources development: h</b>			
Value	Label	Cases	Percentage
1	Registered	1884	
8	Don't know		
System			
<i>Warning: these figures indicate the number of cases found in the data file. They cannot be interpreted as summary statistics of the population of interest.</i>			
<b># V282: Water resources development: frp</b>			
<b>Information</b>	[Type= discrete] [Format=numeric] [Range= 1-8] [Missing=*]		
<b>Statistics [NW/ W]</b>	[Valid=19 /-] [Invalid=2161 /-]		
<b>Literal question</b>	<p>We would like to know how you like the parties' stance on different issues. Can you for each of the issues I mention say which party you think best expresses your own opinion ...</p> <p>... I. The question of increasing the development of the waterways ...</p> <p>... 7. The progress party (FRP)</p>		
<b>Concepts</b>	Policy, Political party policies, Energy		
Value	Label	Cases	Percentage
1	Registered	19	100.0%
8	Don't know	0	
System		2161	
<i>Warning: these figures indicate the number of cases found in the data file. They cannot be interpreted as summary statistics of the population of interest.</i>			
<b># V283: Water resources development: other</b>			
<b>Information</b>	[Type= discrete] [Format=numeric] [Range= 1-8] [Missing=*]		
<b>Statistics [NW/ W]</b>	[Valid=12 /-] [Invalid=2168 /-]		
<b>Literal question</b>	<p>We would like to know how you like the parties' stance on different issues. Can you for each of the issues I mention say which party you think best expresses your own opinion ...</p> <p>... I. The question of increasing the development of the waterways ...</p> <p>... 8. Other parties</p>		
<b>Concepts</b>	Policy, Political party policies, Energy		
Value	Label	Cases	Percentage
1	Registered	12	100.0%
8	Don't know	0	
System		2168	
<i>Warning: these figures indicate the number of cases found in the data file. They cannot be interpreted as summary statistics of the population of interest.</i>			
<b># V284: Water resources development: all the same</b>			
<b>Information</b>	[Type= discrete] [Format=numeric] [Range= 1-8] [Missing=*]		
<b>Statistics [NW/ W]</b>	[Valid=1021 /-] [Invalid=1159 /-]		
<b>Literal question</b>	<p>We would like to know how you like the parties' stance on different issues. Can you for each of the issues I mention say which party you think best expresses your own opinion ...</p> <p>... I. The question of increasing the development of the waterways ...</p> <p>... 9. All parties the same</p>		
<b>Concepts</b>	Policy, Political party policies, Energy		
Value	Label	Cases	Percentage
1	Registered	35	3.4%
8	Don't know	986	96.6%
System		1159	
<i>Warning: these figures indicate the number of cases found in the data file. They cannot be interpreted as summary statistics of the population of interest.</i>			



# V285: Sympathy thermometer: krf	
<b>Information</b>	[Type= continuous] [Format=numeric] [Range= 0-999] [Missing=*]
<b>Statistics [NW/ W]</b>	[Valid=2180 /-] [Invalid=0 /-]
<b>Literal question</b>	<p>We would like to know how you like the different parties. On this card is a scale that we call "sympathy thermometer". At the 50-degree-line place the parties that you either like or dislike. A party that you like to have a location from 50 to 100 degrees. The better you enjoy the party, the higher the rank. However, if it is a party you do not like, it should be placed between 0 and 50 degrees, with 0 as the expression of at least sympathy ...</p> <p>... A. The christian democratic party.</p>
<b>Concepts</b>	Policy, Political parties
# V288: Sympathy thermometer: v	
<b>Information</b>	[Type= continuous] [Format=numeric] [Range= 0-999] [Missing=*]
<b>Statistics [NW/ W]</b>	[Valid=2180 /-] [Invalid=0 /-]
<b>Literal question</b>	<p>Vi vil gjerne vite hvordan du liker de ulike partiene. På dette kortet finner du en skala som vi kaller "sympatitermometer". Ved 50-grader-streken plasserer du partier som du verken liker eller misliker. Et parti som du liker, skal ha en plassering fra 50 til 100 grader. Jo bedre du liker partiet, desto høyere plassering. Hvis det derimot er et parti du ikke liker, skal det plasseres mellom 0 og 50 grader, og med 0 som uttrykk for minst sympati.</p> <p>... B. The liberal party.</p>
<b>Concepts</b>	Policy, Political parties

<b># V291: Sympathy thermometer: sp</b>	
<b>Information</b>	[Type= continuous] [Format=numeric] [Range= 0-999] [Missing=*]
<b>Statistics [NW/ W]</b>	[Valid=2180 /-] [Invalid=0 /-]
<b>Literal question</b>	<p>Vi vil gjerne vite hvordan du liker de ulike partiene. På dette kortet finner du en skala som vi kaller "sympatitermometer". Ved 50-grader-streken plasserer du partier som du verken liker eller misliker. Et parti som du liker, skal ha en plassering fra 50 til 100 grader. Jo bedre du liker partiet, desto høyere plassering. Hvis det derimot er et parti du ikke liker, skal det plasseres mellom 0 og 50 grader, og med 0 som uttrykk for minst sympati.</p> <p>... C. The centre (agrarian) party.</p>
<b>Concepts</b>	Policy, Political parties
<b># V294: Sympathy thermometer: sv</b>	
<b>Information</b>	[Type= continuous] [Format=numeric] [Range= 0-999] [Missing=*]
<b>Statistics [NW/ W]</b>	[Valid=2180 /-] [Invalid=0 /-]
<b>Literal question</b>	<p>Vi vil gjerne vite hvordan du liker de ulike partiene. På dette kortet finner du en skala som vi kaller "sympatitermometer". Ved 50-grader-streken plasserer du partier som du verken liker eller misliker. Et parti som du liker, skal ha en plassering fra 50 til 100 grader. Jo bedre du liker partiet, desto høyere plassering. Hvis det derimot er et parti du ikke liker, skal det plasseres mellom 0 og 50 grader, og med 0 som uttrykk for minst sympati.</p> <p>... D. The socialist left party.</p>
<b>Concepts</b>	Policy, Political parties
<b># V297: Sympathy thermometer: h</b>	
<b>Information</b>	[Type= continuous] [Format=numeric] [Range= 0-999] [Missing=*]
<b>Statistics [NW/ W]</b>	[Valid=2180 /-] [Invalid=0 /-]
<b>Literal question</b>	<p>Vi vil gjerne vite hvordan du liker de ulike partiene. På dette kortet finner du en skala som vi kaller "sympatitermometer". Ved 50-grader-streken plasserer du partier som du verken liker eller misliker. Et parti som du liker, skal ha en plassering fra 50 til 100 grader. Jo bedre du liker partiet, desto høyere plassering. Hvis det derimot er et parti du ikke liker, skal det plasseres mellom 0 og 50 grader, og med 0 som uttrykk for minst sympati.</p> <p>... E. The conservative party.</p>
<b>Concepts</b>	Policy, Political parties
<b># V300: Sympathy thermometer: ap</b>	
<b>Information</b>	[Type= continuous] [Format=numeric] [Range= 0-999] [Missing=*]
<b>Statistics [NW/ W]</b>	[Valid=2180 /-] [Invalid=0 /-]
<b>Literal question</b>	<p>Vi vil gjerne vite hvordan du liker de ulike partiene. På dette kortet finner du en skala som vi kaller "sympatitermometer". Ved 50-grader-streken plasserer du partier som du verken liker eller misliker. Et parti som du liker, skal ha en plassering fra 50 til 100 grader. Jo bedre du liker partiet, desto høyere plassering. Hvis det derimot er et parti du ikke liker, skal det plasseres mellom 0 og 50 grader, og med 0 som uttrykk for minst sympati.</p> <p>... F. The norwegian labour party.</p>
<b>Concepts</b>	Policy, Political parties
<b># V303: Sympathy thermometer: frp</b>	
<b>Information</b>	[Type= continuous] [Format=numeric] [Range= 0-999] [Missing=*]
<b>Statistics [NW/ W]</b>	[Valid=2180 /-] [Invalid=0 /-]
<b>Literal question</b>	<p>Vi vil gjerne vite hvordan du liker de ulike partiene. På dette kortet finner du en skala som vi kaller "sympatitermometer". Ved 50-grader-streken plasserer du partier som du verken liker eller misliker. Et parti som du liker, skal ha en plassering fra 50 til 100 grader. Jo bedre du liker partiet, desto høyere plassering. Hvis det derimot er et parti du ikke liker, skal det plasseres mellom 0 og 50 grader, og med 0 som uttrykk for minst sympati.</p> <p>... G. The progress party.</p>
<b>Concepts</b>	Policy, Political parties

<b># V306: Sympathy thermometer: other</b>	
<b>Information</b>	[Type= continuous] [Format=numeric] [Range= 0-999] [Missing=*]
<b>Statistics [NW/ W]</b>	[Valid=2180 /-] [Invalid=0 /-]
<b>Literal question</b>	Vi vil gjerne vite hvordan du liker de ulike partiene. På dette kortet finner du en skala som vi kaller "sympatitermometer". Ved 50-grader-streken plasserer du partier som du verken liker eller misliker. Et parti som du liker, skal ha en plassering fra 50 til 100 grader. Jo bedre du liker partiet, desto høyere plassering. Hvis det derimot er et parti du ikke liker, skal det plasseres mellom 0 og 50 grader, og med 0 som uttrykk for minst sympati.  ... H. Other parties, please specify.
<b>Concepts</b>	Policy, Political parties
<b># V309: Sympathy thermometer: J.J.Jakobsen</b>	
<b>Information</b>	[Type= continuous] [Format=numeric] [Range= 0-999] [Missing=*]
<b>Statistics [NW/ W]</b>	[Valid=2180 /-] [Invalid=0 /-]
<b>Literal question</b>	If we now ignore party affiliation, how do you look at some of our political leaders? Again we have sympathy thermometer that goes from 0 to 100 Which position would you give ...  ... A. Johan J. Jakobsen
<b>Concepts</b>	Policy, Politicians
<b># V312: Sympathy thermometer: Gro H.Brundtland</b>	
<b>Information</b>	[Type= continuous] [Format=numeric] [Range= 0-999] [Missing=*]
<b>Statistics [NW/ W]</b>	[Valid=2180 /-] [Invalid=0 /-]
<b>Literal question</b>	If we now ignore party affiliation, how do you look at some of our political leaders? Again we have sympathy thermometer that goes from 0 to 100 Which position would you give ...  ... B. Gro Harlem Brundtland
<b>Concepts</b>	Policy, Politicians
<b># V315: Sympathy thermometer: Kåre Willoch</b>	
<b>Information</b>	[Type= continuous] [Format=numeric] [Range= 0-999] [Missing=*]
<b>Statistics [NW/ W]</b>	[Valid=2180 /-] [Invalid=0 /-]
<b>Literal question</b>	If we now ignore party affiliation, how do you look at some of our political leaders? Again we have sympathy thermometer that goes from 0 to 100 Which position would you give ...  ... C. Kåre Willoch
<b>Concepts</b>	Policy, Politicians
<b># V318: Sympathy thermometer: Odd Einar Dørum</b>	
<b>Information</b>	[Type= continuous] [Format=numeric] [Range= 0-999] [Missing=*]
<b>Statistics [NW/ W]</b>	[Valid=2180 /-] [Invalid=0 /-]
<b>Literal question</b>	If we now ignore party affiliation, how do you look at some of our political leaders? Again we have sympathy thermometer that goes from 0 to 100 Which position would you give ...  ... D. Odd Einar Dørum
<b>Concepts</b>	Policy, Politicians
<b># V321: Sympathy thermometer: Carl I.Hagen</b>	
<b>Information</b>	[Type= continuous] [Format=numeric] [Range= 0-999] [Missing=*]
<b>Statistics [NW/ W]</b>	[Valid=2180 /-] [Invalid=0 /-]
<b>Literal question</b>	If we now ignore party affiliation, how do you look at some of our political leaders? Again we have sympathy thermometer that goes from 0 to 100 Which position would you give ...  ... E. Carl I. Hagen

<b># V321: Sympathy thermometer: Carl I.Hagen</b>			
<b>Concepts</b>	Policy, Politicians		
<b># V324: Sympathy thermometer: Hanna Kvanmo</b>			
<b>Information</b>	[Type= continuous] [Format=numeric] [Range= 0-999] [Missing=*]		
<b>Statistics [NW/ W]</b>	[Valid=2180 /-] [Invalid=0 /-]		
<b>Literal question</b>	If we now ignore party affiliation, how do you look at some of our political leaders? Again we have sympathy thermometer that goes from 0 to 100 Which position would you give ...  ... F. Hanna Kvanmo		
<b>Concepts</b>	Policy, Politicians		
<b># V327: Sympathy thermometer: Kjell Magne Bondevik</b>			
<b>Information</b>	[Type= continuous] [Format=numeric] [Range= 0-999] [Missing=*]		
<b>Statistics [NW/ W]</b>	[Valid=2180 /-] [Invalid=0 /-]		
<b>Literal question</b>	If we now ignore party affiliation, how do you look at some of our political leaders? Again we have sympathy thermometer that goes from 0 to 100 Which position would you give ...  ... G. Kjell Magne Bondevik		
<b>Concepts</b>	Policy, Politicians		
<b># V330: Sympathy thermometer: other</b>			
<b>Information</b>	[Type= continuous] [Format=numeric] [Range= 0-999] [Missing=*]		
<b>Statistics [NW/ W]</b>	[Valid=2180 /-] [Invalid=0 /-]		
<b>Literal question</b>	If we now ignore party affiliation, how do you look at some of our political leaders? Again we have sympathy thermometer that goes from 0 to 100 Which position would you give ...  ... H. Other, please specify.		
<b>Concepts</b>	Policy, Politicians		
<b># V337: Hard to separate the parties</b>			
<b>Information</b>	[Type= discrete] [Format=numeric] [Range= 1-8] [Missing=*]		
<b>Statistics [NW/ W]</b>	[Valid=2160 /-] [Invalid=20 /-]		
<b>Literal question</b>	We have some more statements about politics. Are you strongly agree, somewhat agree, somewhat disagree or strongly disagree ...  ... A. It is difficult to see where the important distinctions between the parties are.		
<b>Concepts</b>	Political party policies		
<b>Value</b>	<b>Label</b>	<b>Cases</b>	<b>Percentage</b>
1	Strongly agree	486	22.5%
2	Somewhat agree	899	41.6%
3	Either or	219	10.1%
4	Somewhat disagree	310	14.4%
5	Strongly disagree	125	5.8%
8	Don't know, won't answer	121	5.6%
Systemmiss		20	
<i>Warning: these figures indicate the number of cases found in the data file. They cannot be interpreted as summary statistics of the population of interest.</i>			
<b># V338: Increase the pace of development of the waterways</b>			
<b>Information</b>	[Type= discrete] [Format=numeric] [Range= 1-8] [Missing=*]		
<b>Statistics [NW/ W]</b>	[Valid=2161 /-] [Invalid=19 /-]		

### # V338: Increase the pace of development of the waterways

<b>Literal question</b>	We have some more statements about politics. Are you strongly agree, somewhat agree, somewhat disagree or strongly disagree ...  ... B. The pace of development of the waterways should be increased..
-------------------------	--

<b>Concepts</b>	Policy
-----------------	--------

Value	Label	Cases	Percentage
1	Strongly agree	146	6.8%
2	Somewhat agree	397	18.4%
3	Either or	194	9.0%
4	Somewhat disagree	636	29.4%
5	Strongly disagree	432	20.0%
8	Don't know, won't answer	356	16.5%
Sysmiss		19	

*Warning: these figures indicate the number of cases found in the data file. They cannot be interpreted as summary statistics of the population of interest.*

### # V339: Politics little importance to me

<b>Information</b>	[Type= discrete] [Format=numeric] [Range= 1-8] [Missing=*]
--------------------	--

<b>Statistics [NW/ W]</b>	[Valid=2161 /-] [Invalid=19 /-]
---------------------------	---------------------------------

<b>Literal question</b>	We have some more statements about politics. Are you strongly agree, somewhat agree, somewhat disagree or strongly disagree ...  ... C. What happens in politics rarely has any significance to me.
-------------------------	---

<b>Concepts</b>	Policy
-----------------	--------

Value	Label	Cases	Percentage
1	Strongly agree	185	8.6%
2	Somewhat agree	420	19.4%
3	Either or	247	11.4%
4	Somewhat disagree	654	30.3%
5	Strongly disagree	565	26.1%
8	Don't know, won't answer	90	4.2%
Sysmiss		19	

*Warning: these figures indicate the number of cases found in the data file. They cannot be interpreted as summary statistics of the population of interest.*

### # V340: Industry to secure growth

<b>Information</b>	[Type= discrete] [Format=numeric] [Range= 1-8] [Missing=*]
--------------------	--

<b>Statistics [NW/ W]</b>	[Valid=2156 /-] [Invalid=24 /-]
---------------------------	---------------------------------

<b>Literal question</b>	We have some more statements about politics. Are you strongly agree, somewhat agree, somewhat disagree or strongly disagree ...  ... D. To safeguard economic growth, we still need industrial development, even though this were to come in conflict with nature conservation interests.
-------------------------	---

<b>Concepts</b>	Policy, Industries
-----------------	--------------------

Value	Label	Cases	Percentage
1	Strongly agree	366	17.0%
2	Somewhat agree	701	32.5%
3	Either or	316	14.7%
4	Somewhat disagree	373	17.3%
5	Strongly disagree	201	9.3%
8	Don't know, won't answer	199	9.2%

<b># V340: Industry to secure growth</b>			
<b>Value</b>	<b>Label</b>	<b>Cases</b>	<b>Percentage</b>
Sysmiss		24	
<i>Warning: these figures indicate the number of cases found in the data file. They cannot be interpreted as summary statistics of the population of interest.</i>			
<b># V341: Employment safe through state control</b>			
<b>Information</b>	[Type= discrete] [Format=numeric] [Range= 1-8] [Missing=*]		
<b>Statistics [NW/ W]</b>	[Valid=2158 /-] [Invalid=22 /-]		
<b>Literal question</b>	<p>We have some more statements about politics. Are you strongly agree, somewhat agree, somewhat disagree or strongly disagree ...</p> <p>... E. Full employment can more easily be secured if the state more leverage over banks and industries.</p>		
<b>Concepts</b>	Policy, Employment		
<b>Value</b>	<b>Label</b>	<b>Cases</b>	<b>Percentage</b>
1	Strongly agree	202	9.4%
2	Somewhat agree	366	17.0%
3	Either or	152	7.0%
4	Somewhat disagree	458	21.2%
5	Strongly disagree	545	25.3%
8	Don't know, won't answer	435	20.2%
Sysmiss		22	
<i>Warning: these figures indicate the number of cases found in the data file. They cannot be interpreted as summary statistics of the population of interest.</i>			
<b># V342: Policy for complicated for ordinary people</b>			
<b>Information</b>	[Type= discrete] [Format=numeric] [Range= 1-8] [Missing=*]		
<b>Statistics [NW/ W]</b>	[Valid=2159 /-] [Invalid=21 /-]		
<b>Literal question</b>	<p>We have some more statements about politics. Are you strongly agree, somewhat agree, somewhat disagree or strongly disagree ...</p> <p>... F. Politics is often so complicated that ordinary people can not understand what it's about.</p>		
<b>Concepts</b>	Policy		
<b>Value</b>	<b>Label</b>	<b>Cases</b>	<b>Percentage</b>
1	Strongly agree	552	25.6%
2	Somewhat agree	620	28.7%
3	Either or	254	11.8%
4	Somewhat disagree	418	19.4%
5	Strongly disagree	246	11.4%
8	Don't know, won't answer	69	3.2%
Sysmiss		21	
<i>Warning: these figures indicate the number of cases found in the data file. They cannot be interpreted as summary statistics of the population of interest.</i>			
<b># V343: Vote, but otherwise do little</b>			
<b>Information</b>	[Type= discrete] [Format=numeric] [Range= 1-8] [Missing=*]		
<b>Statistics [NW/ W]</b>	[Valid=2160 /-] [Invalid=20 /-]		
<b>Literal question</b>	<p>We have some more statements about politics. Are you strongly agree, somewhat agree, somewhat disagree or strongly disagree ...</p> <p>... G. People like me can vote, but we can not do anything else to affect policy.</p>		
<b>Concepts</b>	Policy, Voting		

### # V343: Vote, but otherwise do little

Value	Label	Cases	Percentage
1	Strongly agree	469	21.7%
2	Somewhat agree	454	21.0%
3	Either or	158	7.3%
4	Somewhat disagree	545	25.2%
5	Strongly disagree	439	20.3%
8	Don't know, won't answer	95	4.4%
Sysmiss		20	

Warning: these figures indicate the number of cases found in the data file. They cannot be interpreted as summary statistics of the population of interest.

### # V344: Electoral alliances in the R's county 85

<b>Information</b>	[Type= discrete] [Format=numeric] [Range= 1-8] [Missing=*]
<b>Statistics [NW/ W]</b>	[Valid=2162 /-] [Invalid=18 /-]
<b>Literal question</b>	Do you know if it was used so-called list associations between several parties in this year's election in _____ County?
<b>Post-question</b>	If option 1 go to v345. If option 2 or 8 go to v347.
<b>Concepts</b>	Policy

Value	Label	Cases	Percentage
1	Yes, list associations were used	900	41.6%
2	No, list associations were not used	318	14.7%
8	Don't know, in doubt	944	43.7%
Sysmiss		18	

Warning: these figures indicate the number of cases found in the data file. They cannot be interpreted as summary statistics of the population of interest.

### # V345: parties in the electoral alliances 85

<b>Information</b>	[Type= discrete] [Format=numeric] [Range= 0-99] [Missing=*]
<b>Statistics [NW/ W]</b>	[Valid=2180 /-] [Invalid=0 /-]
<b>Literal question</b>	Which parties participated in the list associations in your county?
<b>Concepts</b>	Policy

Value	Label	Cases	Percentage
0	Other parties, please specify	2	0.1%
10	The norwegian labour party (dna)	17	0.8%
11	The liberal people's party (dlf)	185	8.5%
12	The progress party (frp)	12	0.6%
13	The conservative party (h)	89	4.1%
14	The christian democratic party (krf)	389	17.8%
15	The norwegian communist party (nkp)	0	
16	Red electoral alliance (akp (m-l))	0	
17	The centre (agrarian) party (sp)	9	0.4%
18	Socialist left party (sv)	2	0.1%
19	The liberal party (v)	0	
20	Other parties	0	
40	Did not vote	0	
50	Not party	0	
80	Don't know	191	8.8%
88	Unanswered	1279	58.7%

### # V345: parties in the electoral alliances 85

Value	Label	Cases	Percentage
99	Won't answer	5	0.2%

*Warning: these figures indicate the number of cases found in the data file. They cannot be interpreted as summary statistics of the population of interest.*

### # V347: Opinions on the electoral alliances

<b>Information</b>	[Type= discrete] [Format=numeric] [Range= 1-8] [Missing=*]
<b>Statistics [NW/ W]</b>	[Valid=2163 /-] [Invalid=17 /-]
<b>Literal question</b>	How do you see the arrangement with list associations, are you for or against maintaining this arrangement at future elections?
<b>Concepts</b>	Policy

Value	Label	Cases	Percentage
1	Yes, I would maintain the arrangement	654	30.2%
2	Either or, depends	298	13.8%
5	No, I would abolish the arrangement	584	27.0%
8	Vet ikke	627	29.0%
Sysmiss		17	

*Warning: these figures indicate the number of cases found in the data file. They cannot be interpreted as summary statistics of the population of interest.*

### # V380: Trouble deciding?

<b>Information</b>	[Type= discrete] [Format=numeric] [Range= 1-8] [Missing=*]
<b>Statistics [NW/ W]</b>	[Valid=2165 /-] [Invalid=15 /-]
<b>Literal question</b>	Many say it was very easy to decide the party one would vote for in this election, while others find it very difficult. How was it with you, did you think it was very easy, fairly easy, fairly difficult or very difficult?
<b>Interviewer's instructions</b>	If options 1-5 go to v381. If option 6 go to v390. If option 8 go to v381.
<b>Concepts</b>	Policy

Value	Label	Cases	Percentage
1	Very easy	1006	46.5%
2	Fairly easy	586	27.1%
4	Fairly difficult	352	16.3%
5	Very difficult	130	6.0%
6	Did not vote	79	3.6%
7	Don't know	0	
8	Don't know, can't say	12	0.6%
Sysmiss		15	

*Warning: these figures indicate the number of cases found in the data file. They cannot be interpreted as summary statistics of the population of interest.*

### # V381: Decision time

<b>Information</b>	[Type= discrete] [Format=numeric] [Range= 1-8] [Missing=*]
<b>Statistics [NW/ W]</b>	[Valid=2083 /-] [Invalid=97 /-]
<b>Literal question</b>	When was it that you decided to vote for the party you chose - it was long before the campaign began, it was during the campaign, or was it just before election day?
<b>Interviewer's instructions</b>	If option 4 go to v390. If the other options go to v382.
<b>Concepts</b>	Policy

Value	Label	Cases	Percentage
1	Long before the campaign began	1607	77.1%



<b># V381: Decision time</b>			
Value	Label	Cases	Percentage
2	During the campaign	179	8.6%
3	Just before election day	252	12.1%
4	Did not vote	35	1.7%
8	Don't know, can't say	10	0.5%
Sysmiss		97	
<i>Warning: these figures indicate the number of cases found in the data file. They cannot be interpreted as summary statistics of the population of interest.</i>			
<b># V382: Did you vote in the elections this fall?</b>			
<b>Information</b>	[Type= discrete] [Format=numeric] [Range= 1-8] [Missing=*]		
<b>Statistics [NW/ W]</b>	[Valid=2050 /-] [Invalid=130 /-]		
<b>Literal question</b>	Did you vote in the elections this fall?		
<b>Interviewer's instructions</b>	If option 1 go to v383. If option 2 go to v390. If option 8 go to v394.		
<b>Concepts</b>	Policy, Voting		
Value	Label	Cases	Percentage
1	Yes	1996	97.4%
2	No	52	2.5%
8	Won't answer	2	0.1%
Sysmiss		130	
<i>Warning: these figures indicate the number of cases found in the data file. They cannot be interpreted as summary statistics of the population of interest.</i>			
<b># V383: Voting, party, 1985</b>			
<b>Information</b>	[Type= discrete] [Format=numeric] [Range= 0-99] [Missing=*]		
<b>Statistics [NW/ W]</b>	[Valid=2180 /-] [Invalid=0 /-]		
<b>Literal question</b>	Which party or which list did you vote for?		
<b>Interviewer's instructions</b>	If option 99 go to v394. If the other options go to v385.		
<b>Concepts</b>	Policy, Voting		
Value	Label	Cases	Percentage
0	Other parties, please specify	7	0.3%
10	The norwegian labour party (dna)	737	33.8%
11	The liberal people's party (dlf)	8	0.4%
12	The progress party (frp)	69	3.2%
13	The conservative party (h)	596	27.3%
14	The christian democratic party (krf)	187	8.6%
15	The norwegian communist party (nkp)	1	0.0%
16	Red electoral alliance (akp (m-l))	11	0.5%
17	The centre (agrarian) party (sp)	134	6.1%
18	Socialist left party (sv)	111	5.1%
19	The liberal party (v)	71	3.3%
88	Did not vote	184	8.4%
99	Won't answer	64	2.9%
<i>Warning: these figures indicate the number of cases found in the data file. They cannot be interpreted as summary statistics of the population of interest.</i>			
<b># V385: Other voting without electoral alliance?</b>			
<b>Information</b>	[Type= discrete] [Format=numeric] [Range= 1-8] [Missing=*]		

<b># V385: Other voting without electoral alliance?</b>			
<b>Statistics [NW/ W]</b>	[Valid=787 /-] [Invalid=1393 /-]		
<b>Pre-question</b>	Asked to respondents who voted in the last election and who answered yes (code 1) questions 77a. For other (matching) go to question 83c		
<b>Literal question</b>	Would have been different if it had not been association lists?		
<b>Interviewer's instructions</b>	If option 1 go to v386. If option 2 or 8 go to v388.		
<b>Concepts</b>	Policy, Voting		
<b>Value</b>	<b>Label</b>	<b>Cases</b>	<b>Percentage</b>
1	Yes	20	2.5%
2	No	753	95.7%
8	Don't know, won't answer	14	1.8%
Sysmiss		1393	
<i>Warning: these figures indicate the number of cases found in the data file. They cannot be interpreted as summary statistics of the population of interest.</i>			
<b># V386: Party preference if no electoral alliance</b>			
<b>Information</b>	[Type= discrete] [Format=numeric] [Range= 0-99] [Missing=*]		
<b>Statistics [NW/ W]</b>	[Valid=2180 /-] [Invalid=0 /-]		
<b>Literal question</b>	Which party would you vote for if there had not been association lists?		
<b>Concepts</b>	Policy, Political parties		
<b>Value</b>	<b>Label</b>	<b>Cases</b>	<b>Percentage</b>
0	Other parties, please specify	1	0.0%
10	The norwegian labour party (dna)	13	0.6%
11	The liberal people's party (dlf)	0	
12	The progress party (frp)	0	
13	The conservative party (h)	11	0.5%
14	The christian democratic party (krf)	5	0.2%
15	The norwegian communist party (nkp)	0	
16	Red electoral alliance (akp (m-l))	0	
17	The centre (agrarian) party (sp)	6	0.3%
18	Socialist left party (sv)	5	0.2%
19	The liberal party (v)	1	0.0%
20	Other parties	0	
40	Did not vote	0	
50	Not party	0	
80	Don't know	0	
88	Unanswered	2135	97.9%
99	Won't answer	3	0.1%
<i>Warning: these figures indicate the number of cases found in the data file. They cannot be interpreted as summary statistics of the population of interest.</i>			
<b># V388: Other party preference 1985</b>			
<b>Information</b>	[Type= discrete] [Format=numeric] [Range= 0-99] [Missing=*]		
<b>Statistics [NW/ W]</b>	[Valid=1927 /-] [Invalid=253 /-]		
<b>Literal question</b>	If we disregard the party you voted for this autumn, which party do you like second best?		
<b>Concepts</b>	Policy, Political parties		
<b>Value</b>	<b>Label</b>	<b>Cases</b>	<b>Percentage</b>
0	Other parties	0	

### # V388: Other party preference 1985

Value	Label	Cases	Percentage
10	The norwegian labour party (dna)	237	12.3%
11	The liberal people's party (dlf)	24	1.2%
12	The progress party (frp)	148	7.7%
13	The conservative party (h)	235	12.2%
14	The christian democratic party (krf)	169	8.8%
15	Red electoral alliance (akp (m-l))	2	0.1%
16	The centre (agrarian) party (sp)	277	14.4%
17	Socialist left party (sv)	392	20.3%
18	The liberal party (v)	131	6.8%
19	The liberal party	0	
20	Other parties	0	
40	Other, please specify	29	1.5%
50	Not party	0	
80	Don't know, won't answer	283	14.7%
88	Unanswered	0	
99	Won't answer	0	
Sysmiss		253	

Warning: these figures indicate the number of cases found in the data file. They cannot be interpreted as summary statistics of the population of interest.

### # V390: Voting, party, 1981

<b>Information</b>	[Type= discrete] [Format=numeric] [Range= 0-99] [Missing=*]
<b>Statistics [NW/ W]</b>	[Valid=2093 /-] [Invalid=87 /-]
<b>Literal question</b>	And so to the previous elections. How did you vote at the general election in 1981?
<b>Interviewer's instructions</b>	If option 20 go to v392. If the other options go to v394.
<b>Concepts</b>	Policy, Political parties, Voting

Value	Label	Cases	Percentage
10	The norwegian labour party (dna)	659	31.5%
11	The liberal people's party (dlf)	7	0.3%
12	The progress party (frp)	65	3.1%
13	The conservative party (h)	540	25.8%
14	The christian democratic party (krf)	169	8.1%
15	Red electoral alliance (akp (m-l))	8	0.4%
16	The centre (agrarian) party (sp)	109	5.2%
17	Socialist left party (sv)	95	4.5%
18	The liberal party (v)	54	2.6%
19	The liberal party	0	
20	Joint list v/krf/sp/dlf/h	3	0.1%
30	Other parties, please specify	4	0.2%
40	Did not have the right to vote	170	8.1%
50	Did not have the opportunity to vote, for example absent	19	0.9%
60	Did not vote (for other reasons)	166	7.9%
80	Don't know, won't answer	25	1.2%
88	Unanswered	0	
99	Won't answer	0	

### # V390: Voting, party, 1981

Value	Label	Cases	Percentage
Systemmiss		87	

*Warning: these figures indicate the number of cases found in the data file. They cannot be interpreted as summary statistics of the population of interest.*

### # V392: Party preferences 1981 if no joint list

<b>Information</b>	[Type= discrete] [Format=numeric] [Range= 0-99] [Missing=*]
<b>Statistics [NW/ W]</b>	[Valid=2180 /-] [Invalid=0 /-]
<b>Literal question</b>	If the parties on the joint lists had separate and their own lists which of the parties on the joint list would you have voted for in 1981?
<b>Concepts</b>	Policy, Political parties

Value	Label	Cases	Percentage
0	Would not have voted	0	
10	Dna	0	
11	Dlf	0	
12	Frp	0	
13	H	0	
14	Krf	0	
15	Nkp	0	
16	Rv	0	
17	Sp	2	0.1%
18	V	1	0.0%
19	Left	0	
20	Other parties	0	
33	None of the parties on the join lists	0	
40	Did not have the right to vote	0	
50	Not party	0	
80	Don't know	0	
88	Unanswered	2176	99.8%
99	Don't know, won't answer	1	0.0%

*Warning: these figures indicate the number of cases found in the data file. They cannot be interpreted as summary statistics of the population of interest.*

### # V394: Marital status










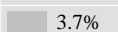





<b>Information</b>	[Type= discrete] [Format=numeric] [Range= 1-5] [Missing=*]
<b>Statistics [NW/ W]</b>	[Valid=2164 /-] [Invalid=16 /-]
<b>Literal question</b>	Are you single, married, cohabiting, widow / widower or separated / divorced?
<b>Concepts</b>	Marital status

Value	Label	Cases	Percentage
1	Single	403	18.6%
2	Married	1404	64.9%
3	Cohabiting	168	7.8%
4	Widow/widower	109	5.0%
5	Separated/divorced	80	3.7%
Systemmiss		16	

*Warning: these figures indicate the number of cases found in the data file. They cannot be interpreted as summary statistics of the population of interest.*

### # V395: Number of children under 16

<b>Information</b>	[Type= continuous] [Format=numeric] [Range= 0-7] [Missing=*]
--------------------	--

<b># V395: Number of children under 16</b>			
<b>Statistics [NW/ W]</b>	[Valid=2146 /-] [Invalid=34 /-]		
<b>Literal question</b>	How many children under 16 are there in the household?		
<b>Concepts</b>	Children		
<b># V396: Know the spouse / cohabitant voting</b>			
<b>Information</b>	[Type= discrete] [Format=numeric] [Range= 1-3] [Missing=*]		
<b>Statistics [NW/ W]</b>	[Valid=1565 /-] [Invalid=615 /-]		
<b>Pre-question</b>	Asked to married / cohabiting.		
<b>Literal question</b>	Do you know how your spouse / cohabitant voted in the election this fall?		
<b>Interviewer's instructions</b>	If options 1 and 2 go to v397. If option 3 go to the V399.		
<b>Concepts</b>	Marital status, Voting		
<b>Value</b>	<b>Label</b>	<b>Cases</b>	<b>Percentage</b>
1	Yes	1138	 72.7%
2	In doubt	82	 5.2%
3	No	345	 22.0%
Sysmiss		615	
<i>Warning: these figures indicate the number of cases found in the data file. They cannot be interpreted as summary statistics of the population of interest.</i>			
<b># V397: Spouse / cohabitant voting</b>			
<b>Information</b>	[Type= discrete] [Format=numeric] [Range= 0-99] [Missing=*]		
<b>Statistics [NW/ W]</b>	[Valid=1220 /-] [Invalid=960 /-]		
<b>Pre-question</b>	Asked to married / cohabiting.		
<b>Literal question</b>	Which party voted he / she? (do you think he / she voted for).		
<b>Concepts</b>	Marital status, Voting		
<b>Value</b>	<b>Label</b>	<b>Cases</b>	<b>Percentage</b>
0	Other parties	0	
10	The norwegian labour party (dna)	433	 35.5%
11	The liberal people's party (dlf)	7	 0.6%
12	The progress party (frp)	32	 2.6%
13	The conservative party (h)	327	 26.8%
14	The christian democratic party (krf)	105	 8.6%
15	Red electoral alliance (akp (m-l))	3	 0.2%
16	The centre (agrarian) party (sp)	68	 5.6%
17	Socialist left party (sv)	45	 3.7%
18	The liberal party (v)	36	 3.0%
19	The liberal party	0	
20	Other parties	0	
40	Other, please specify	5	 0.4%
50	Did not vote	69	 5.7%
80	Won't answer, don't know	90	 7.4%
88	Unanswered	0	
99	Won't answer	0	
Sysmiss		960	
<i>Warning: these figures indicate the number of cases found in the data file. They cannot be interpreted as summary statistics of the population of interest.</i>			

<b># V399: Political interest</b>			
<b>Information</b>	[Type= discrete] [Format=numeric] [Range= 1-8] [Missing=*]		
<b>Statistics [NW/ W]</b>	[Valid=2163 /-] [Invalid=17 /-]		
<b>Literal question</b>	Many people are interested in politics constantly whether it is an election year or not, while others are less interested. How regularly will you say that you're updating yourself on what's happening in the political sphere, you say all the time, part of the time or only occasionally?		
<b>Concepts</b>	Political interest		
<b>Value</b>	<b>Label</b>	<b>Cases</b>	<b>Percentage</b>
1	All the time	633	29.3%
3	Part of the time	723	33.4%
5	Occasionally	775	35.8%
8	Don't know, can't say	32	1.5%
Sysmiss		17	
<i>Warning: these figures indicate the number of cases found in the data file. They cannot be interpreted as summary statistics of the population of interest.</i>			
<b># V400: Do you belong to any class?</b>			
<b>Information</b>	[Type= discrete] [Format=numeric] [Range= 1-3] [Missing=*]		
<b>Statistics [NW/ W]</b>	[Valid=2157 /-] [Invalid=23 /-]		
<b>Literal question</b>	There is so much talk about different social classes. Most people say they belong to one of two classes: either the working class or middle class. Do you ever think of yourself as a member of one of these classes?		
<b>Interviewer's instructions</b>	If option 1 go to V401. If options 2 or 3 go to the V402.		
<b>Concepts</b>	Social class		
<b>Value</b>	<b>Label</b>	<b>Cases</b>	<b>Percentage</b>
1	Yes	793	36.8%
2	In doubt	110	5.1%
3	No	1254	58.1%
Sysmiss		23	
<i>Warning: these figures indicate the number of cases found in the data file. They cannot be interpreted as summary statistics of the population of interest.</i>			
<b># V401: Active subjective social class</b>			
<b>Information</b>	[Type= discrete] [Format=numeric] [Range= 1-8] [Missing=*]		
<b>Statistics [NW/ W]</b>	[Valid=797 /-] [Invalid=1383 /-]		
<b>Literal question</b>	There is so much talk about different social classes. Most people say they belong to one of two classes: either the working class or middle class. Which class?		
<b>Concepts</b>	Social class		
<b>Value</b>	<b>Label</b>	<b>Cases</b>	<b>Percentage</b>
1	Working class	493	61.9%
2	Middle class	299	37.5%
8	Won't answer	5	0.6%
Sysmiss		1383	
<i>Warning: these figures indicate the number of cases found in the data file. They cannot be interpreted as summary statistics of the population of interest.</i>			
<b># V402: Passive subjective social class</b>			
<b>Information</b>	[Type= discrete] [Format=numeric] [Range= 1-8] [Missing=*]		
<b>Statistics [NW/ W]</b>	[Valid=1360 /-] [Invalid=820 /-]		
<b>Literal question</b>	If you had to choose, would you say you were closest to belong in the working class or middle class?		
<b>Concepts</b>	Social class		

<b># V402: Passive subjective social class</b>			
Value	Label	Cases	Percentage
1	Working class	504	37.1%
2	Middle class	500	36.8%
8	Won't answer	356	26.2%
Sysmiss		820	
<i>Warning: these figures indicate the number of cases found in the data file. They cannot be interpreted as summary statistics of the population of interest.</i>			
<b># V403: Paid work?</b>			
<b>Information</b>	[Type= discrete] [Format=numeric] [Range= 1-8] [Missing=*]		
<b>Statistics [NW/ W]</b>	[Valid=2170 /-] [Invalid=10 /-]		
<b>Pre-question</b>	Background Information. Finally we have some questions to provide background information for the study.		
<b>Literal question</b>	Do you currently have any paid work of at least one hour per week?		
<b>Post-question</b>	As paid work we also consider family workers without fixed wages on farms, in business and in the family business otherwise.		
<b>Concepts</b>	Labour and employment, Income		
Value	Label	Cases	Percentage
1	Yes	1499	69.1%
2	No	671	30.9%
8	Don't know.	0	
Sysmiss		10	
<i>Warning: these figures indicate the number of cases found in the data file. They cannot be interpreted as summary statistics of the population of interest.</i>			
<b># V408: Gross working hours per week</b>			
<b>Information</b>	[Type= continuous] [Format=numeric] [Range= 1-70] [Missing=*]		
<b>Statistics [NW/ W]</b>	[Valid=1440 /-] [Invalid=740 /-]		
<b>Literal question</b>	How many hours do you work per week usually in this profession? Include also paid overtime and extra work at home in connection with this work?		
<b>Concepts</b>	Labour and employment, Working time		
<b># V410: Highly varying working hours</b>			
<b>Information</b>	[Type= discrete] [Format=numeric] [Range= 1-1] [Missing=*]		
<b>Statistics [NW/ W]</b>	[Valid=259 /-] [Invalid=1921 /-]		
<b>Literal question</b>	If respondent has highly variable working hours per week, make an estimate of the average working hours per week and tick here.		
<b>Concepts</b>	Labour and employment, Working time		
Value	Label	Cases	Percentage
1	Higly variable working hours	259	100.0%
Sysmiss		1921	
<i>Warning: these figures indicate the number of cases found in the data file. They cannot be interpreted as summary statistics of the population of interest.</i>			
<b># V411: Industry</b>			
<b>Information</b>	[Type= discrete] [Format=numeric] [Range= 0-9] [Missing=*]		
<b>Statistics [NW/ W]</b>	[Valid=1495 /-] [Invalid=685 /-]		
<b>Literal question</b>	Can you tell which of the industries on this card you work in?		
<b>Concepts</b>	Labour and employment, Occupations		
Value	Label	Cases	Percentage
0	Other, please specify	98	6.6%

# V411: Industry			
Value	Label	Cases	Percentage
1	Agriculture, forestry, horticulture	114	7.6%
2	Fishing	14	0.9%
3	Crafts, manufacturing, mining, construction	426	28.5%
4	Trade, banking, insurance	225	15.1%
5	Private service sector. Eg hotel, restaurant, hairdressing, cleaning	119	8.0%
6	Air, sea and land transport, postal, telegraph, telephone	71	4.7%
7	Public administration in the municipality, county or state	113	7.6%
8	Teaching, research	90	6.0%
9	Public services, police, defense, healthcare, churches	225	15.1%
Sysmiss		685	
<i>Warning: these figures indicate the number of cases found in the data file. They cannot be interpreted as summary statistics of the population of interest.</i>			
# V412: Position			
<b>Information</b>	[Type= discrete] [Format=numeric] [Range= 0-9] [Missing=*]		
<b>Statistics [NW/ W]</b>	[Valid=1487 /-] [Invalid=693 /-]		
<b>Literal question</b>	Can you tell which of the positions on this card best suits the job you have?		
<b>Concepts</b>	Labour and employment, Occupations		
Value	Label	Cases	Percentage
0	Other, please specify	74	5.0%
1	Apprentice, trainee	26	1.7%
2	Regular labourer	345	23.2%
3	Skilled Worker (skilled), Chairman	197	13.2%
4	Subordinate officials, shop, warehouse, office, public services	315	21.2%
5	Technician, engineer	83	5.6%
6	Officials of another kind (trained/educated official not including technician, eg teacher)	153	10.3%
7	High position in the public or private sector	146	9.8%
8	Owner of business (including agriculture)	119	8.0%
9	Person in free position (eg, lawyer, dentist, artist, etc.)	29	2.0%
Sysmiss		693	
<i>Warning: these figures indicate the number of cases found in the data file. They cannot be interpreted as summary statistics of the population of interest.</i>			
# V413: Schedule / regulate own work			
<b>Information</b>	[Type= discrete] [Format=numeric] [Range= 1-8] [Missing=*]		
<b>Statistics [NW/ W]</b>	[Valid=1494 /-] [Invalid=686 /-]		
<b>Literal question</b>	To what extent would you say that you can plan and control your work, would you say to a large extent, to some extent, to a small extent or not at all?		
<b>Concepts</b>	Labour and employment		
Value	Label	Cases	Percentage
1	Large extent	581	38.9%
2	Some extent	541	36.2%
3	Small extent	266	17.8%
4	Not at all	103	6.9%
5	Don't know	0	
8	Don't know	3	0.2%
Sysmiss		686	



<b># V413: Schedule / regulate own work</b>			
<i>Warning: these figures indicate the number of cases found in the data file. They cannot be interpreted as summary statistics of the population of interest.</i>			
<b># V414: Manage the work of others 85</b>			
<b>Information</b>	[Type= discrete] [Format=numeric] [Range= 1-8] [Missing=*]		
<b>Statistics [NW/ W]</b>	[Valid=1483 /-] [Invalid=697 /-]		
<b>Literal question</b>	Do you have tasks which consists in directing the work of others?		
<b>Concepts</b>	Labour and employment		
<b>Value</b>	<b>Label</b>	<b>Cases</b>	<b>Percentage</b>
1	Yes	649	43.8%
2	No	834	56.2%
8	Don't know	0	
Sysmiss		697	
<i>Warning: these figures indicate the number of cases found in the data file. They cannot be interpreted as summary statistics of the population of interest.</i>			
<b># V415: Work in main occupation as</b>			
<b>Information</b>	[Type= discrete] [Format=numeric] [Range= 1-4] [Missing=*]		
<b>Statistics [NW/ W]</b>	[Valid=1500 /-] [Invalid=680 /-]		
<b>Literal question</b>	Do you work in your main occupation as an employee, an independent with hired help, as an independent without hired help or as a family member without a fixed salary?		
<b>Interviewer's instructions</b>	If option 1 go to v416. If option 2 go to v417.		
<b>Concepts</b>	Labour and employment		
<b>Value</b>	<b>Label</b>	<b>Cases</b>	<b>Percentage</b>
1	Employee	1272	84.8%
2	Independent with hired help	95	6.3%
3	Independent without hired help	99	6.6%
4	Family member	34	2.3%
Sysmiss		680	
<i>Warning: these figures indicate the number of cases found in the data file. They cannot be interpreted as summary statistics of the population of interest.</i>			
<b># V416: Type of business</b>			
<b>Information</b>	[Type= discrete] [Format=numeric] [Range= 1-7] [Missing=*]		
<b>Statistics [NW/ W]</b>	[Valid=1271 /-] [Invalid=909 /-]		
<b>Literal question</b>	Is the business private, public or affiliated with an organization, eg. cooperative?		
<b>Concepts</b>	Labour and employment		
<b>Value</b>	<b>Label</b>	<b>Cases</b>	<b>Percentage</b>
1	Private	665	52.3%
2	Public	505	39.7%
3	Associated with an organization, please specify	68	5.4%
4	Other	0	
7	Other, please specify	33	2.6%
Sysmiss		909	
<i>Warning: these figures indicate the number of cases found in the data file. They cannot be interpreted as summary statistics of the population of interest.</i>			

<b># V417: Number of employees in company</b>			
<b>Information</b>	[Type= discrete] [Format=numeric] [Range= 1-8] [Missing=*]		
<b>Statistics [NW/ W]</b>	[Valid=1369 /-] [Invalid=811 /-]		
<b>Literal question</b>	How many employees are there in the company where you work?		
<b>Interviewer's instructions</b>	After this question is black go to the interview instructions for v436		
<b>Concepts</b>	Labour and employment		
<b>Value</b>	<b>Label</b>	<b>Cases</b>	<b>Percentage</b>
1	Less than 5 employees	181	13.2%
2	5-9 employees	138	10.1%
3	10-19 employees	158	11.5%
4	20-49 employees	234	17.1%
5	50-99 employees	141	10.3%
6	100-499 employees	248	18.1%
7	500 or more employees	214	15.6%
8	Don't know/can't say	55	4.0%
Sysmiss		811	
<i>Warning: these figures indicate the number of cases found in the data file. They cannot be interpreted as summary statistics of the population of interest.</i>			
<b># V418: Source of livelihood</b>			
<b>Information</b>	[Type= discrete] [Format=numeric] [Range= 1-7] [Missing=*]		
<b>Statistics [NW/ W]</b>	[Valid=667 /-] [Invalid=1513 /-]		
<b>Literal question</b>	What are your main activity or source of livelihood?		
<b>Post-question</b>	Disabled grouped in retirement benefit.		
<b>Interviewer's instructions</b>	If option 2 go to v419. If the other options do as after v416.		
<b>Concepts</b>	Labour and employment		
<b>Value</b>	<b>Label</b>	<b>Cases</b>	<b>Percentage</b>
1	Pupil, student	83	12.4%
2	Pensioners, retirement benefits	350	52.5%
3	Housework at home	189	28.3%
4	Other	0	
7	Other, please specify	45	6.7%
Sysmiss		1513	
<i>Warning: these figures indicate the number of cases found in the data file. They cannot be interpreted as summary statistics of the population of interest.</i>			
<b># V419: Work until retirement, pension?</b>			
<b>Information</b>	[Type= discrete] [Format=numeric] [Range= 1-8] [Missing=*]		
<b>Statistics [NW/ W]</b>	[Valid=352 /-] [Invalid=1828 /-]		
<b>Literal question</b>	Did you have paid work until the time you began to receive pension / annuity?		
<b>Interviewer's instructions</b>	If option 1 go to v424. If the other options do as after v416.		
<b>Concepts</b>	Labour and employment		
<b>Value</b>	<b>Label</b>	<b>Cases</b>	<b>Percentage</b>
1	Yes	257	73.0%
2	No	95	27.0%
8	Don't know	0	

<b># V419: Work until retirement, pension?</b>			
Value	Label	Cases	Percentage
Sysmiss		1828	
<i>Warning: these figures indicate the number of cases found in the data file. They cannot be interpreted as summary statistics of the population of interest.</i>			
<b># V424: Gross working hours per week</b>			
<b>Information</b>	[Type= continuous] [Format=numeric] [Range= 1-70] [Missing=*]		
<b>Statistics [NW/ W]</b>	[Valid=231 /-] [Invalid=1949 /-]		
<b>Literal question</b>	How many hours did you usually work per week in this profession?		
<b>Concepts</b>	Labour and employment		
<b># V426: Highly varying working hours</b>			
<b>Information</b>	[Type= discrete] [Format=numeric] [Range= 1-1] [Missing=*]		
<b>Statistics [NW/ W]</b>	[Valid=55 /-] [Invalid=2125 /-]		
<b>Literal question</b>	If respondent had highly varying working hours per week, make an estimate of the average working hours per week and check here.		
<b>Concepts</b>	Labour and employment		
Value	Label	Cases	Percentage
1	Highly varying working hours	55	100.0%
Sysmiss		2125	
<i>Warning: these figures indicate the number of cases found in the data file. They cannot be interpreted as summary statistics of the population of interest.</i>			
<b># V430: Industry</b>			
<b>Information</b>	[Type= discrete] [Format=numeric] [Range= 0-9] [Missing=*]		
<b>Statistics [NW/ W]</b>	[Valid=252 /-] [Invalid=1928 /-]		
<b>Literal question</b>	Can you tell which of these industries you worked in?		
<b>Concepts</b>	Labour and employment, Occupations		
Value	Label	Cases	Percentage
0	Other, please specify	13	5.2%
1	Agriculture, forestry, horticulture	27	10.7%
2	Fishing	7	2.8%
3	Crafts, manufacturing, mining, construction	91	36.1%
4	Trade, banking, insurance	36	14.3%
5	Private service sector. Eg hotel, restaurant, hairdressing, cleaning	14	5.6%
6	Air, sea and land transport, postal, telegraph, telephone	20	7.9%
7	Public administration in the municipality, county or state	16	6.3%
8	Teaching, research	6	2.4%
9	Public services, police, defense, healthcare, churches	22	8.7%
Sysmiss		1928	
<i>Warning: these figures indicate the number of cases found in the data file. They cannot be interpreted as summary statistics of the population of interest.</i>			
<b># V431: Position</b>			
<b>Information</b>	[Type= discrete] [Format=numeric] [Range= 0-9] [Missing=*]		
<b>Statistics [NW/ W]</b>	[Valid=249 /-] [Invalid=1931 /-]		
<b>Literal question</b>	Can you tell which of these employment terms that matches the position you had?		
<b>Concepts</b>	Labour and employment, Occupations		

**# V431: Position**

Value	Label	Cases	Percentage
0	Other, please specify	12	4.8%
1	Apprentice, trainee	0	
2	Regular labourer	94	37.8%
3	Skilled Worker (skilled), Chairman	40	16.1%
4	Subordinate officials, shop, warehouse, office, public services	40	16.1%
5	Technician, engineer	3	1.2%
6	Officials of another kind (trained/educated official not including technician, eg teacher)	9	3.6%
7	High position in the public or private sector	16	6.4%
8	Owner of business (including agriculture)	31	12.4%
9	Person in free position (eg, lawyer, dentist, artist, etc.)	4	1.6%
Sysmiss		1931	

Warning: these figures indicate the number of cases found in the data file. They cannot be interpreted as summary statistics of the population of interest.

**# V432: Schedule / regulate own work**

<b>Information</b>	[Type= discrete] [Format=numeric] [Range= 1-8] [Missing=*]
<b>Statistics [NW/ W]</b>	[Valid=251 /-] [Invalid=1929 /-]
<b>Literal question</b>	To what extent would you say that you could plan and control your work, would you say to a large extent, to some extent, to a small extent or not at all?
<b>Concepts</b>	Labour and employment

Value	Label	Cases	Percentage
1	Large extent	83	33.1%
2	Some extent	72	28.7%
3	Small extent	58	23.1%
4	Not at all	36	14.3%
5	Don't know	0	
8	Don't know	2	0.8%
Sysmiss		1929	

Warning: these figures indicate the number of cases found in the data file. They cannot be interpreted as summary statistics of the population of interest.

**# V433: Managed the work of others 85**

<b>Information</b>	[Type= discrete] [Format=numeric] [Range= 1-8] [Missing=*]
<b>Statistics [NW/ W]</b>	[Valid=252 /-] [Invalid=1928 /-]
<b>Literal question</b>	Did you have tasks that consisted in managing the work of others?
<b>Concepts</b>	Labour and employment

Value	Label	Cases	Percentage
1	Yes	103	40.9%
2	No	149	59.1%
8	Don't know	0	
Sysmiss		1928	

Warning: these figures indicate the number of cases found in the data file. They cannot be interpreted as summary statistics of the population of interest.

**# V434: Type of main occupation**

<b>Information</b>	[Type= discrete] [Format=numeric] [Range= 1-4] [Missing=*]
<b>Statistics [NW/ W]</b>	[Valid=253 /-] [Invalid=1927 /-]

<b># V434: Type of main occupation</b>			
<b>Literal question</b>	Did you work in your main occupation as an employee, an independent with hired help, as an independent without hired help or as a family member without a fixed salary?		
<b>Interviewer's instructions</b>	If option 1 go to V435. If option 2 go to v436. If the other options go to interview instructions for v436.		
<b>Concepts</b>	Labour and employment, Occupations		
<b>Value</b>	<b>Label</b>	<b>Cases</b>	<b>Percentage</b>
1	Employee	198	78.3%
2	Independent with hired help	23	9.1%
3	Independent without hired help	28	11.1%
4	Family member	4	1.6%
Sysmiss		1927	
<i>Warning: these figures indicate the number of cases found in the data file. They cannot be interpreted as summary statistics of the population of interest.</i>			
<b># V435: Type of business</b>			
<b>Information</b>	[Type= discrete] [Format=numeric] [Range= 1-7] [Missing=*]		
<b>Statistics [NW/ W]</b>	[Valid=198 /-] [Invalid=1982 /-]		
<b>Literal question</b>	Was the business private, public or associated with an organization, eg. cooperative?		
<b>Concepts</b>	Labour and employment		
<b>Value</b>	<b>Label</b>	<b>Cases</b>	<b>Percentage</b>
1	Private	120	60.6%
2	Public	68	34.3%
3	Associated with an organization, please specify	6	3.0%
4	Other	0	
7	Other, please specify	4	2.0%
Sysmiss		1982	
<i>Warning: these figures indicate the number of cases found in the data file. They cannot be interpreted as summary statistics of the population of interest.</i>			
<b># V436: Number of employees in company</b>			
<b>Information</b>	[Type= discrete] [Format=numeric] [Range= 1-8] [Missing=*]		
<b>Statistics [NW/ W]</b>	[Valid=220 /-] [Invalid=1960 /-]		
<b>Literal question</b>	How many employees were in the company / workplace where you worked?		
<b>Concepts</b>	Labour and employment		
<b>Value</b>	<b>Label</b>	<b>Cases</b>	<b>Percentage</b>
1	Less than 5 employees	31	14.1%
2	5-9 employees	16	7.3%
3	10-19 employees	24	10.9%
4	20-49 employees	37	16.8%
5	50-99 employees	20	9.1%
6	100-499 employees	43	19.5%
7	500 or more employees	32	14.5%
8	Don't know/can't say	17	7.7%
Sysmiss		1960	
<i>Warning: these figures indicate the number of cases found in the data file. They cannot be interpreted as summary statistics of the population of interest.</i>			
<b># V437: Spouse income from work at least 1 hour per week 85</b>			
<b>Information</b>	[Type= discrete] [Format=numeric] [Range= 1-8] [Missing=*]		

<b># V437: Spouse income from work at least 1 hour per week 85</b>			
<b>Statistics [NW/ W]</b>	[Valid=1563 /-] [Invalid=617 /-]		
<b>Literal question</b>	Does your spouse / partner currently any paid work? As paid work also consider family workers without fixed wages on farms, in business and in the family business otherwise.		
<b>Interviewer's instructions</b>	If option 2 go to v438.		
<b>Concepts</b>	Spouses, Labour and employment		
<b>Value</b>	<b>Label</b>	<b>Cases</b>	<b>Percentage</b>
1	Yes	1121	71.7%
2	No	442	28.3%
8	Don't know	0	
Systemmiss		617	
<i>Warning: these figures indicate the number of cases found in the data file. They cannot be interpreted as summary statistics of the population of interest.</i>			
<b># V438: Spouse's main tasks 85</b>			
<b>Information</b>	[Type= discrete] [Format=numeric] [Range= 1-7] [Missing=*]		
<b>Statistics [NW/ W]</b>	[Valid=444 /-] [Invalid=1736 /-]		
<b>Literal question</b>	What is your spouse's / partner's main activities or source of livelihood?		
<b>Post-question</b>	Disabled grouped as pensioner / retired.		
<b>Interviewer's instructions</b>	If option 2 go to v443. If the other options go to v449.		
<b>Concepts</b>	Spouses, Labour and employment		
<b>Value</b>	<b>Label</b>	<b>Cases</b>	<b>Percentage</b>
1	Pupil, student	19	4.3%
2	Pensioner, retired	196	44.1%
3	Housework at home	217	48.9%
4	Other	0	
7	Other, please specify	12	2.7%
Systemmiss		1736	
<i>Warning: these figures indicate the number of cases found in the data file. They cannot be interpreted as summary statistics of the population of interest.</i>			
<b># V443: Spouse / partner: gross working week</b>			
<b>Information</b>	[Type= continuous] [Format=numeric] [Range= 1-70] [Missing=*]		
<b>Statistics [NW/ W]</b>	[Valid=1199 /-] [Invalid=981 /-]		
<b>Literal question</b>	How many hours per week in this profession does/did he/she usually work?		
<b>Concepts</b>	Spouses, Labour and employment, Working time		
<b># V445: Spouse / partner: highly variable working hours</b>			
<b>Information</b>	[Type= discrete] [Format=numeric] [Range= 1-1] [Missing=*]		
<b>Statistics [NW/ W]</b>	[Valid=244 /-] [Invalid=1936 /-]		
<b>Literal question</b>	If he / she has / had highly variable working hours per week, make an estimate of the average working hours per week and check here.		
<b>Concepts</b>	Spouses, Labour and employment, Working time		
<b>Value</b>	<b>Label</b>	<b>Cases</b>	<b>Percentage</b>
1	Hightly variable working hours	244	100.0%
Systemmiss		1936	
<i>Warning: these figures indicate the number of cases found in the data file. They cannot be interpreted as summary statistics of the population of interest.</i>			

<b># V446: Spouse profession 85</b>			
<b>Information</b>	[Type= discrete] [Format=numeric] [Range= 0-9] [Missing=*]		
<b>Statistics [NW/ W]</b>	[Valid=1283 /-] [Invalid=897 /-]		
<b>Literal question</b>	Which of these occupational group on this card does/did she/he belong to?		
<b>Concepts</b>	Spouses, Labour and employment, Occupations		
<b>Value</b>	<b>Label</b>	<b>Cases</b>	<b>Percentage</b>
0	Unanswered/won't answer	12	0.9%
1	Labourer	493	38.4%
2	Lower functionary	250	19.5%
3	Higher functionary	210	16.4%
4	Self-employed without hired help	70	5.5%
5	Self-employed with hired help	56	4.4%
6	Farmer, forestry	53	4.1%
7	Smallholder	17	1.3%
8	Fisherman	15	1.2%
9	Other occupational group, please specify	107	8.3%
Sysmiss		897	
<i>Warning: these figures indicate the number of cases found in the data file. They cannot be interpreted as summary statistics of the population of interest.</i>			
<b># V447: Type of business</b>			
<b>Information</b>	[Type= discrete] [Format=numeric] [Range= 1-7] [Missing=*]		
<b>Statistics [NW/ W]</b>	[Valid=1279 /-] [Invalid=901 /-]		
<b>Literal question</b>	Is / was the business private, public or associated with an organization such as cooperatives?		
<b>Concepts</b>	Labour and employment		
<b>Value</b>	<b>Label</b>	<b>Cases</b>	<b>Percentage</b>
1	Private	750	58.6%
2	Public	453	35.4%
3	Associated with an organization, please specify	46	3.6%
4	Other	0	
7	Other, please specify	30	2.3%
Sysmiss		901	
<i>Warning: these figures indicate the number of cases found in the data file. They cannot be interpreted as summary statistics of the population of interest.</i>			
<b># V448: Manage others work 85</b>			
<b>Information</b>	[Type= discrete] [Format=numeric] [Range= 1-8] [Missing=*]		
<b>Statistics [NW/ W]</b>	[Valid=1285 /-] [Invalid=895 /-]		
<b>Literal question</b>	Do/did he/she have duties which consist/consisted of managing others work?		
<b>Concepts</b>	Labour and employment, Occupations		
<b>Value</b>	<b>Label</b>	<b>Cases</b>	<b>Percentage</b>
1	Yes	487	37.9%
2	No	768	59.8%
8	Don't know/can't say	30	2.3%
Sysmiss		895	
<i>Warning: these figures indicate the number of cases found in the data file. They cannot be interpreted as summary statistics of the population of interest.</i>			
<b># V449: Parent main occupation during adolescence</b>			
<b>Information</b>	[Type= discrete] [Format=numeric] [Range= 0-9] [Missing=*]		

<b># V449: Parent main occupation during adolescence</b>			
<b>Statistics [NW/ W]</b>	[Valid=2150 /-] [Invalid=30 /-]		
<b>Literal question</b>	Can you tell what career your father or guardian had when you were growing up? Which of professional groups on this card did he/she belong to?		
<b>Concepts</b>	Labour and employment, Occupations		
<b>Value</b>	<b>Label</b>	<b>Cases</b>	<b>Percentage</b>
0	Unanswered/won't answer	24	1.1%
1	Labourer	771	35.9%
2	Lower functionary	164	7.6%
3	Higher functionary	245	11.4%
4	Self-employed without hired help	142	6.6%
5	Self-employed with hired help	220	10.2%
6	Farmer, forestry	259	12.0%
7	Smallholder	111	5.2%
8	Fisherman	100	4.7%
9	Other occupational group, please specify	114	5.3%
Sysmiss		30	
<i>Warning: these figures indicate the number of cases found in the data file. They cannot be interpreted as summary statistics of the population of interest.</i>			
<b># V450: Farmers: cultivated area of the farm</b>			
<b>Information</b>	[Type= continuous] [Format=numeric] [Range= 8-300] [Missing=*]		
<b>Statistics [NW/ W]</b>	[Valid=92 /-] [Invalid=2088 /-]		
<b>Pre-question</b>	Sets if the IO itself, or spouse is a farmer. (See Question 94/105/117) For others go to question 124 (v453).		
<b>Literal question</b>	Approximately how large area of cultivated land have you here on the farm?		
<b>Concepts</b>	Labour and employment, Occupations		
<b># V453: Respondent's written language 85</b>			
<b>Information</b>	[Type= discrete] [Format=numeric] [Range= 1-8] [Missing=*]		
<b>Statistics [NW/ W]</b>	[Valid=2168 /-] [Invalid=12 /-]		
<b>Literal question</b>	What form of language do you use when you write Bokmål or Nynorsk?		
<b>Concepts</b>	Languages, Language policy		
<b>Value</b>	<b>Label</b>	<b>Cases</b>	<b>Percentage</b>
1	Bokmål/riksmål	1928	88.9%
2	Nynorsk/landsmål	226	10.4%
8	Don't know/won't say	14	0.6%
Sysmiss		12	
<i>Warning: these figures indicate the number of cases found in the data file. They cannot be interpreted as summary statistics of the population of interest.</i>			
<b># V454: Interest in language question 85</b>			
<b>Information</b>	[Type= discrete] [Format=numeric] [Range= 1-8] [Missing=*]		
<b>Statistics [NW/ W]</b>	[Valid=2170 /-] [Invalid=10 /-]		
<b>Literal question</b>	How interested are you in the language question, would you say that you are very interested, somewhat interested, or not interested?		
<b>Concepts</b>	Languages, Language policy		
<b>Value</b>	<b>Label</b>	<b>Cases</b>	<b>Percentage</b>
1	Very interested	245	11.3%
2	Somewhat interested	645	29.7%



### # V454: Interest in language question 85

Value	Label	Cases	Percentage
3	Not interested	1267	58.4%
8	Don't know/won't say	13	0.6%
Sysmiss		10	

*Warning: these figures indicate the number of cases found in the data file. They cannot be interpreted as summary statistics of the population of interest.*

### # V455: Relation to alcohol 85

<b>Information</b>	[Type= discrete] [Format=numeric] [Range= 1-8] [Missing=*]
<b>Statistics [NW/ W]</b>	[Valid=2172 /-] [Invalid=8 /-]
<b>Literal question</b>	Reckon you as a teetotaler, or do you drink the alcohol from time to time?
<b>Interviewer's instructions</b>	If option 1 go to v456. If the other options go to v457.
<b>Concepts</b>	Drinking behaviour

Value	Label	Cases	Percentage
1	Teetotaler	350	16.1%
2	Not abstinence but temperance (only if respondent uses the phrase itself)	435	20.0%
3	Drink alcohol	1384	63.7%
8	Don't know/won't answer	3	0.1%
Sysmiss		8	

*Warning: these figures indicate the number of cases found in the data file. They cannot be interpreted as summary statistics of the population of interest.*

### # V456: Interested in the temperance issue 85

<b>Information</b>	[Type= discrete] [Format=numeric] [Range= 1-8] [Missing=*]
<b>Statistics [NW/ W]</b>	[Valid=349 /-] [Invalid=1831 /-]
<b>Literal question</b>	How strongly are you interested in the temperance movement, would you say that you are very interested, somewhat interested, or not interested?
<b>Interviewer's instructions</b>	Proceed to v457.
<b>Concepts</b>	Drinking behaviour

Value	Label	Cases	Percentage
1	Very interested	104	29.8%
2	Somewhat interested	155	44.4%
3	Not interested	90	25.8%
8	Don't know	0	
Sysmiss		1831	

*Warning: these figures indicate the number of cases found in the data file. They cannot be interpreted as summary statistics of the population of interest.*

### # V457: Alcohol regulations 85

<b>Information</b>	[Type= discrete] [Format=numeric] [Range= 1-8] [Missing=*]
<b>Statistics [NW/ W]</b>	[Valid=2168 /-] [Invalid=12 /-]
<b>Literal question</b>	The government has implemented many measures to regulate the use of alcohol. What do you think of these regulations, do you think the regulations are too strict, or that they are too lenient?
<b>Concepts</b>	Drinking behaviour

Value	Label	Cases	Percentage
1	The regulations are too strict	532	24.5%
2	Fit as they are	0	
3	Fit as they are	1096	50.6%

<b># V457: Alcohol regulations 85</b>			
Value	Label	Cases	Percentage
5	Too lenient	409	18.9%
8	Vet ikke, kan ikke si	131	6.0%
Sysmiss		12	
<i>Warning: these figures indicate the number of cases found in the data file. They cannot be interpreted as summary statistics of the population of interest.</i>			
<b># V458: Member of christian organization 85</b>			
<b>Information</b>	[Type= discrete] [Format=numeric] [Range= 1-8] [Missing=*]		
<b>Statistics [NW/ W]</b>	[Valid=2171 /-] [Invalid=9 /-]		
<b>Literal question</b>	Are you a member of any religious or Christian associations or organizations?		
<b>Concepts</b>	Religious attendance		
Value	Label	Cases	Percentage
1	Yes	183	8.4%
5	No	1986	91.5%
8	Don't know/won't say	2	0.1%
Sysmiss		9	
<i>Warning: these figures indicate the number of cases found in the data file. They cannot be interpreted as summary statistics of the population of interest.</i>			
<b># V459: Number of times service at church last month</b>			
<b>Information</b>	[Type= continuous] [Format=numeric] [Range= 0-5] [Missing=*]		
<b>Statistics [NW/ W]</b>	[Valid=2159 /-] [Invalid=21 /-]		
<b>Literal question</b>	How many times during the last month have you ... ... A. Been present at services in the church?		
<b>Concepts</b>	Religious attendance		
<b># V461: Number of times at religious meetings last month</b>			
<b>Information</b>	[Type= continuous] [Format=numeric] [Range= 0-15] [Missing=*]		
<b>Statistics [NW/ W]</b>	[Valid=2155 /-] [Invalid=25 /-]		
<b>Literal question</b>	How many times during the last month have you ... ... B. Been present in other religious meetings?		
<b>Concepts</b>	Religious attendance		
<b># V463: Number of times heard religious services on radio and television last month</b>			
<b>Information</b>	[Type= continuous] [Format=numeric] [Range= 0-50] [Missing=*]		
<b>Statistics [NW/ W]</b>	[Valid=2137 /-] [Invalid=43 /-]		
<b>Literal question</b>	How many times during the last month have you ... ... C. Heard religious services on radio and television?		
<b>Concepts</b>	Religious attendance		
<b># V465: Member union?</b>			
<b>Information</b>	[Type= discrete] [Format=numeric] [Range= 1-8] [Missing=*]		
<b>Statistics [NW/ W]</b>	[Valid=2169 /-] [Invalid=11 /-]		
<b>Literal question</b>	Are you a member of any professional organization or organization of employers or other professional association?		
<b>Interviewer's instructions</b>	If option 1 go to v468. If the other options go to v482.		
<b>Concepts</b>	Trade unions		

**# V465: Member union?**

Value	Label	Cases	Percentage
1	Yes	936	43.2%
5	No	1226	56.5%
8	Don't know, won't say	7	0.3%
Sysmiss		11	

*Warning: these figures indicate the number of cases found in the data file. They cannot be interpreted as summary statistics of the population of interest.*

**# V468: Organization confederation 85**

<b>Information</b>	[Type= discrete] [Format=numeric] [Range= 1-9] [Missing=*]
<b>Statistics [NW/ W]</b>	[Valid=914 /-] [Invalid=1266 /-]
<b>Literal question</b>	Which organization are you a member of? What main association does this organization belong to?
<b>Concepts</b>	Trade unions

Value	Label	Cases	Percentage
1	The Norwegian Confederation of Trade Unions (lo/fagbevegelsen)	470	51.4%
2	The Confederation of Vocational Unions (ys)	96	10.5%
3	Academics' Union (af)	98	10.7%
4	The Norwegian Farmers' Union	51	5.6%
5	Norwegian Farmers and Smallholders Union	5	0.5%
6	Norwegian Fishermen's Association	6	0.7%
7	The Norwegian Employers' Confederation	23	2.5%
8	Other, please specify	77	8.4%
9	Don't know/can't say	88	9.6%
Sysmiss		1266	

*Warning: these figures indicate the number of cases found in the data file. They cannot be interpreted as summary statistics of the population of interest.*

**# V469: Active member of the organization?**

<b>Information</b>	[Type= discrete] [Format=numeric] [Range= 1-8] [Missing=*]
<b>Statistics [NW/ W]</b>	[Valid=929 /-] [Invalid=1251 /-]
<b>Literal question</b>	Are you an active member of this organization? With active member I mean that you go to meetings at least a few times a year.
<b>Concepts</b>	Trade unions

Value	Label	Cases	Percentage
1	Yes, active	380	40.9%
2	No, not active	548	59.0%
8	Don't know, won't say	1	0.1%
Sysmiss		1251	

*Warning: these figures indicate the number of cases found in the data file. They cannot be interpreted as summary statistics of the population of interest.*

**# V470: Party best looking after organizational interests: rv**

<b>Information</b>	[Type= continuous] [Format=numeric] [Range= 1-1] [Missing=*]
<b>Statistics [NW/ W]</b>	[Valid=5 /-] [Invalid=2175 /-]
<b>Literal question</b>	Which party or parties do you think best reflect the interests your organization stands for? ... A. Red electoral alliance.
<b>Concepts</b>	Trade unions, Political parties

**# V471: Party best looking after organizational interests: nkp**

<b>Information</b>	[Type= continuous] [Format=numeric] [Range= 1-1] [Missing=*]
--------------------	--

<b># V471: Party best looking after organizational interests: nkp</b>	
<b>Statistics [NW/ W]</b>	[Valid=3 /-] [Invalid=2177 /-]
<b>Literal question</b>	Which party or parties do you think best reflect the interests your organization stands for?  ... B. The norwegian communist party.
<b>Concepts</b>	Trade unions, Political parties
<b># V472: Party best looking after organizational interests: sv</b>	
<b>Information</b>	[Type= continuous] [Format=numeric] [Range= 1-1] [Missing=*]
<b>Statistics [NW/ W]</b>	[Valid=55 /-] [Invalid=2125 /-]
<b>Literal question</b>	Which party or parties do you think best reflect the interests your organization stands for?  ... C. Socialist left party.
<b>Concepts</b>	Trade unions, Political parties
<b># V473: Party best looking after organizational interests: dna</b>	
<b>Information</b>	[Type= continuous] [Format=numeric] [Range= 1-1] [Missing=*]
<b>Statistics [NW/ W]</b>	[Valid=419 /-] [Invalid=1761 /-]
<b>Literal question</b>	Which party or parties do you think best reflect the interests your organization stands for?  ... D. The norwegian labour party.
<b>Concepts</b>	Trade unions, Political parties
<b># V474: Party best looking after organizational interests: v</b>	
<b>Information</b>	[Type= continuous] [Format=numeric] [Range= 1-1] [Missing=*]
<b>Statistics [NW/ W]</b>	[Valid=15 /-] [Invalid=2165 /-]
<b>Literal question</b>	Which party or parties do you think best reflect the interests your organization stands for?  ... E. The liberal party.
<b>Concepts</b>	Trade unions, Political parties
<b># V475: Party best looking after organizational interests: krf</b>	
<b>Information</b>	[Type= continuous] [Format=numeric] [Range= 1-1] [Missing=*]
<b>Statistics [NW/ W]</b>	[Valid=25 /-] [Invalid=2155 /-]
<b>Literal question</b>	Which party or parties do you think best reflect the interests your organization stands for?  ... F. The christian democratic party.
<b>Concepts</b>	Trade unions, Political parties
<b># V476: Party best looking after organizational interests: sp</b>	
<b>Information</b>	[Type= continuous] [Format=numeric] [Range= 1-1] [Missing=*]
<b>Statistics [NW/ W]</b>	[Valid=66 /-] [Invalid=2114 /-]
<b>Literal question</b>	Which party or parties do you think best reflect the interests your organization stands for?  ... G. The centre (agrarian) party.
<b>Concepts</b>	Trade unions, Political parties
<b># V477: Party best looking after organizational interests: dlf</b>	
<b>Information</b>	[Type= continuous] [Format=numeric] [Range= 1-1] [Missing=*]
<b>Statistics [NW/ W]</b>	[Valid=3 /-] [Invalid=2177 /-]
<b>Literal question</b>	Which party or parties do you think best reflect the interests your organization stands for?

<b># V477: Party best looking after organizational interests: dlf</b>			
	... H. The liberal people's party.		
<b>Concepts</b>	Trade unions, Political parties		
<b># V478: Party best looking after organizational interests: h</b>			
<b>Information</b>	[Type= continuous] [Format=numeric] [Range= 1-1] [Missing=*]		
<b>Statistics [NW/ W]</b>	[Valid=132 /-] [Invalid=2048 /-]		
<b>Literal question</b>	Which party or parties do you think best reflect the interests your organization stands for?  ... I. The conservative party.		
<b>Concepts</b>	Trade unions, Political parties		
<b># V479: Party best looking after organizational interests: frp</b>			
<b>Information</b>	[Type= continuous] [Format=numeric] [Range= 1-1] [Missing=*]		
<b>Statistics [NW/ W]</b>	[Valid=5 /-] [Invalid=2175 /-]		
<b>Literal question</b>	Which party or parties do you think best reflect the interests your organization stands for?  ... J. The progress party.		
<b>Concepts</b>	Trade unions, Political parties		
<b># V480: Party best looking after organizational interests: other</b>			
<b>Information</b>	[Type= continuous] [Format=numeric] [Range= 1-1] [Missing=*]		
<b>Statistics [NW/ W]</b>	[Valid=1 /-] [Invalid=2179 /-]		
<b>Literal question</b>	Which party or parties do you think best reflect the interests your organization stands for?  ... K. Other parties.		
<b>Concepts</b>	Trade unions, Political parties		
<b># V481: Party best looking after organizational interests: don't know</b>			
<b>Information</b>	[Type= discrete] [Format=numeric] [Range= 1-8] [Missing=*]		
<b>Statistics [NW/ W]</b>	[Valid=265 /-] [Invalid=1915 /-]		
<b>Literal question</b>	Which party or parties do you think best reflect the interests your organization stands for?  ... L. All parties/no parties, political independent.		
<b>Concepts</b>	Trade unions, Political parties		
<b>Value</b>	<b>Label</b>	<b>Cases</b>	<b>Percentage</b>
1	All parties the same	13	4.9%
2	No parties, politically independent	72	27.2%
8	Don't know, won't answer	180	67.9%
System		1915	
<i>Warning: these figures indicate the number of cases found in the data file. They cannot be interpreted as summary statistics of the population of interest.</i>			
<b># V482: Completed general education</b>			
<b>Information</b>	[Type= discrete] [Format=numeric] [Range= 1-9] [Missing=*]		
<b>Statistics [NW/ W]</b>	[Valid=2162 /-] [Invalid=18 /-]		
<b>Literal question</b>	What general education have you completed?		
<b>Interviewer's instructions</b>	Check only the highest general education respondent has completed.		
<b>Concepts</b>	Education		
<b>Value</b>	<b>Label</b>	<b>Cases</b>	<b>Percentage</b>
1	7-year primary school or less	550	25.4%

### # V482: Completed general education

Value	Label	Cases	Percentage
2	1-year continuation school	228	10.5%
3	2-year 1-year continuation school	64	3.0%
4	9-year compulsory education (or optional 10 years)	422	19.5%
5	Folk high school (juvenile or county school) 1 year course	100	4.6%
6	Secondary or middle school	266	12.3%
7	Folk high school 2-year course	49	2.3%
8	Artium or examination at general secondary school	480	22.2%
9	Unknown or no general education	3	0.1%
Sysmiss		18	

Warning: these figures indicate the number of cases found in the data file. They cannot be interpreted as summary statistics of the population of interest.

### # V483: Completed other education + 5 months?

<b>Information</b>	[Type= discrete] [Format=numeric] [Range= 1-3] [Missing=*]
<b>Statistics [NW/ W]</b>	[Valid=2138 /-] [Invalid=42 /-]
<b>Literal question</b>	Have you completed any other education where schooling or studies normally lasts at least 5 months? (Apprenticeship or work experience are not included here).
<b>Interviewer's instructions</b>	If option 1 go to v484. If options 2 or 3 go to v485.
<b>Concepts</b>	Education

Value	Label	Cases	Percentage
1	Yes, have completed other education	1333	62.3%
2	No, but have started school / studies	137	6.4%
3	No, not started school / studies	668	31.2%
Sysmiss		42	

Warning: these figures indicate the number of cases found in the data file. They cannot be interpreted as summary statistics of the population of interest.

### # V484: Type of education

<b>Information</b>	[Type= continuous] [Format=numeric] [Range= 2-9] [Missing=*]
<b>Statistics [NW/ W]</b>	[Valid=1320 /-] [Invalid=860 /-]
<b>Literal question</b>	What education is this? If several, include only the education that respondent believe is the most important.
<b>Concepts</b>	Education

### # V485: V485

<b>Information</b>	[Type= discrete] [Format=numeric] [Range= 0-80] [Missing=*]
<b>Statistics [NW/ W]</b>	[Valid=2180 /-] [Invalid=0 /-]
<b>Literal question</b>	V485.

Value	Label	Cases	Percentage
0	No income	875	40.1%
1	Less than kr 50.000	5	0.2%
2	Kr 50.000 - 89.000	50	2.3%
3	Kr 90.000 - 119.000	66	3.0%
4	Kr 120.000 - 159.000	420	19.3%
5	Kr 160.000 - 199.000	421	19.3%
6	Kr 200.000 - 249.000	59	2.7%
7	Kr 250.000 - 299.000	108	5.0%
8	Kr 300.000 and more	49	2.2%

**# V485: V485**

Value	Label	Cases	Percentage
9	Refuse to provide information	127	5.8%
80	Don't know, can't say	0	

*Warning: these figures indicate the number of cases found in the data file. They cannot be interpreted as summary statistics of the population of interest.*

**# V486: Gross income before taxes, respondent + spouse**

<b>Information</b>	[Type= discrete] [Format=numeric] [Range= 0-80] [Missing=*]
<b>Statistics [NW/ W]</b>	[Valid=2168 /-] [Invalid=12 /-]
<b>Literal question</b>	What gross income did you (and your spouse / partner) have in total in 1984?
<b>Post-question</b>	By gross income we mean total income before any deductions and taxes.
<b>Concepts</b>	Income

Value	Label	Cases	Percentage
0	No income	48	2.2%
1	< 50.000 kr	265	12.2%
2	50 - 89.000 kr	259	11.9%
3	90 -119.000 kr	280	12.9%
4	120 -159.000 kr	414	19.1%
5	160 - 199.000 kr	329	15.2%
6	200 -249.000 kr	240	11.1%
7	250 -299.000 kr	115	5.3%
8	300.000 kr +	95	4.4%
9	Refuse to provide information	28	1.3%
80	Don't know	95	4.4%
Sysmiss		12	

*Warning: these figures indicate the number of cases found in the data file. They cannot be interpreted as summary statistics of the population of interest.*

<b># V489: Census control</b>			
<b>Information</b>	[Type= discrete] [Format=numeric] [Range= 0-2] [Missing=*]		
<b>Statistics [NW/ W]</b>	[Valid=2180 /-] [Invalid=0 /-]		
<b>Literal question</b>	Census control		
<b>Concepts</b>	Voting		
<b>Value</b>	<b>Label</b>	<b>Cases</b>	<b>Percentage</b>
0	Have not voted	0	
1	Have voted	1918	88.0%
2		262	12.0%
<i>Warning: these figures indicate the number of cases found in the data file. They cannot be interpreted as summary statistics of the population of interest.</i>			
<b># V491: Identification number 1985 anonymous</b>			
<b>Information</b>	[Type= continuous] [Format=numeric] [Range= 1-2989] [Missing=*]		
<b>Statistics [NW/ W]</b>	[Valid=2180 /-] [Invalid=0 /-]		
<b>Literal question</b>	Identification number 1985 anonymous.		
<b># V495: Identification number panel 1981-1985</b>			
<b>Information</b>	[Type= continuous] [Format=numeric] [Range= 0-4595] [Missing=*]		
<b>Statistics [NW/ W]</b>	[Valid=2180 /-] [Invalid=0 /-]		
<b>Literal question</b>	Identification number panel 1981-1985.		
<b># V499: Spouse voting 1985</b>			
<b>Information</b>	[Type= discrete] [Format=numeric] [Range= 0-15] [Missing=*]		
<b>Statistics [NW/ W]</b>	[Valid=2180 /-] [Invalid=0 /-]		
<b>Literal question</b>	Spouse voting 1985.		
<b>Concepts</b>	Spouses, Voting		
<b>Value</b>	<b>Label</b>	<b>Cases</b>	<b>Percentage</b>
0	Rv	3	0.1%
2	Sv	45	2.1%
3	A	469	21.5%
5	Krf	105	4.8%
6	Sp	68	3.1%
7	Dlf	7	0.3%
8	H	327	15.0%
9	Frp	32	1.5%
10	Other	5	0.2%
11	Unanswered	90	4.1%
15	Not voted/not applicable	1029	47.2%
<i>Warning: these figures indicate the number of cases found in the data file. They cannot be interpreted as summary statistics of the population of interest.</i>			
<b># V500: Spouse same voting as respondent</b>			
<b>Information</b>	[Type= discrete] [Format=numeric] [Range= 1-8] [Missing=*]		
<b>Statistics [NW/ W]</b>	[Valid=2180 /-] [Invalid=0 /-]		
<b>Literal question</b>	Spouse same voting as respondent.		
<b>Concepts</b>	Spouses, Voting		
<b>Value</b>	<b>Label</b>	<b>Cases</b>	<b>Percentage</b>
1	Yes	819	37.6%



<b># V500: Spouse same voting as respondent</b>			
<b>Value</b>	<b>Label</b>	<b>Cases</b>	<b>Percentage</b>
2	No	185	8.5%
8	Not applicable	1176	53.9%
<i>Warning: these figures indicate the number of cases found in the data file. They cannot be interpreted as summary statistics of the population of interest.</i>			
<b># V502: Counties with electoral alliances 85</b>			
<b>Information</b>	[Type= discrete] [Format=numeric] [Range= 0-1] [Missing=*]		
<b>Statistics [NW/ W]</b>	[Valid=2180 /-] [Invalid=0 /-]		
<b>Literal question</b>	Counties with electoral alliances 85.		
<b>Concepts</b>	Policy		
<b>Value</b>	<b>Label</b>	<b>Cases</b>	<b>Percentage</b>
0	Not electoral alliance	564	25.9%
1	Electoral alliance	1616	74.1%
<i>Warning: these figures indicate the number of cases found in the data file. They cannot be interpreted as summary statistics of the population of interest.</i>			
<b># V503: Electoral alliance counties seperately</b>			
<b>Information</b>	[Type= discrete] [Format=numeric] [Range= 0-14] [Missing=*]		
<b>Statistics [NW/ W]</b>	[Valid=2180 /-] [Invalid=0 /-]		
<b>Literal question</b>	Electoral alliance counties seperately.		
<b>Concepts</b>	Policy		
<b>Value</b>	<b>Label</b>	<b>Cases</b>	<b>Percentage</b>
0		564	25.9%
1	Ostfold	112	5.1%
2	Akershus	215	9.9%
3	Oslo	194	8.9%
4	Oppland	120	5.5%
5	Buskerud	103	4.7%
6	Vestfold	119	5.5%
7	Telemark	105	4.8%
8	Aust-agder	18	0.8%
9	Vest-agder	306	14.0%
10	Hordaland	164	7.5%
11	Sr-tr.lag	47	2.2%
12	Nord-tr.lag	82	3.8%
13	Troms	31	1.4%
14	Finnmark	0	
<i>Warning: these figures indicate the number of cases found in the data file. They cannot be interpreted as summary statistics of the population of interest.</i>			
<b># V504: Knowledge of electoral alliance right-wrong answer</b>			
<b>Information</b>	[Type= discrete] [Format=numeric] [Range= 0-3] [Missing=*]		
<b>Statistics [NW/ W]</b>	[Valid=2180 /-] [Invalid=0 /-]		
<b>Literal question</b>	Knowledge of electoral alliance right-wrong answer.		
<b>Concepts</b>	Policy		
<b>Value</b>	<b>Label</b>	<b>Cases</b>	<b>Percentage</b>
0	Not applicable	564	25.9%
1	Don't know	807	37.0%

<b># V504: Knowledge of electoral alliance right-wrong answer</b>			
Value	Label	Cases	Percentage
2	Right	317	14.5%
3	Wrong	492	22.6%
<i>Warning: these figures indicate the number of cases found in the data file. They cannot be interpreted as summary statistics of the population of interest.</i>			
<b># V505: Voters who have voted for electoral alliances</b>			
<b>Information</b>	[Type= discrete] [Format=numeric] [Range= 0-1] [Missing=*]		
<b>Statistics [NW/ W]</b>	[Valid=2180 /-] [Invalid=0 /-]		
<b>Literal question</b>	Velgere som har stemt på listeforbund		
<b>Concepts</b>	Policy		
Value	Label	Cases	Percentage
0	Not vote for electoral alliance	1914	87.8%
1	Voted for electoral alliance	266	12.2%
<i>Warning: these figures indicate the number of cases found in the data file. They cannot be interpreted as summary statistics of the population of interest.</i>			
<b># V506: Knowledge about electoral alliance, all voters</b>			
<b>Information</b>	[Type= discrete] [Format=numeric] [Range= 1-3] [Missing=*]		
<b>Statistics [NW/ W]</b>	[Valid=2180 /-] [Invalid=0 /-]		
<b>Literal question</b>	Knowledge about electoral alliance, all voters.		
<b>Concepts</b>	Policy		
Value	Label	Cases	Percentage
1	Right	992	45.5%
2	Wrong	226	10.4%
3	Don't know	962	44.1%
<i>Warning: these figures indicate the number of cases found in the data file. They cannot be interpreted as summary statistics of the population of interest.</i>			
<b># V512: Education &lt;jfr. 482,483&gt; 85</b>			
<b>Information</b>	[Type= discrete] [Format=numeric] [Range= 1-8] [Missing=*]		
<b>Statistics [NW/ W]</b>	[Valid=2180 /-] [Invalid=0 /-]		
<b>Literal question</b>	Education <jfr. 482,483> 85.		
<b>Concepts</b>	Education		
Value	Label	Cases	Percentage
1	Primary school	1264	58.0%
2	High school level 1	415	19.0%
3	High school level 2	71	3.3%
4	University level	408	18.7%
8	Not reported	22	1.0%
<i>Warning: these figures indicate the number of cases found in the data file. They cannot be interpreted as summary statistics of the population of interest.</i>			
<b># V515: Sector affiliation 85</b>			
<b>Information</b>	[Type= discrete] [Format=numeric] [Range= 1-8] [Missing=*]		
<b>Statistics [NW/ W]</b>	[Valid=2180 /-] [Invalid=0 /-]		
<b>Literal question</b>	Sector affiliation 85.		
<b>Concepts</b>	Private sector, Public sector		
Value	Label	Cases	Percentage
1	Private	1201	55.1%

**# V515: Sector affiliation 85**

Value	Label	Cases	Percentage
2	Public	676	31.0%
8	Unanswered	303	13.9%

Warning: these figures indicate the number of cases found in the data file. They cannot be interpreted as summary statistics of the population of interest.

**# V516: Population density, 9 kutt 1985**

<b>Information</b>	[Type= discrete] [Format=numeric] [Range= 0-9] [Missing=*]
<b>Statistics [NW/ W]</b>	[Valid=2180 /-] [Invalid=0 /-]
<b>Literal question</b>	Population density, 9 kutt 1985.
<b>Concepts</b>	Place of residence

Value	Label	Cases	Percentage
0		119	5.5%
1		83	3.8%
2		135	6.2%
3		189	8.7%
4		111	5.1%
5		178	8.2%
6		247	11.3%
7		234	10.7%
8		133	6.1%
9		751	34.4%

Warning: these figures indicate the number of cases found in the data file. They cannot be interpreted as summary statistics of the population of interest.

**# V517: Population density, 4 kutt 1985**

<b>Information</b>	[Type= discrete] [Format=numeric] [Range= 1-4] [Missing=*]
<b>Statistics [NW/ W]</b>	[Valid=2180 /-] [Invalid=0 /-]
<b>Literal question</b>	Population density, 4 kutt 1985.
<b>Concepts</b>	Place of residence

Value	Label	Cases	Percentage
1	- 19 %	202	9.3%
2	20 - 79 %	1094	50.2%
3	80 % +	455	20.9%
4	Large city	429	19.7%

Warning: these figures indicate the number of cases found in the data file. They cannot be interpreted as summary statistics of the population of interest.

**# V518: Population density, 2 kutt 1985**

<b>Information</b>	[Type= discrete] [Format=numeric] [Range= 0-2] [Missing=*]
<b>Statistics [NW/ W]</b>	[Valid=2180 /-] [Invalid=0 /-]
<b>Literal question</b>	Population density, 2 kutt 1985.
<b>Concepts</b>	Place of residence

Value	Label	Cases	Percentage
0		1296	59.4%
1	Sparsely	884	40.6%
2	Densely	0	

Warning: these figures indicate the number of cases found in the data file. They cannot be interpreted as summary statistics of the population of interest.

**# V575: Region 6 kutt<a> 85**

<b>Information</b>	[Type= discrete] [Format=numeric] [Range= 1-6] [Missing=*]
<b>Statistics [NW/ W]</b>	[Valid=2180 /-] [Invalid=0 /-]
<b>Literal question</b>	Region 6 kutt<a> 85
<b>Concepts</b>	Geographical data

Value	Label	Cases	Percentage
1	Oslfj	743	34.1%
2	I.Ost	304	13.9%
3	Sorl	99	4.5%
4	Vestl	586	26.9%
5	Trlag	211	9.7%
6	N-n	237	10.9%

*Warning: these figures indicate the number of cases found in the data file. They cannot be interpreted as summary statistics of the population of interest.*

**# V576: Region 6 kutt<b> 85**

<b>Information</b>	[Type= discrete] [Format=numeric] [Range= 1-6] [Missing=*]
<b>Statistics [NW/ W]</b>	[Valid=2180 /-] [Invalid=0 /-]
<b>Literal question</b>	Region 6 kutt<b> 85
<b>Concepts</b>	Geographical data

Value	Label	Cases	Percentage
1	Os-ak	409	18.8%
2	Ostl	638	29.3%
3	Ag-ro	284	13.0%
4	Vestl	401	18.4%
5	Trlag	211	9.7%
6	N-n	237	10.9%

*Warning: these figures indicate the number of cases found in the data file. They cannot be interpreted as summary statistics of the population of interest.*

**# V577: Occupation 8 kutt 85**

<b>Information</b>	[Type= discrete] [Format=numeric] [Range= 1-9] [Missing=*]
<b>Statistics [NW/ W]</b>	[Valid=2180 /-] [Invalid=0 /-]
<b>Literal question</b>	Occupation 8 kutt 85.
<b>Concepts</b>	Labour and employment, Occupations

Value	Label	Cases	Percentage
1	Labourer	657	30.1%
2	Lower public officials	291	13.3%
3	Lower private functionary	290	13.3%
4	Higher public functionary	55	2.5%
5	Higher private functionary	99	4.5%
6	Self-employed without hired help	81	3.7%
7	Self-employed with hired help	96	4.4%
8	Primary industries	103	4.7%
9	Other	508	23.3%

*Warning: these figures indicate the number of cases found in the data file. They cannot be interpreted as summary statistics of the population of interest.*

**# V578: Occupation 5 kutt 85**

<b>Information</b>	[Type= discrete] [Format=numeric] [Range= 1-9] [Missing=*]
--------------------	--

<b># V578: Occupation 5 kutt 85</b>			
<b>Statistics [NW/ W]</b>	[Valid=2180 /-] [Invalid=0 /-]		
<b>Literal question</b>	Occupation 5 kutt 85.		
<b>Concepts</b>	Labour and employment, Occupations		
<b>Value</b>	<b>Label</b>	<b>Cases</b>	<b>Percentage</b>
1	Labourer	715	32.8%
2	Functionary	805	36.9%
3	Self-employed	204	9.4%
4	Primary industries	113	5.2%
5	Students/pupils	83	3.8%
9	Other	260	11.9%
<i>Warning: these figures indicate the number of cases found in the data file. They cannot be interpreted as summary statistics of the population of interest.</i>			
<b># V579: Occupation 6 kutt 85</b>			
<b>Information</b>	[Type= discrete] [Format=numeric] [Range= 1-9] [Missing=*]		
<b>Statistics [NW/ W]</b>	[Valid=2180 /-] [Invalid=0 /-]		
<b>Literal question</b>	Occupation 6 kutt 85.		
<b>Concepts</b>	Labour and employment, Occupations		
<b>Value</b>	<b>Label</b>	<b>Cases</b>	<b>Percentage</b>
1	Labourer	657	30.1%
2	Public functionary	346	15.9%
3	Private functionary	389	17.8%
4	Self-employed	177	8.1%
5	Primary industries	103	4.7%
6	Student/pupil	83	3.8%
9	Other	425	19.5%
<i>Warning: these figures indicate the number of cases found in the data file. They cannot be interpreted as summary statistics of the population of interest.</i>			
<b># V580: Occupational group in 85</b>			
<b>Information</b>	[Type= discrete] [Format=numeric] [Range= 1-9] [Missing=*]		
<b>Statistics [NW/ W]</b>	[Valid=2180 /-] [Invalid=0 /-]		
<b>Literal question</b>	Occupational group in 85		
<b>Concepts</b>	Labour and employment, Occupations		
<b>Value</b>	<b>Label</b>	<b>Cases</b>	<b>Percentage</b>
1	Labourer	521	23.9%
2	Pubcli functionary	311	14.3%
3	Private functionary	354	16.2%
4	Self-employed	119	5.5%
5	Primary industries	96	4.4%
6	Student/pupil	83	3.8%
7	Pensioner/retired	350	16.1%
8	House wife	189	8.7%
9	Other	157	7.2%
<i>Warning: these figures indicate the number of cases found in the data file. They cannot be interpreted as summary statistics of the population of interest.</i>			
<b># V689: Own main occupation &lt;nyk&gt;</b>			
<b>Information</b>	[Type= discrete] [Format=numeric] [Range= 1-203] [Missing=*]		

# V689: Own main occupation <nyk>

Statistics [NW/ W]	[Valid=1503 /-] [Invalid=677 /-]
Literal question	Own main occupation <nyk>
Concepts	Labour and employment, Occupations

Value	Label	Cases	Percentage
1	.11	1	0.1%
2	.12	2	0.1%
3	.21	11	0.7%
4	.22	3	0.2%
5	0.1	2	0.1%
6	0.2	11	0.7%
7	0.3	4	0.3%
8	0.4	1	0.1%
9	0.6	4	0.3%
10	0.9	5	0.3%
11	001	4	0.3%
12	002	24	1.6%
13	003	44	2.9%
14	004	4	0.3%
15	007	1	0.1%
16	009	1	0.1%
17	011	3	0.2%
18	012	1	0.1%
19	013	6	0.4%
20	015	1	0.1%
21	022	1	0.1%
22	023	2	0.1%
23	031	5	0.3%
24	032	2	0.1%
25	041	32	2.1%
26	045	33	2.2%
27	046	3	0.2%
28	047	6	0.4%
29	049	16	1.1%
30	051	3	0.2%
31	052	7	0.5%
32	053	1	0.1%
33	059	1	0.1%
34	060	6	0.4%
35	061	2	0.1%
36	062	4	0.3%
37	063	16	1.1%
38	064	52	3.5%
39	065	1	0.1%
40	066	5	0.3%
41	067	7	0.5%

# V689: Own main occupation <nyk>

Value	Label	Cases	Percentage
42	071	3	0.2%
43	079	2	0.1%
44	083	2	0.1%
45	093	3	0.2%
46	094	1	0.1%
47	095	6	0.4%
48	096	2	0.1%
49	097	2	0.1%
50	098	1	0.1%
51	0x1	1	0.1%
52	0x6	1	0.1%
53	101	5	0.3%
54	102	18	1.2%
55	103	4	0.3%
56	104	2	0.1%
57	105	8	0.5%
58	111	40	2.7%
59	112	1	0.1%
60	113	8	0.5%
61	119	14	0.9%
62	122	1	0.1%
63	201	11	0.7%
64	202	8	0.5%
65	203	7	0.5%
66	209	1	0.1%
67	211	23	1.5%
68	291	9	0.6%
69	292	19	1.3%
70	293	2	0.1%
71	294	1	0.1%
72	296	7	0.5%
73	297	2	0.1%
74	299	74	4.9%
75	301	1	0.1%
76	302	14	0.9%
77	311	4	0.3%
78	312	1	0.1%
79	313	9	0.6%
80	321	6	0.4%
81	322	3	0.2%
82	330	4	0.3%
83	331	23	1.5%
84	332	13	0.9%
85	333	75	5.0%
86	334	3	0.2%

# V689: Own main occupation <nyk>

Value	Label	Cases	Percentage
87	339	1	0.1%
88	401	63	4.2%
89	402	2	0.1%
90	403	4	0.3%
91	404	2	0.1%
92	407	2	0.1%
93	411	14	0.9%
94	412	6	0.4%
95	413	1	0.1%
96	414	1	0.1%
97	430	1	0.1%
98	431	7	0.5%
99	441	2	0.1%
100	501	2	0.1%
101	521	1	0.1%
102	530	1	0.1%
103	600	3	0.2%
104	603	1	0.1%
105	604	2	0.1%
106	612	2	0.1%
107	617	1	0.1%
108	621	1	0.1%
109	631	3	0.2%
110	641	4	0.3%
111	643	5	0.3%
112	644	32	2.1%
113	646	1	0.1%
114	651	2	0.1%
115	654	3	0.2%
116	662	2	0.1%
117	664	3	0.2%
118	670	2	0.1%
119	671	10	0.7%
120	672	1	0.1%
121	674	2	0.1%
122	675	2	0.1%
123	679	1	0.1%
124	681	4	0.3%
125	691	2	0.1%
126	699	1	0.1%
127	702	1	0.1%
128	709	1	0.1%
129	714	1	0.1%
130	715	1	0.1%
131	716	4	0.3%



# V689: Own main occupation <nyk>

Value	Label	Cases	Percentage
132	726	1	0.1%
133	731	4	0.3%
134	732	1	0.1%
135	741	1	0.1%
136	745	2	0.1%
137	751	30	2.0%
138	752	3	0.2%
139	753	24	1.6%
140	754	6	0.4%
141	755	10	0.7%
142	756	9	0.6%
143	757	4	0.3%
144	759	4	0.3%
145	761	29	1.9%
146	763	4	0.3%
147	764	4	0.3%
148	765	1	0.1%
149	769	5	0.3%
150	772	4	0.3%
151	773	1	0.1%
152	774	55	3.7%
153	776	2	0.1%
154	777	7	0.5%
155	781	7	0.5%
156	783	1	0.1%
157	789	1	0.1%
158	791	3	0.2%
159	793	17	1.1%
160	801	4	0.3%
161	803	1	0.1%
162	804	1	0.1%
163	812	1	0.1%
164	819	1	0.1%
165	822	2	0.1%
166	824	1	0.1%
167	825	6	0.4%
168	826	5	0.3%
169	833	1	0.1%
170	836	7	0.5%
171	839	3	0.2%
172	851	1	0.1%
173	852	3	0.2%
174	853	1	0.1%
175	858	2	0.1%
176	861	6	0.4%

### # V689: Own main occupation <nyk>

Value	Label	Cases	Percentage
177	871	2	0.1%
178	872	2	0.1%
179	874	8	0.5%
180	875	3	0.2%
181	881	2	0.1%
182	882	13	0.9%
183	891	1	0.1%
184	901	4	0.3%
185	903	9	0.6%
186	904	3	0.2%
187	905	1	0.1%
188	909	6	0.4%
189	911	6	0.4%
190	912	11	0.7%
191	913	7	0.5%
192	914	11	0.7%
193	915	31	2.1%
194	916	2	0.1%
195	917	2	0.1%
196	919	9	0.6%
197	921	10	0.7%
198	922	6	0.4%
199	931	15	1.0%
200	932	50	3.3%
201	941	6	0.4%
202	951	4	0.3%
203	971	2	0.1%
Sysmiss		677	

Warning: these figures indicate the number of cases found in the data file. They cannot be interpreted as summary statistics of the population of interest.

### # V692: Last main occupation <nyk>

<b>Information</b>	[Type= discrete] [Format=numeric] [Range= 1-108] [Missing=*]
<b>Statistics [NW/ W]</b>	[Valid=252 +/-] [Invalid=1928 +/-]
<b>Literal question</b>	Last main occupation <nyk>
<b>Concepts</b>	Labour and employment, Occupations

Value	Label	Cases	Percentage
1	.12	1	0.4%
2	.21	1	0.4%
3	0.2	1	0.4%
4	0.9	1	0.4%
5	002	1	0.4%
6	008	1	0.4%
7	031	1	0.4%
8	032	1	0.4%
9	043	1	0.4%

# V692: Last main occupation <nyk>

Value	Label	Cases	Percentage
10	045	3	1.2%
11	052	1	0.4%
12	060	1	0.4%
13	063	1	0.4%
14	064	2	0.8%
15	065	1	0.4%
16	102	1	0.4%
17	103	2	0.8%
18	104	1	0.4%
19	105	1	0.4%
20	111	3	1.2%
21	113	2	0.8%
22	201	1	0.4%
23	202	1	0.4%
24	203	2	0.8%
25	211	1	0.4%
26	293	1	0.4%
27	294	1	0.4%
28	297	1	0.4%
29	299	11	4.4%
30	302	3	1.2%
31	322	1	0.4%
32	330	2	0.8%
33	332	3	1.2%
34	333	16	6.3%
35	334	1	0.4%
36	401	18	7.1%
37	403	3	1.2%
38	411	2	0.8%
39	412	1	0.4%
40	413	1	0.4%
41	431	5	2.0%
42	441	3	1.2%
43	501	2	0.8%
44	600	5	2.0%
45	603	1	0.4%
46	611	1	0.4%
47	613	1	0.4%
48	643	2	0.8%
49	644	5	2.0%
50	663	1	0.4%
51	670	1	0.4%
52	671	2	0.8%
53	681	1	0.4%
54	682	1	0.4%

# V692: Last main occupation <nyk>

Value	Label	Cases	Percentage
55	699	2	0.8%
56	701	1	0.4%
57	702	1	0.4%
58	703	1	0.4%
59	704	1	0.4%
60	706	1	0.4%
61	707	1	0.4%
62	714	1	0.4%
63	716	3	1.2%
64	731	2	0.8%
65	736	1	0.4%
66	739	1	0.4%
67	751	5	2.0%
68	753	4	1.6%
69	755	1	0.4%
70	756	1	0.4%
71	757	3	1.2%
72	759	1	0.4%
73	761	2	0.8%
74	764	3	1.2%
75	772	4	1.6%
76	774	9	3.6%
77	775	1	0.4%
78	777	6	2.4%
79	791	3	1.2%
80	793	9	3.6%
81	796	1	0.4%
82	801	3	1.2%
83	804	1	0.4%
84	821	1	0.4%
85	823	1	0.4%
86	825	2	0.8%
87	831	1	0.4%
88	832	1	0.4%
89	836	1	0.4%
90	851	1	0.4%
91	852	1	0.4%
92	857	1	0.4%
93	861	3	1.2%
94	873	1	0.4%
95	881	2	0.8%
96	882	2	0.8%
97	909	1	0.4%
98	911	1	0.4%
99	912	7	2.8%

### # V692: Last main occupation <nyk>

Value	Label	Cases	Percentage
100	913	2	0.8%
101	914	3	1.2%
102	915	2	0.8%
103	921	1	0.4%
104	922	1	0.4%
105	931	3	1.2%
106	932	8	3.2%
107	941	2	0.8%
108	951	1	0.4%
Sysmiss		1928	

Warning: these figures indicate the number of cases found in the data file. They cannot be interpreted as summary statistics of the population of interest.

### # V695: Spouse's main occupation

<b>Information</b>	[Type= discrete] [Format=numeric] [Range= 1-211] [Missing=*]
<b>Statistics [NW/ W]</b>	[Valid=1280 /-] [Invalid=900 /-]
<b>Literal question</b>	Spouse's main occupation.
<b>Concepts</b>	Labour and employment, Occupations, Spouses

Value	Label	Cases	Percentage
1	.11	2	0.2%
2	.12	3	0.2%
3	.21	14	1.1%
4	.23	4	0.3%
5	0.1	2	0.2%
6	0.2	9	0.7%
7	0.3	3	0.2%
8	0.4	3	0.2%
9	0.6	4	0.3%
10	0.9	3	0.2%
11	002	12	0.9%
12	003	35	2.7%
13	004	2	0.2%
14	008	1	0.1%
15	009	1	0.1%
16	012	3	0.2%
17	013	3	0.2%
18	015	1	0.1%
19	022	1	0.1%
20	023	1	0.1%
21	024	1	0.1%
22	030	2	0.2%
23	031	10	0.8%
24	040	1	0.1%
25	041	33	2.6%
26	045	31	2.4%
27	046	3	0.2%

# V695: Spouse's main occupation

Value	Label	Cases	Percentage
28	047	3	0.2%
29	049	5	0.4%
30	052	2	0.2%
31	059	4	0.3%
32	060	6	0.5%
33	062	5	0.4%
34	063	18	1.4%
35	064	45	3.5%
36	065	1	0.1%
37	066	6	0.5%
38	071	1	0.1%
39	073	1	0.1%
40	079	2	0.2%
41	081	1	0.1%
42	083	1	0.1%
43	084	1	0.1%
44	090	2	0.2%
45	091	1	0.1%
46	093	3	0.2%
47	095	4	0.3%
48	097	4	0.3%
49	098	1	0.1%
50	099	2	0.2%
51	0x2	1	0.1%
52	101	2	0.2%
53	102	6	0.5%
54	103	3	0.2%
55	104	5	0.4%
56	105	6	0.5%
57	111	39	3.0%
58	112	1	0.1%
59	113	2	0.2%
60	119	4	0.3%
61	201	8	0.6%
62	202	6	0.5%
63	203	3	0.2%
64	211	25	2.0%
65	291	1	0.1%
66	292	6	0.5%
67	293	4	0.3%
68	295	2	0.2%
69	296	2	0.2%
70	297	5	0.4%
71	299	82	6.4%
72	301	1	0.1%

# V695: Spouse's main occupation

Value	Label	Cases	Percentage
73	302	10	0.8%
74	311	2	0.2%
75	312	1	0.1%
76	313	4	0.3%
77	319	2	0.2%
78	321	5	0.4%
79	322	2	0.2%
80	330	3	0.2%
81	331	18	1.4%
82	332	11	0.9%
83	333	48	3.8%
84	334	3	0.2%
85	339	1	0.1%
86	401	61	4.8%
87	403	1	0.1%
88	404	1	0.1%
89	406	1	0.1%
90	407	1	0.1%
91	411	12	0.9%
92	412	8	0.6%
93	413	2	0.2%
94	430	2	0.2%
95	431	14	1.1%
96	432	1	0.1%
97	441	9	0.7%
98	530	4	0.3%
99	531	1	0.1%
100	599	1	0.1%
101	600	4	0.3%
102	602	1	0.1%
103	603	2	0.2%
104	612	3	0.2%
105	613	1	0.1%
106	621	1	0.1%
107	631	2	0.2%
108	641	6	0.5%
109	643	2	0.2%
110	644	24	1.9%
111	651	1	0.1%
112	654	1	0.1%
113	655	1	0.1%
114	662	2	0.2%
115	663	1	0.1%
116	664	4	0.3%
117	670	2	0.2%

# V695: Spouse's main occupation

Value	Label	Cases	Percentage
118	671	10	0.8%
119	674	4	0.3%
120	675	3	0.2%
121	679	1	0.1%
122	681	1	0.1%
123	699	4	0.3%
124	701	1	0.1%
125	702	2	0.2%
126	704	1	0.1%
127	709	2	0.2%
128	712	1	0.1%
129	714	3	0.2%
130	715	2	0.2%
131	716	5	0.4%
132	722	1	0.1%
133	731	3	0.2%
134	736	2	0.2%
135	741	1	0.1%
136	744	1	0.1%
137	751	13	1.0%
138	752	3	0.2%
139	753	19	1.5%
140	754	6	0.5%
141	755	9	0.7%
142	756	11	0.9%
143	757	5	0.4%
144	759	5	0.4%
145	761	16	1.2%
146	762	3	0.2%
147	763	4	0.3%
148	764	4	0.3%
149	765	1	0.1%
150	769	3	0.2%
151	772	5	0.4%
152	773	1	0.1%
153	774	40	3.1%
154	775	1	0.1%
155	776	3	0.2%
156	777	7	0.5%
157	781	3	0.2%
158	782	1	0.1%
159	783	1	0.1%
160	791	1	0.1%
161	793	17	1.3%
162	795	1	0.1%



# V695: Spouse's main occupation

Value	Label	Cases	Percentage
163	799	1	0.1%
164	801	1	0.1%
165	802	1	0.1%
166	803	1	0.1%
167	804	2	0.2%
168	809	1	0.1%
169	812	1	0.1%
170	821	3	0.2%
171	822	2	0.2%
172	825	6	0.5%
173	826	5	0.4%
174	827	2	0.2%
175	832	1	0.1%
176	839	6	0.5%
177	852	1	0.1%
178	853	2	0.2%
179	857	1	0.1%
180	858	1	0.1%
181	861	5	0.4%
182	871	3	0.2%
183	872	2	0.2%
184	873	1	0.1%
185	874	10	0.8%
186	875	1	0.1%
187	876	3	0.2%
188	881	1	0.1%
189	882	7	0.5%
190	901	1	0.1%
191	903	3	0.2%
192	904	1	0.1%
193	909	4	0.3%
194	911	12	0.9%
195	912	10	0.8%
196	913	6	0.5%
197	914	8	0.6%
198	915	23	1.8%
199	917	1	0.1%
200	919	8	0.6%
201	921	7	0.5%
202	922	7	0.5%
203	931	18	1.4%
204	932	46	3.6%
205	933	2	0.2%
206	934	2	0.2%
207	941	4	0.3%

**# V695: Spouse's main occupation**

<b>Value</b>	<b>Label</b>	<b>Cases</b>	<b>Percentage</b>
208	942	1	0.1%
209	951	2	0.2%
210	971	3	0.2%
211	999	1	0.1%
Sysmiss		900	

*Warning: these figures indicate the number of cases found in the data file. They cannot be interpreted as summary statistics of the population of interest.*