

**Norway**

**Valen, Henry, Institute for Social Research  
Aardal, Bernt, Institute for Social Research**

## **Norwegian Election Study 1981**

**Study Documentation**

July 21, 2018

# Metadata Production

<b>Metadata Producer(s)</b>	Norwegian Social Science Data Services (NSD)
<b>Production Date</b>	July 13, 2012
<b>Version</b>	
<b>Identification</b>	NSD0063

# Table of Contents

<a href="#">Overview</a>	4
<a href="#">Scope &amp; Coverage</a>	4
<a href="#">Producers &amp; Sponsors</a>	5
<a href="#">Sampling</a>	5
<a href="#">Data Collection</a>	5
<a href="#">Accessibility</a>	5
<a href="#">Rights &amp; Disclaimer</a>	5
<a href="#">Files Description</a>	7
<a href="#">NSD0063</a>	7
<a href="#">Variables Group(s)</a>	8
<a href="#">All variables</a>	8
<a href="#">Background information</a>	26
<a href="#">Work and income</a>	29
<a href="#">Political interests, activity and knowledge</a>	31
<a href="#">Attitudes to political questions</a>	32
<a href="#">View of economy and work</a>	35
<a href="#">Attitude to politics and society</a>	37
<a href="#">Party identification and party symbol</a>	38
<a href="#">Compliance respondent-party in politics</a>	39
<a href="#">Right-left dimension</a>	43
<a href="#">Election and voting</a>	44
<a href="#">Interview technical variablesIntervjutekniske variabler</a>	45
<a href="#">Variables Description</a>	47
<a href="#">NSD0063</a>	48

## Norwegian Election Study 1981

Overview	
<b>Type</b>	Norwegian Election Studies
<b>Identification</b>	NSD0063
<b>Version</b>	Production Date: 2012-08-13 <u>Notes</u> Data from Statistics Norway are documented and prepared, third NSD edition.
<b>Series</b>	The Norwegian Election Research Programme was launched in the middle of the 1950's, under the direction of The Institute for Social Research. Henry Valen and Stein Rokkan were responsible for the programme. The programme co-operated with Norsk Gallup Institute A/S for sample survey data collection in the election studies covering the Storting elections in 1957, 1965, 1969 and 1973. Since 1977 the programme has co-operated with Statistics Norway (SSB) for the data collection for these studies. The election studies are intended to give statistical data for research covering elections and political processes in Norway. Since the start of the Norwegian Election Programme Professor Henry Valen has been the key administrator, but in 1985 Bernt Aardal took over as executive manager.
<p><b><u>Abstract</u></b></p> <p>The Norwegian Election Research Programme was launched in the middle of the 1950's, under the direction of The Institute for Social Research. Henry Valen and Stein Rokkan were responsible for the programme. The programme co-operated with Norsk Gallup Institute A/S for sample survey data collection in the election studies covering the Storting elections in 1957, 1965, 1969 and 1973. In these first studies interviews were carried out both before and after the elections. Since 1977 the programme has co-operated with Statistics Norway (SSB) for the data collection for these studies. After 1977 interviewing has only been conducted after the elections. The election studies are intended to give statistical data for research purposes on elections and political processes in Norway. Since the start of the Norwegian Election Programme Professor Henry Valen has been the key administrator, but in 1985 Prof. Bernt Aardal took over as executive manager.</p> <p>For access to the dataset, use the NSD application form:</p> <p><a href="http://www.nsd.uib.no/nsd/english/orderform.html">http://www.nsd.uib.no/nsd/english/orderform.html</a></p>	
<b>Kind of Data</b>	Survey data
<b>Unit of Analysis</b>	Individual

Scope & Coverage	
<b>Keywords</b>	Politics, Elections, Political participation, Political attitudes, Voting, Mass media
<b>Topics</b>	Elections
<b><u>Time Period(s)</u></b>	1981
<b><u>Countries</u></b>	Norway
<p><b><u>Geographic Coverage</u></b></p> <p>Country</p>	
<p><b><u>Universe</u></b></p> <p>People who are entitled to vote under 80 years of age.</p>	

<b>Producers &amp; Sponsors</b>	
<b>Primary Investigator(s)</b>	Valen, Henry, Institute for Social Research Aardal, Bernt, Institute for Social Research
<b>Other Producer(s)</b>	Statistics Norway (SSB)
<b>Funding Agency/ies</b>	The Research Council of Norway (NFR)

<b>Sampling</b>
<p><b><u>Sampling Procedure</u></b></p> <p>The sample for the Norwegian Election Survey 1981, was drawn by Statistics Norway, and is a self weighting sample (all individuals in the population has an equal probability of being sampled for the survey). To obtain information about changes in attitudes in the electorate 981 people born from 1902 to 1957 has been drawn from the (gross) sample for the Norwegian Election Survey 1977. This sample was complemented by a selection of 132 persons from the 6 cohorts (born 1958 - 1963) who have achieved the right to vote after the 1977 election. The remainder of the sample, 1095 individuals born from 1902 to 1963, is drawn from the Statistics Norway's selection register. The drawing is performed in such a way that the total sample is self weighting.</p> <p>Gross sample: 2 208 Net sample: 1 596 Response rate: 78,7%</p>

<b>Data Collection</b>	
<b>Data Collection Dates</b>	start 1981-09-15 end 1981-10-31
<b>Time Period(s)</b>	single 1981
<b>Data Collection Mode</b>	Face-to-face interview
<b>Data Collector(s)</b>	Statistics Norway (SSB)

<b>Accessibility</b>	
<b>Distributor(s)</b>	Norwegian Social Science Data Services
<p><b><u>Access Conditions</u></b></p> <p>Application for access to the data has to include name, institutional affiliation, project title, information about sources of financing, postal address. A declaration of secrecy has to be signed before delivery of data.</p>	
<p><b><u>Citation Requirements</u></b></p> <p>Users are obliged to refer to producer and distributor of the data by writing the following in forewords or footnotes in eventual publications:</p> <p>"(Some of) the data applied in the analysis in this publication are based on "Norwegian Election Study 1981". The survey was financed by The Research Council of Norway. The data are provided by Statistics Norway, and prepared and made available by the Norwegian Social Science Data Services (NSD). Neither Statistics Norway, The Research Council of Norway nor NSD are responsible for the analysis/interpretation of the data presented here.</p>	

<b>Rights &amp; Disclaimer</b>	
<p><b><u>Disclaimer</u></b></p> <p>Neither Statistics Norway, The Research Council of Norway nor NSD are responsible for the analysis/interpretation of the data presented here.</p>	

<b>Copyright</b>	Copyright (C) 1982 Statistics Norway
------------------	--------------------------------------

# Files Description

Dataset contains 1 file(s)

NSD0063	
# Cases	1596
# Variable(s)	325

# Variables Group(s)

Dataset contains 12 group(s)

Group All variables							
#	Name	Label	Type	Format	Valid	Invalid	Question
1	panel77	Ident-no R	continuous	numeric-8.0	1596	0	Identification number R.
2	seqnum	seqnum	continuous	numeric-8.2	1596	0	seqnum.
3	var011	R year of birth	continuous	numeric-8.0	1596	0	R year of birth.
4	var013	R gender/sex	discrete	numeric-8.0	1596	0	R gender.
5	var022	Intwerview was conducted (date)	continuous	numeric-8.2	1596	0	Intwerview was conducted.
6	var026	Interview time from (hhmm)	continuous	numeric-8.2	1596	0	Interview time from:
7	var030	Interview time to (hhmm)	continuous	numeric-8.2	1596	0	Interview time to:
8	var034	Interview time (minutes)	continuous	numeric-8.2	1596	0	Interview time in minutes.
9	var037	Number of personal visits	continuous	numeric-8.0	1596	0	Contact with R ... .. A. Number of personal visits.
10	var038	Number of contacts over telephone	continuous	numeric-8.0	1596	0	Contact with R ... .. B. Number of contacts over telephone.
11	var039	Agreed time for interview in adv.	discrete	numeric-8.0	1596	0	Was it appointed time for the interview in advance?
12	var040	Has R received additional form	discrete	numeric-8.0	1596	0	Has R received additional form?
13	var041	Rs residential area	discrete	numeric-8.0	1596	0	Does R live in a densely or sparsely populated area?
14	var052	Did you grow up or move?	discrete	numeric-8.0	1596	0	Were you raised here (in town) or did you move to here?
15	var053	County of origin	discrete	numeric-8.0	1596	0	In what county did you grow up?
16	var055	How was the palce wher you grew up?	discrete	numeric-8.0	1596	0	How was the place where you grew up, would you say it was rural or an urban location, a typical city, or one of the larger cities in the country?
17	var056	Politically interested	discrete	numeric-8.0	1596	0	Would you say that you generally are very interested in politics, fairly interested or not interested?
18	var057	Read politics newspaper	discrete	numeric-8.0	1596	0	How often do you usually read about politics in the newspapers, would you say that you read the stuff daily, often, sometimes or never?
19	var058	Did you see television programs elections revue?	discrete	numeric-8.0	1596	0	Before this year's election NRK collected their election broadcasts in one program item "Valgrevyen (Elections revue)" which was sent every evening except Saturday and Sunday the last 3 weeks before the election. Did you see some of these programs?
20	var059	tv programs per week	discrete	numeric-8.0	1596	0	<a href="#">var059 question details</a>
21	var060	First issue imp. vote	discrete	numeric-8.0	1596	0	Can you name one or two issues that were particularly important to your vote ... .. A. The first case mentioned.
22	var062	Second issue imp. vote	discrete	numeric-8.0	1596	0	Can you name one or two issues that were particularly important to



#	Name	Label	Type	Format	Valid	Invalid	Question
							your vote ... .. A. The second case mentioned.
23	var064	No issue imp. vote	discrete	numeric-8.0	1596	0	Can you name one or two issues that were particularly important to your vote ... .. C. No issues of special importance.
24	var066	Opinion of cont. NATO membersh.	discrete	numeric-8.0	1596	0	First, the question of whether Norway should continue to be a member of NATO (North Atlantic Treaty) or whether membership should be discontinued. Is this an issue you have an opinion on?
25	var067	Continued membersh. NATO?	discrete	numeric-8.0	1596	0	Many are of the opinion that we should continue to adhere to the NATO alliance, while others believe that our membership should be discontinued, what is your opinion?
26	var068	attitude towards development assistance	discrete	numeric-8.0	1596	0	<a href="#">var068 question details</a>
27	var069	Concerned with the discussion about nuclear-free zones?	discrete	numeric-8.0	1596	0	The question of the introduction of nuclear free zones has been discussed recently. How interested have you been of this discussion, would you say that you have been very interested, somewhat interested or not interested?
28	var070	Should current nuclear policy be maintained?	discrete	numeric-8.0	1596	0	What is your opinion. Do you think that our current nuclear policy should be maintained (ie, no nuclear weapons in Norway in peacetime) or do you support the idea of nuclear free zones in the Nordic countries and Europe?
29	var071	Nuclear free zones	discrete	numeric-8.0	1596	0	Nuclear free zones.
30	var075	Nuclear Politics in agreement with NATO?	discrete	numeric-8.0	1596	0	Many believe that negotiations on nuclear-free zones should only be done in consultation with our allies in NATO, while others argue that the Norwegian authorities should also address the question of zone on their own with countries outside NATO. What is your view?
31	var076	Opinion on social security policy?	discrete	numeric-8.0	1596	0	<a href="#">var076 question details</a>
32	var077	Extension or restriction of the social security	discrete	numeric-8.0	1596	0	What is your opinion. Do you think that in the future there should be less of the benefits, that they should be maintained as they are now, or they should be built further out?
33	var078	Why less of the benefits?	discrete	numeric-8.0	1596	0	Why do you think that? Which of the following reasons, will you put most emphasis on?
34	var079	What benefits should be built further out?	discrete	numeric-8.0	1596	0	What benefits are you thinking about?
35	var081	Misuse social security	discrete	numeric-8.0	1596	0	Do you think that our social security are misused to a large extent, misused a lot, or that they are misused very little?
36	var082	Views on the pace of oil development	discrete	numeric-8.0	1596	0	The Storting has laid down the pace of oil production on the Norwegian continental shelf to 90 million tons of oil and gas pr. years. But there are differing

#	Name	Label	Type	Format	Valid	Invalid	Question
							opinions on this pace plan. Which of the views on this card is closest to your own view of oil production?
37	var083	Attitude towards abortion?	discrete	numeric-8.0	1596	0	There is still discussion about access to abortion. On this card are some of the positions being argued in this debate. Which of the statements on the card best fits your own opinion?
38	var084	Importan what party won lost elect	discrete	numeric-8.0	1596	0	When you look back at the election this autumn, would you say that you personally cared much about which party or which parties won or lost the election, or did it make little difference to you personally?
39	var085	Gov. policy or other unemployment	discrete	numeric-8.0	1596	0	We have had some unemployment. What do you think this is most due to: government policy or other reasons?
40	var086	Unemployment conservative gov.	discrete	numeric-8.0	1596	0	Let us imagine that we had a conservative government in these four years, do you think that unemployment would have been about the same as now, more than now, or less than now?
41	var087	Gov. policy or other inflation	discrete	numeric-8.0	1596	0	The prices have continued to rise, and the value of the krone has gone down. What do you think this is most due to: government policy or other reasons?
42	var088	Inflation conservative gov.	discrete	numeric-8.0	1596	0	Let us assume that we had a conservative government, do you think that prices would have been about that now, lower than now, or higher than now?
43	var089	Personal econ. future.	discrete	numeric-8.0	1596	0	Let's think ahead to the coming years. Do you think your financial situation will be much like now, it will be better than now, or you fear that it will be worse than now?
44	var090	Fear of unemploy. coming years	discrete	numeric-8.0	1596	0	Do you fear or fear you not that you or someone in your family will be affected by unemployment in the next few years?
45	var091	Party affiliation	discrete	numeric-8.0	1596	0	Many feel as supporters of a particular party, while others feel more independent of parties. Would you say that you generally think of yourself as a right of man (-woman), a Labour man (-woman), SV-man (-woman), etc., or do you feel is not related to any of the parties?
46	var093	Strongly convinced supporter?	discrete	numeric-8.0	1596	0	You consider yourself as strongly convinced supporter of your party, or you are not very strongly convinced?
47	var094	Paying memeber of a party	discrete	numeric-8.0	1596	0	Are you presently a paying memeber of a political party?
48	var095	Direct or collective membership?	discrete	numeric-8.0	1596	0	Is this direct membership or collective endorsement by a union?
49	var096	Member of which party	discrete	numeric-8.0	1596	0	Which party is this?
50	var098	Why member?	discrete	numeric-8.0	1596	0	Why did you become a member?

#	Name	Label	Type	Format	Valid	Invalid	Question
51	var099	Would consider becoming a member of any political party?	discrete	numeric-8.0	1596	0	Would you consider becoming a member of any political party?
52	var100	why not become member?	discrete	numeric-8.0	1596	0	Why have you not become a member?
53	var101	Why would you not consider membership?	discrete	numeric-8.0	1596	0	Why not?
54	var102	Participated meeting party lists?	discrete	numeric-8.0	1596	0	The parties have held several meetings to discuss the setting up of the candidate lists ahead of this fall's elections. Have you participated in any such meetings?
55	var103	Build more kindergartens	discrete	numeric-8.0	1596	0	Using one of the answers on this card, how do you see ... .. A. The proposal to build more kindergartens?
56	var104	Reduce gov. cont. of business	discrete	numeric-8.0	1596	0	Using one of the answers on this card, how do you see ... .. B. The proposal to reduce state control over private business operations?
57	var105	Stop all trade with s.africa	discrete	numeric-8.0	1596	0	Using one of the answers on this card, how do you see ... .. C. The proposal to stop all trade with South Africa?
58	var106	Prohibit drilling north of 62 n	discrete	numeric-8.0	1596	0	Using one of the answers on this card, how do you see ... .. D. Prohibit all oil drilling north of the 62 latitude?
59	var107	Nationalize large/important companies	discrete	numeric-8.0	1596	0	Using one of the answers on this card, how do you see ... .. E. Nationalize large and important companies?
60	var108	Reduce military spending	discrete	numeric-8.0	1596	0	Using one of the answers on this card, how do you see ... .. F. Reduce military spending?
61	var109	Lowering taxes on high incomes	discrete	numeric-8.0	1596	0	Using one of the answers on this card, how do you see ... .. G. Lowering taxes on high incomes?
62	var110	More private firms in the north sea	discrete	numeric-8.0	1596	0	Using one of the answers on this card, how do you see ... .. H. Let more private firms gain access to oil production in the North Sea?
63	var111	Stop aid to Cuba and Vietnam	discrete	numeric-8.0	1596	0	Using one of the answers on this card, how do you see ... .. I. And finally, the proposal to stop Norwegian aid to Cuba and Vietnam?
64	var112	If the ec (eu) vote tomorrow	discrete	numeric-8.0	1596	0	Let us imagine that there would be held a new referendum on Norwegian membership in the EC/EU tomorrow, would you vote for or against?
65	var113	The danger of Norway to be included in war	discrete	numeric-8.0	1596	0	How great do you think the danger is that Norway will be in a new war in the near future, do you think the danger is great, do you think it is fairly large, or do you think it is quite small?
66	var114	Risks of oil drilling along the Norwegian coast	discrete	numeric-8.0	1596	0	There are different opinions about the dangers of oil drilling along the Norwegian coast. Do you think that the risk of serious accidents is so great that we should wait with further development, or do you think that the risk is not so great and we can therefore continue development?

#	Name	Label	Type	Format	Valid	Invalid	Question
67	var115	Attitudes towards the development of the Alta river	discrete	numeric-8.0	1596	0	Then there is the question of the development of the Alta River. How do you see this issue? Do you think the Alta river should be developed as soon as possible, that development should wait until all issues have been resolved, or that the development should be stopped once and for all?
68	var116	Alta developed, Finnmark need the power	discrete	numeric-8.0	1596	0	Here are some views raised in the discussion on Alta development. For each of the statements I read up I'd like to hear if you agree or disagree ... A. Alta river system should be developed because Finnmark need this power.
69	var117	Stop dev. before permanent damage	discrete	numeric-8.0	1596	0	Here are some views raised in the discussion on Alta development. For each of the statements I read up I'd like to hear if you agree or disagree ... B. We must stop the development because it leads to permanent damage and impact on nature.
70	var118	Outsiders not overrule Parliament	discrete	numeric-8.0	1596	0	Here are some views raised in the discussion on Alta development. For each of the statements I read up I'd like to hear if you agree or disagree ... C. It is unacceptable that outside groups will stop a development that has been approved by parliament and government.
71	var119	important to protect the saami culture and legal right than electric power	discrete	numeric-8.0	1596	0	Here are some views raised in the discussion on Alta development. For each of the statements I read up I'd like to hear if you agree or disagree ... D. It is important to defend the Saami culture and their right to pasture than to get more electricity.
72	var120	Employees should choose half of board members.	discrete	numeric-8.0	1596	0	And then a couple of other issues ... A. Employees should choose half of the board members of private companies.
73	var121	Halvpart.av styrever bør være kvinner	discrete	numeric-8.0	1596	0	And then a couple of other issues ... B. Women should constitute half of the members of public boards and committees.
74	var122	A: regonise plo,b:threat israel	discrete	numeric-8.0	1596	0	A says: Peace in the Middle East can only be achieved by a recognition of the Palestinian liberation movement PLO. B says: A recognition of the PLO is a threat to Israel. Which of the two are you most agree with?
75	var123	A: enough reduction econ. b: important to reduce more	discrete	numeric-8.0	1596	0	A says: Here in Norway we have come so far in reducing the economic inequalities that it is desirable to go. B says: Differences in people's financial capability is still so large that the government must see it as a major task to reduce them. Which of these two are you most agree with?
76	var124	A:equality=less effort,b: perform their best	discrete	numeric-8.0	1596	0	A says: It is not possible to create greater equity in people's wages without compromising dedication to the individual. B says: The feeling of performing their best is more important

#	Name	Label	Type	Format	Valid	Invalid	Question
							for the individual's work effort than to make more money than others. Which of these two are you most agree with?
77	var125	A:long edu. better wage,b: long edu good enough	discrete	numeric-8.0	1596	0	<a href="#">var125 question details</a>
78	var126	Security policy and norw. relations. to NATO-DNA	discrete	numeric-8.0	1596	0	<a href="#">var126 question details</a>
79	var127	Security policy and norw. relations. to NATO-DLF	discrete	numeric-8.0	1596	0	<a href="#">var127 question details</a>
80	var128	Security policy and norw. relations. to NATO-FrP	discrete	numeric-8.0	1596	0	<a href="#">var128 question details</a>
81	var129	Security policy and norw. relations. to NATO-H	discrete	numeric-8.0	1596	0	<a href="#">var129 question details</a>
82	var130	Security policy and norw. relations. to NATO-KrF	discrete	numeric-8.0	1596	0	<a href="#">var130 question details</a>
83	var131	Security policy and norw. relations. to NATO-K	discrete	numeric-8.0	1596	0	<a href="#">var131 question details</a>
84	var132	Security policy and norw. relations. to NATO-RV	discrete	numeric-8.0	1596	0	<a href="#">var132 question details</a>
85	var133	Security policy and norw. relations. to NATO-Sp	discrete	numeric-8.0	1596	0	<a href="#">var133 question details</a>
86	var134	Security policy and norw. relations. to NATO-SV	discrete	numeric-8.0	1596	0	<a href="#">var134 question details</a>
87	var135	Security policy and norw. relations. to NATO-V	discrete	numeric-8.0	1596	0	<a href="#">var135 question details</a>
88	var136	Security policy and norw. relations. to NATO-all	discrete	numeric-8.0	1596	0	<a href="#">var136 question details</a>
89	var137	Security policy and norw. relations. to NATO-none	discrete	numeric-8.0	1596	0	<a href="#">var137 question details</a>
90	var138	Security policy and norw. relations. to NATO-other	discrete	numeric-8.0	1596	0	<a href="#">var138 question details</a>
91	var139	Pace of oil development-DNA	discrete	numeric-8.0	1596	0	<a href="#">var139 question details</a>
92	var140	Pace of oil development-DLF	discrete	numeric-8.0	1596	0	<a href="#">var140 question details</a>
93	var141	Pace of oil development-FrP	discrete	numeric-8.0	1596	0	<a href="#">var141 question details</a>
94	var142	Pace of oil development-H	discrete	numeric-8.0	1596	0	<a href="#">var142 question details</a>
95	var143	Pace of oil development-KrF	discrete	numeric-8.0	1596	0	<a href="#">var143 question details</a>
96	var144	Pace of oil development-K	discrete	numeric-8.0	1596	0	<a href="#">var144 question details</a>
97	var145	Pace of oil development-RV	discrete	numeric-8.0	1596	0	<a href="#">var145 question details</a>
98	var146	Pace of oil development-Sp	discrete	numeric-8.0	1596	0	<a href="#">var146 question details</a>
99	var147	Pace of oil development-SV	discrete	numeric-8.0	1596	0	<a href="#">var147 question details</a>
100	var148	Pace of oil development-V	discrete	numeric-8.0	1596	0	<a href="#">var148 question details</a>
101	var149	Pace of oil development-all	discrete	numeric-8.0	1596	0	<a href="#">var149 question details</a>
102	var150	Pace of oil development-none	discrete	numeric-8.0	1596	0	<a href="#">var150 question details</a>
103	var151	Pace of oil development-other	discrete	numeric-8.0	1596	0	<a href="#">var151 question details</a>
104	var152	Tax policy-DNA	discrete	numeric-8.0	1596	0	<a href="#">var152 question details</a>

#	Name	Label	Type	Format	Valid	Invalid	Question
105	var153	Tax policy-DLF	discrete	numeric-8.0	1596	0	<a href="#">var153 question details</a>
106	var154	Tax policy-FrP	discrete	numeric-8.0	1596	0	<a href="#">var154 question details</a>
107	var155	Tax policy-H	discrete	numeric-8.0	1596	0	<a href="#">var155 question details</a>
108	var156	Tax policy-KrF	discrete	numeric-8.0	1596	0	<a href="#">var156 question details</a>
109	var157	Tax policy-K	discrete	numeric-8.0	1596	0	<a href="#">var157 question details</a>
110	var158	Tax policy-RV	discrete	numeric-8.0	1596	0	<a href="#">var158 question details</a>
111	var159	Tax policy-Sp	discrete	numeric-8.0	1596	0	<a href="#">var159 question details</a>
112	var160	Tax policy-SV	discrete	numeric-8.0	1596	0	<a href="#">var160 question details</a>
113	var161	Tax policy-V	discrete	numeric-8.0	1596	0	<a href="#">var161 question details</a>
114	var162	Tax policy-all	discrete	numeric-8.0	1596	0	<a href="#">var162 question details</a>
115	var163	Tax policy-none	discrete	numeric-8.0	1596	0	<a href="#">var163 question details</a>
116	var164	Tax policy-other	discrete	numeric-8.0	1596	0	<a href="#">var164 question details</a>
117	var165	Equality between the genders-DNA	discrete	numeric-8.0	1596	0	<a href="#">var165 question details</a>
118	var166	Equality between the genders-DLF	discrete	numeric-8.0	1596	0	<a href="#">var166 question details</a>
119	var167	Equality between the genders-FrP	discrete	numeric-8.0	1596	0	<a href="#">var167 question details</a>
120	var168	Equality between the genders-H	discrete	numeric-8.0	1596	0	<a href="#">var168 question details</a>
121	var169	Equality between the genders-KrF	discrete	numeric-8.0	1596	0	<a href="#">var169 question details</a>
122	var170	Equality between the genders-K	discrete	numeric-8.0	1596	0	<a href="#">var170 question details</a>
123	var171	Equality between the genders-RV	discrete	numeric-8.0	1596	0	<a href="#">var171 question details</a>
124	var172	Equality between the genders-Sp	discrete	numeric-8.0	1596	0	<a href="#">var172 question details</a>
125	var173	Equality between the genders-SV	discrete	numeric-8.0	1596	0	<a href="#">var173 question details</a>
126	var174	Equality between the genders-V	discrete	numeric-8.0	1596	0	<a href="#">var174 question details</a>
127	var175	Equality between the genders-all	discrete	numeric-8.0	1596	0	<a href="#">var175 question details</a>
128	var176	Equality between the genders-none	discrete	numeric-8.0	1596	0	<a href="#">var176 question details</a>
129	var177	Equality between the genders-other	discrete	numeric-8.0	1596	0	<a href="#">var177 question details</a>
130	var178	Abortion issue-DNA	discrete	numeric-8.0	1596	0	We want to know how you like the different parties' stance to the various issues. Can you for each of the issues I mention say which party or parties you believe best expresses your own opinion ... .. E. And on the issue of abortion ... .. A. The norwegian labour party.
131	var179	Abortion issue-DLF	discrete	numeric-8.0	1596	0	We want to know how you like the different parties' stance to the various issues. Can you for each of the issues I mention say which party or parties

#	Name	Label	Type	Format	Valid	Invalid	Question
							you believe best expresses your own opinion ... .. E. And on the issue of abortion ... .. B. The liberal peoples' party.
132	var180	Abortion issue-FrP	discrete	numeric-8.0	1596	0	We want to know how you like the different parties' stance to the various issues. Can you for each of the issues I mention say which party or parties you believe best expresses your own opinion ... .. E. And on the issue of abortion ... .. C. The progress party.
133	var181	Abortion issue-H	discrete	numeric-8.0	1596	0	We want to know how you like the different parties' stance to the various issues. Can you for each of the issues I mention say which party or parties you believe best expresses your own opinion ... .. E. And on the issue of abortion ... .. D. The conservative party.
134	var182	Abortion issue-KrF	discrete	numeric-8.0	1596	0	We want to know how you like the different parties' stance to the various issues. Can you for each of the issues I mention say which party or parties you believe best expresses your own opinion ... .. E. And on the issue of abortion ... .. E. The christian democratic party.
135	var183	Abortion issue-K	discrete	numeric-8.0	1596	0	We want to know how you like the different parties' stance to the various issues. Can you for each of the issues I mention say which party or parties you believe best expresses your own opinion ... .. E. And on the issue of abortion ... .. F. The norwegian communist party.
136	var184	Abortion issue-RV	discrete	numeric-8.0	1596	0	We want to know how you like the different parties' stance to the various issues. Can you for each of the issues I mention say which party or parties you believe best expresses your own opinion ... .. E. And on the issue of abortion ... .. G. Red electoral alliance.
137	var185	Abortion issue-Sp	discrete	numeric-8.0	1596	0	We want to know how you like the different parties' stance to the various issues. Can you for each of the issues I mention say which party or parties you believe best expresses your own opinion ... .. E. And on the issue of abortion ... .. H. The centre (agrarian) party.
138	var186	Abortion issue-SV	discrete	numeric-8.0	1596	0	We want to know how you like the different parties' stance to the various issues. Can you for each of the issues I mention say which party or parties you believe best expresses your own opinion ... .. E. And on the issue of abortion ... .. I. The socialist left party.
139	var187	Abortion issue-V	discrete	numeric-8.0	1596	0	We want to know how you like the different parties' stance to the various issues. Can you for each of the issues I mention say which party or parties you believe best expresses your own opinion ... .. E. And on the issue of abortion ... .. J. The liberal party.

#	Name	Label	Type	Format	Valid	Invalid	Question
140	var188	Abortion issue-all	discrete	numeric-8.0	1596	0	We want to know how you like the different parties' stance to the various issues. Can you for each of the issues I mention say which party or parties you believe best expresses your own opinion ... .. E. And on the issue of abortion ... .. K. All parties the same.
141	var189	Abortion issue-none	discrete	numeric-8.0	1596	0	We want to know how you like the different parties' stance to the various issues. Can you for each of the issues I mention say which party or parties you believe best expresses your own opinion ... .. E. And on the issue of abortion ... .. L. No parties.
142	var190	Abortion issue-other	discrete	numeric-8.0	1596	0	We want to know how you like the different parties' stance to the various issues. Can you for each of the issues I mention say which party or parties you believe best expresses your own opinion ... .. E. And on the issue of abortion ... .. M. Other parties, don't know, won't answer.
143	var191	Public control and management-DNA	discrete	numeric-8.0	1596	0	<a href="#">var191 question details</a>
144	var192	Public control and management-DLF	discrete	numeric-8.0	1596	0	<a href="#">var192 question details</a>
145	var193	Public control and management-FrP	discrete	numeric-8.0	1596	0	<a href="#">var193 question details</a>
146	var194	Public control and management-H	discrete	numeric-8.0	1596	0	<a href="#">var194 question details</a>
147	var195	Public control and management-KrF	discrete	numeric-8.0	1596	0	<a href="#">var195 question details</a>
148	var196	Public control and management-K	discrete	numeric-8.0	1596	0	<a href="#">var196 question details</a>
149	var197	Public control and management-RV	discrete	numeric-8.0	1596	0	<a href="#">var197 question details</a>
150	var198	Public control and management-Sp	discrete	numeric-8.0	1596	0	<a href="#">var198 question details</a>
151	var199	Public control and management-SV	discrete	numeric-8.0	1596	0	<a href="#">var199 question details</a>
152	var200	Public control and management-V	discrete	numeric-8.0	1596	0	<a href="#">var200 question details</a>
153	var201	Public control and management-all	discrete	numeric-8.0	1596	0	<a href="#">var201 question details</a>
154	var202	Public control and management-none	discrete	numeric-8.0	1596	0	<a href="#">var202 question details</a>
155	var203	Public control and management-other	discrete	numeric-8.0	1596	0	<a href="#">var203 question details</a>
156	var204	Radical - conservative?	discrete	numeric-8.0	1596	0	<a href="#">var204 question details</a>
157	var205	NKP on the radical-conservative scale	discrete	numeric-8.0	1596	0	Where will you place the various parties on this scale ... .. A. NKP (The norwegian communist party).
158	var206	Sp on the radical-conservative scale	discrete	numeric-8.0	1596	0	Where will you place the various parties on this scale ... .. B. Sp (The centre (agrarian) party).



#	Name	Label	Type	Format	Valid	Invalid	Question
159	var207	FrP on the radical-conservative scale	discrete	numeric-8.0	1596	0	Where will you place the various parties on this scale ... C. FrP (The progress party).
160	var208	V on the radical-conservative scale	discrete	numeric-8.0	1596	0	Where will you place the various parties on this scale ... D. V (The liberal party).
161	var209	DNA on the radical-conservative scale	discrete	numeric-8.0	1596	0	Where will you place the various parties on this scale ... E. DNA (The norwegian labour party).
162	var210	H on the radical-conservative scale	discrete	numeric-8.0	1596	0	Where will you place the various parties on this scale ... F. H (The conservative party).
163	var211	DLF on the radical-conservative scale	discrete	numeric-8.0	1596	0	Where will you place the various parties on this scale ... G. DLF (The liberal peoples' party).
164	var212	RV on the radical-conservative scale	discrete	numeric-8.0	1596	0	Where will you place the various parties on this scale ... H. RV (Red electoral alliance).
165	var213	KrF on the radical-conservative scale	discrete	numeric-8.0	1596	0	Where will you place the various parties on this scale ... I. KrF (The christian democratic party).
166	var214	SV on the radical-conservative scale	discrete	numeric-8.0	1596	0	Where will you place the various parties on this scale ... J. SV (The socialist left party).
167	var215	The governing waste tax money?	discrete	numeric-8.0	1596	0	Do you think that those managing waste a large portion of the money we pay in taxes, they waste out some of it, or do they in reality waste very little of the money?
168	var216	Do the politic. know what they do?	discrete	numeric-8.0	1596	0	Do you feel that most Norwegian politicians are skilled people who usually know what they are doing, or do you think that many of them have little knowledge of the issues they are set to manage?
169	var217	Are politicians trustworthy?	discrete	numeric-8.0	1596	0	Do you think that most of our politicians are trustworthy, that politicians are mostly trustworthy, or few Norwegian politicians are trustworthy?
170	var218	Are you satisfied with democracy?	discrete	numeric-8.0	1596	0	How do you see the way democracy works in here in the country? Would you say that you generally are very satisfied, fairly satisfied, not very satisfied or not at all satisfied?
171	var219	Organisations have too much power	discrete	numeric-8.0	1596	0	Will you again for each statement I read up say whether you agree or disagree ... A. The large organizations in business and industry possess too much power in society.
172	var220	People should keep opinions to themselves	discrete	numeric-8.0	1596	0	Will you again for each statement I read up say whether you agree or disagree ... B. People should keep their political opinions to themselves - it only leads to trouble if one tells everyone where one stands.
173	var221	Take care of the natural resources for descendants	discrete	numeric-8.0	1596	0	Will you again for each statement I read up say whether you agree or disagree ... C. We need to take better

#	Name	Label	Type	Format	Valid	Invalid	Question
							care of the natural resources in the interests of future generations.
174	var222	Together with other parties shut up.	discrete	numeric-8.0	1596	0	Will you again for each statement I read up say whether you agree or disagree ... .. D. When you get together with people one knows sympathize with another party than oneself, it's almost always best to avoid all talk of politics.
175	var223	Statoil is too powerfull	discrete	numeric-8.0	1596	0	Will you again for each statement I read up say whether you agree or disagree ... .. E. The state oil company, Statoil, has become too powerful and should be on equal footing with the private companies.
176	var224	Focus on strong econ. growth and high prod.	discrete	numeric-8.0	1596	0	Will you again for each statement I read up say whether you agree or disagree ... .. F. We should aim for a society with high economic growth and high productivity.
177	var225	Add emphasis on the shared, not contradictions.	discrete	numeric-8.0	1596	0	Will you again for each statement I read up say whether you agree or disagree ... .. G. It would be far better if people stopped talking about the contradictions between the parties and rather underlined all that they agree on.
178	var226	How should the working hours be?	discrete	numeric-8.0	1596	0	Then we go to the question of the reduction of working time. Do you mean that working hours should be reduced or should it be like today?
179	var227	What kind of reduction?	discrete	numeric-8.0	1596	0	How should the reduction be made: should the working day be shortened or should we get extended vacation?
180	var228	Opinion on wage drift question?	discrete	numeric-8.0	1596	0	<a href="#">var228 question details</a>
181	var229	Assessment of maximum wage	discrete	numeric-8.0	1596	0	What is your view, you see the maximum wage as a threat to the right to negotiate, or as a necessary means to ensure low-income groups' position?
182	var231	Most important matter in society	discrete	numeric-8.0	1596	0	I would like to hear what matters you think is most important in today's society. Which of the issue areas on this card do you think is most important. Which is the second most important? And what is the third most important ... .. A. Most important.
183	var232	Second most important matter in society	discrete	numeric-8.0	1596	0	I would like to hear what matters you think is most important in today's society. Which of the issue areas on this card do you think is most important. Which is the second most important? And what is the third most important ... .. B. Second most important.
184	var233	Third most important matter in society	discrete	numeric-8.0	1596	0	I would like to hear what matters you think is most important in today's society. Which of the issue areas on this card do you think is most important. Which is the second most important? And what is the third most important ... .. C. Third most important.

#	Name	Label	Type	Format	Valid	Invalid	Question
185	var234	How often discussed politics?	discrete	numeric-8.0	1596	0	How often do you talk about the election in the family or with friends and acquaintances. Would you say daily, a few times a week, rarely or never?
186	var235	Been influenced by other party elections	discrete	numeric-8.0	1596	0	Was there anyone you talked to who tried to get you to vote for a particular party?
187	var236	Have you tried influence?	discrete	numeric-8.0	1596	0	Was the other way around, did you try to get someone to vote for a particular party?
188	var237	What do you do when politics are discussed	discrete	numeric-8.0	1596	0	If you are visiting and the conversation turns to politics, which of the descriptions on this card best suits yourself?
189	var238	Do you speak about the issues the media takes up	discrete	numeric-8.0	1596	0	The last weeks before the election, the media contains a lot of political stuff. Do you sometimes address the issues that have been discussed in the mass media in conversations and discussions with friends and acquaintances?
190	var239	How often issues from mass media	discrete	numeric-8.0	1596	0	How often do you bring up issues from newspapers, radio and TV. Would you say that it happens fairly often, occasionally, or only rarely?
191	var240	Difficult to distinguish between parties	discrete	numeric-8.0	1596	0	<a href="#">var240 question details</a>
192	var241	Increase pace development waterways	discrete	numeric-8.0	1596	0	<a href="#">var241 question details</a>
193	var242	Politics not concern me	discrete	numeric-8.0	1596	0	<a href="#">var242 question details</a>
194	var243	Safe econ. growth dev. industry	discrete	numeric-8.0	1596	0	<a href="#">var243 question details</a>
195	var244	Safe employment by state influence	discrete	numeric-8.0	1596	0	<a href="#">var244 question details</a>
196	var245	Politics difficult for normal people	discrete	numeric-8.0	1596	0	<a href="#">var245 question details</a>
197	var246	If not control over banks and industry too much influ	discrete	numeric-8.0	1596	0	<a href="#">var246 question details</a>
198	var247	Only vote to affect politics	discrete	numeric-8.0	1596	0	<a href="#">var247 question details</a>
199	var248	Sympathy KrF	discrete	numeric-8.0	1596	0	<a href="#">var248 question details</a>
200	var251	Sympathy V	discrete	numeric-8.0	1596	0	<a href="#">var251 question details</a>
201	var254	Sympathy Sp	discrete	numeric-8.0	1596	0	<a href="#">var254 question details</a>
202	var257	Sympathy SV	discrete	numeric-8.0	1596	0	<a href="#">var257 question details</a>
203	var260	Sympathy H	discrete	numeric-8.0	1596	0	<a href="#">var260 question details</a>
204	var263	Sympathy DNA	discrete	numeric-8.0	1596	0	<a href="#">var263 question details</a>
205	var266	Sympathy FrP	discrete	numeric-8.0	1596	0	<a href="#">var266 question details</a>
206	var269	Sympathy other	discrete	numeric-8.0	1596	0	<a href="#">var269 question details</a>
207	var272	Sympathy Johan J. Jakobsen	discrete	numeric-8.0	1596	0	Likewise, I would like to hear how you look at some of our political leaders. Here we also use the "sympathy thermometer" that goes from 0 to 100 Which location would you give ... .. A. Johan J. Jakobsen

#	Name	Label	Type	Format	Valid	Invalid	Question
208	var275	Sympathy Gro Harlem Brundtland	discrete	numeric-8.0	1596	0	Likewise, I would like to hear how you look at some of our political leaders. Here we also use the "sympathy thermometer" that goes from 0 to 100 Which location would you give ... B. Gro Harlem Brundtland
209	var278	Sympathy Kåre Kristiansen	discrete	numeric-8.0	1596	0	Likewise, I would like to hear how you look at some of our political leaders. Here we also use the "sympathy thermometer" that goes from 0 to 100 Which location would you give ... C. Kåre Kristiansen
210	var281	Sympathy Berge Furre	discrete	numeric-8.0	1596	0	Likewise, I would like to hear how you look at some of our political leaders. Here we also use the "sympathy thermometer" that goes from 0 to 100 Which location would you give ... D. Berge Furre
211	var284	Sympathy Kåre Willoch	discrete	numeric-8.0	1596	0	Likewise, I would like to hear how you look at some of our political leaders. Here we also use the "sympathy thermometer" that goes from 0 to 100 Which location would you give ... E. Kåre Willoch
212	var287	Sympathy Hans Hammond Rossbach	discrete	numeric-8.0	1596	0	Likewise, I would like to hear how you look at some of our political leaders. Here we also use the "sympathy thermometer" that goes from 0 to 100 Which location would you give ... F. Hans Hammond Rossbach
213	var290	Sympathy Carl I. Hagen	discrete	numeric-8.0	1596	0	Likewise, I would like to hear how you look at some of our political leaders. Here we also use the "sympathy thermometer" that goes from 0 to 100 Which location would you give ... G. Carl I. Hagen
214	var293	Public savings area 1	discrete	numeric-8.0	1596	0	From time to time demands are raised for cuts in public spending. I have a list here of some areas that can be considered. Can you point out three of those areas where in your opinion one should save ... A. 1st area, should save.
215	var295	Public savings area 2	discrete	numeric-8.0	1596	0	From time to time demands are raised for cuts in public spending. I have a list here of some areas that can be considered. Can you point out three of those areas where in your opinion one should save ... B. 2nd area, should save.
216	var297	Public savings area 3	discrete	numeric-8.0	1596	0	From time to time demands are raised for cuts in public spending. I have a list here of some areas that can be considered. Can you point out three of those areas where in your opinion one should save ... C. 3rd area, should save.
217	var299	Easy to decide which party	discrete	numeric-8.0	1596	0	Many people say that it was very easy to decide that one party to vote for in this election, while others thought it was very difficult. How was it for you, did

#	Name	Label	Type	Format	Valid	Invalid	Question
							you think it was very easy, fairly easy, fairly difficult or very difficult?
218	var300	When did you decide party	discrete	numeric-8.0	1596	0	When was it you decided you to vote for the party you selected - it was long before the campaign started, at some point during the campaign, or was it just before election day?
219	var301	Did you vote 1981	discrete	numeric-8.0	1596	0	Did you vote in the election?
220	var302	What party did you vote	discrete	numeric-8.0	1596	0	What party or which list did you vote for?
221	var304	If separate list-what party?	discrete	numeric-8.0	1596	0	If the parties on the joint list had made separate lists, which of the parties on the joint list would you vote for?
222	var306	what party vote for in 1977?	discrete	numeric-8.0	1596	0	How did you vote at the general election in 1977?
223	var308	If separate list in the 1977-what party?	discrete	numeric-8.0	1596	0	If the parties on the joint list had made separate lists, which of the parties on the joint list would you have voted for in 1977?
224	var310	Party one likes most	discrete	numeric-8.0	1596	0	We want to know how you evaluate the various political parties of our country. Here I have a list of 7 of the parties. Can you say what party you like the most, second most, and what you like third most ... .. A. Like most.
225	var312	Party one likes second most	discrete	numeric-8.0	1596	0	We want to know how you evaluate the various political parties of our country. Here I have a list of 7 of the parties. Can you say what party you like the most, second most, and what you like third most ... .. B. Like second most.
226	var314	Party one likes third most	discrete	numeric-8.0	1596	0	We want to know how you evaluate the various political parties of our country. Here I have a list of 7 of the parties. Can you say what party you like the most, second most, and what you like third most ... .. C. Like third most.
227	var316	Party one likes the least	discrete	numeric-8.0	1596	0	We would also like to know which three parties you like worst. So the party you like least, the second least, and you like the third least ... .. A. Like the least.
228	var318	Party one likes the second least	discrete	numeric-8.0	1596	0	We would also like to know which three parties you like worst. So the party you like least, the second least, and you like the third least ... .. B. Like the second least.
229	var320	Party one likes the third least	discrete	numeric-8.0	1596	0	We would also like to know which three parties you like worst. So the party you like least, the second least, and you like the third least ... .. C. Like the third least.
230	var322	Father voted NKP	discrete	numeric-8.0	1596	0	We would like to know which party (ies) your father (or guardian) voted at in the time you grew up. Do you remember which party (ies) he (she) would vote for ... .. A. The norwegian communist party.
231	var323	Father voted DNA	discrete	numeric-8.0	1596	0	We would like to know which party (ies) your father (or guardian) voted at in the

#	Name	Label	Type	Format	Valid	Invalid	Question
							time you grew up. Do you remember which party (ies) he (she) would vote for ... .. B. The norwegian labour party.
232	var324	Father voted V	discrete	numeric-8.0	1596	0	We would like to know which party (ies) your father (or guardian) voted at in the time you grew up. Do you remember which party (ies) he (she) would vote for ... .. C. The liberal party.
233	var325	Father voted KrF	discrete	numeric-8.0	1596	0	We would like to know which party (ies) your father (or guardian) voted at in the time you grew up. Do you remember which party (ies) he (she) would vote for ... .. D. The christian democratic party.
234	var326	Father voted Sp	discrete	numeric-8.0	1596	0	We would like to know which party (ies) your father (or guardian) voted at in the time you grew up. Do you remember which party (ies) he (she) would vote for ... .. E. The centre (agrarian) party.
235	var327	Father voted H	discrete	numeric-8.0	1596	0	We would like to know which party (ies) your father (or guardian) voted at in the time you grew up. Do you remember which party (ies) he (she) would vote for ... .. F. The conservative party.
236	var328	Father voted other	discrete	numeric-8.0	1596	0	We would like to know which party (ies) your father (or guardian) voted at in the time you grew up. Do you remember which party (ies) he (she) would vote for ... .. G. Other.
237	var329	Don't know what father voted	discrete	numeric-8.0	1596	0	We would like to know which party (ies) your father (or guardian) voted at in the time you grew up. Do you remember which party (ies) he (she) would vote for ... .. H. don't know, don't remember.
238	var330	How regular follow politics	discrete	numeric-8.0	1596	0	Many people are concerned with politics constantly, whether it is an election or not, while others are less interested. How regularly would you say you cocern yourself with what's happening in government, would you say that you concern yourself all the time, part of the time or only occasionally?
239	var331	What are you most interested in	discrete	numeric-8.0	1596	0	What are you most interested in: foreign policy issues, what happens in the municipality or Norwegian domestic politics?
240	var332	Do you belong in a class	discrete	numeric-8.0	1596	0	There is so much talk about different social classes. Most people say they belong to one of two classes: either the working class or middle class. Do you ever think of yourself as belonging in one of these classes?
241	var333	What class	discrete	numeric-8.0	1596	0	Hvilken klasse?
242	var334	If have to choose-what class	discrete	numeric-8.0	1596	0	If you had to choose, would you say that you belonged to the working class or middle class?
243	var335	How do you expect taxes to be	discrete	numeric-8.0	1596	0	<a href="#">var335 question details</a>

#	Name	Label	Type	Format	Valid	Invalid	Question
244	var336	Public intervention, reduced or	discrete	numeric-8.0	1596	0	Secondly, government regulation and intervention. Do you think that these will be substantially reduced, they will be slightly reduced, or will they be about the same as now?
245	var339	Marital status	discrete	numeric-8.0	1596	0	Are you single, married or previously married?
246	var340	Do you have paid employment	discrete	numeric-8.0	1596	0	Do you have yourself paid work as the main source of livelihood?
247	var341	Which main occupation do you have	continuous	numeric-8.0	1596	0	Which main occupation do you have?
248	var345	How many hours work per week	continuous	numeric-8.0	1596	0	How many hours do you typically work per week in this profession?
249	var347	Highly varying hours	discrete	numeric-8.0	1596	0	If R has highly variable working hours per week, calculate an estimate of the average working hours per week, and tick here.
250	var348	In which industry do you work	discrete	numeric-8.0	1596	0	Can you tell which of the industries on this card to work in?
251	var349	What position do you have	discrete	numeric-8.0	1596	0	Can you say which of the positions on this card you have?
252	var350	Plan and control your work	discrete	numeric-8.0	1596	0	To what extent would you say that you can plan and control your work, would you say to a great extent, to some extent, to a small extent or not at all?
253	var351	Managing work of others	discrete	numeric-8.0	1596	0	Do you have a task which consists in directing the work of others?
254	var352	Employee or independent	discrete	numeric-8.0	1596	0	Are you in your main occupation employee, independent without hired help or independent with the hired help?
255	var353	Private, public or org. assoc bussiness	discrete	numeric-8.0	1596	0	Is the business private, public or associated with an organisation, eg. cooperative?
256	var354	How many employees in the company	discrete	numeric-8.0	1596	0	How many employees are there in the company where you work?
257	var355	Main activities	discrete	numeric-8.0	1596	0	What are your main activities or source of livelihood?
258	var356	Paid work until retirement age	discrete	numeric-8.0	1596	0	Did you have paid work until the time you began to receive pension/benefits?
259	var357	What was your last main occupation	continuous	numeric-8.0	1596	0	What was your last main occupation?
260	var361	How many hours did you work	continuous	numeric-8.0	1596	0	How many hours did you work per week in this job?
261	var363	Highly varying hours	discrete	numeric-8.0	1596	0	If R had highly varying hours per week, calculate an average per week, and tick here.
262	var364	Which industry did you work in	discrete	numeric-8.0	1596	0	Can you say which of the industries on this card you worked in?
263	var365	What position did you have	discrete	numeric-8.0	1596	0	Can you tell which of position on this card you had?
264	var366	Could plan and control your work	discrete	numeric-8.0	1596	0	To what extent would you say that you yourself could plan and control your work, would you say to a great extent, to

#	Name	Label	Type	Format	Valid	Invalid	Question
							some extent, to a small extent or not at all?
265	var367	Did you have to manage others work	discrete	numeric-8.0	1596	0	Did your tasks consist of directing the work of others?
266	var368	Were you employed or independent	discrete	numeric-8.0	1596	0	Were you in your main occupation an employee, independent without hired help or independent with hired help?
267	var369	Was the company private, public or assoc bussiness	discrete	numeric-8.0	1596	0	Was the business private, public or associated with an organisation, eg. cooperative?
268	var370	How many employees	discrete	numeric-8.0	1596	0	How many employees were in the company where you last worked?
269	var371	Spouse paid work	discrete	numeric-8.0	1596	0	Does your spouse have paid work as the main source of livelihood?
270	var372	What is your spouse's main activities	discrete	numeric-8.0	1596	0	What is your spouse's activities or source of livelihood?
271	var373	what is-was spouse main occupation	continuous	numeric-8.0	1596	0	What is/was your spouse's main occupation?
272	var377	Hvilken yrkesgruppe tilhører han-hun?	discrete	numeric-8.0	1596	0	Which professional groups on this card does/did he/she belong to?
273	var378	Is-was company private, public or associated	discrete	numeric-8.0	1596	0	Is/was the business private, public or associated with an organization, eg. cooperative?
274	var379	Did she-he manage others	discrete	numeric-8.0	1596	0	Has/had he/she tasks that consist/consisted in directing the work of others?
275	var380	Father-guardian occupation growing up	discrete	numeric-8.0	1596	0	Can you tell what career your father or guardian had when you were growing up? Which of the occupational groups on this card does/did he/she belong to?
276	var381	Area of cultivated land	continuous	numeric-8.0	1596	0	Approximately how large area of cultivated land do you have on the farm?
277	var384	The written form of language	discrete	numeric-8.0	1596	0	Which form of language do you use when you write, Bokmål or Nynorsk?
278	var385	Interested in language question?	discrete	numeric-8.0	1596	0	How interested are you in the language question, would you say that you are very interested, somewhat interested, or not interested?
279	var386	Attitudes to alcohol	discrete	numeric-8.0	1596	0	Do you consider yourself as a teetotaler, or do you drink alcoholic beverages from time to time?
280	var387	Interesse for avholdssaken?	discrete	numeric-8.0	1596	0	How interested are you in the temperance movement, would you say that you are very interested, somewhat interested, or not interested?
281	var388	Attitudes to the regulation of alcohol	discrete	numeric-8.0	1596	0	In this country the government has implemented many measures to regulate the use of alcohol. What is your opinion on these regulations, do you think they are too strict or too lenient?
282	var389	Member of religious/christian org	discrete	numeric-8.0	1596	0	Are you a member of any religious or Christian associations or organizations?
283	var390	Number of sermons last month	continuous	numeric-8.0	1596	0	How many times during the last month have you ... .. A. Been present at services in the church?



#	Name	Label	Type	Format	Valid	Invalid	Question
284	var391	Number of religious meetings last months	continuous	numeric-8.0	1596	0	How many times during the last month have you ... .. B. Attended other religious meetings?
285	var393	Listened to sermons radion-tv: how many	continuous	numeric-8.0	1596	0	How many times during the last month have you ... .. C. Listened to sermons and religious services on radio and television?
286	var395	Member of professional organization	discrete	numeric-8.0	1596	0	Are you a member of a professional body, eg. a union, an organisation outside the labour movement, functionary organisation, agricultural organisation or employer organisation?
287	var396	Position of trust in organisation	discrete	numeric-8.0	1596	0	Do you currently have an elected position of trust in this organization?
288	var397	Which general education have you completed	discrete	numeric-8.0	1596	0	Which general education have you completed?
289	var398	Other edu. - at least 5 months	discrete	numeric-8.0	1596	0	Have you completed other education where schooling or studies normally last at least 5 months?
290	var399	Education: level	discrete	numeric-8.0	1596	0	Level, education code.
291	var400	Education: field of study	discrete	numeric-8.0	1596	0	Field of study, from educational code.
292	var400a	2-sifret utdanningskode	continuous	numeric-8.2	1596	0	2-digit education code.
293	var401	How many years school-studies	continuous	numeric-8.0	1596	0	Approximately how many years have you attended school/study (including primary school)?
294	var403	Owner or have car at your disposal	discrete	numeric-8.0	1596	0	I have here a list of different things people may own or have in the house. Can you tell which of these things you or others in your household owns, and which you have at your disposal ... .. A. Car.
295	var404	Own or have telephone at your disposal	discrete	numeric-8.0	1596	0	I have here a list of different things people may own or have in the house. Can you tell which of these things you or others in your household owns, and which you have at your disposal ... .. B. Telephone.
296	var405	Own or have at my disposal cottage	discrete	numeric-8.0	1596	0	I have here a list of different things people may own or have in the house. Can you tell which of these things you or others in your household owns, and which you have at your disposal ... .. C. Cottage/vacation home.
297	var406	Own or have boat at my disposal	discrete	numeric-8.0	1596	0	I have here a list of different things people may own or have in the house. Can you tell which of these things you or others in your household owns, and which you have at your disposal ... .. D. Motorboat/sailboat.
298	var407	Own or have Stocks/bonds at my disposal	discrete	numeric-8.0	1596	0	I have here a list of different things people may own or have in the house. Can you tell which of these things you or others in your household owns, and which you have at your disposal ... .. E. Stocks/bonds (except your own home).
299	var408	Income group	discrete	numeric-8.0	1596	0	How much gross income did you (and your spouse) have in 1980?

#	Name	Label	Type	Format	Valid	Invalid	Question
300	var409	Lease ownership terms	discrete	numeric-8.0	1596	0	Hva er leie-/eierforholdet m.h.t. boligen?
301	var410	Type of house	discrete	numeric-8.0	1596	0	Type of house.
302	v424	Additional form	continuous	numeric-8.0	1596	0	Additional form.
303	v427	Municipality-addition	continuous	numeric-8.0	1596	0	Municipality-addition.
304	v431	Addition	discrete	numeric-8.0	1596	0	Addition.
305	v434	Voted 1981 election-addition	discrete	numeric-8.0	1596	0	Voted in the 1981 election. Addition.
306	v435	Voting 81-addition	continuous	numeric-8.0	1596	0	Voting 81-addition.
307	v437	Joint list 81-addition	continuous	numeric-8.0	1596	0	Joint list 81-addition.
308	v439	Recall voting 77-addition	continuous	numeric-8.0	1596	0	Recall voting 77-addition.
309	v441	Joint list 77-addition	continuous	numeric-8.0	1596	0	Joint list 77-addition.
310	v443	Birth 81-addition	continuous	numeric-8.0	1596	0	Birth 81-addition.
311	v445	Sample type	discrete	numeric-8.0	1596	0	Sample type.
312	v457	Census data 81	discrete	numeric-8.0	1596	0	Census data 81.
313	v475	Region 6 cut	discrete	numeric-8.0	1596	0	Region 6 cut.
314	v476	Region SSB 81	discrete	numeric-8.0	1596	0	Region SSB 81.
315	v477	Occupation 8 cut 81	discrete	numeric-8.0	1596	0	Occupation 8 cut 81.
316	v478	Occupation 5 cut 81	discrete	numeric-8.0	1596	0	Occupation 5 cut 81.
317	v479	Occupation group ii SSB 81	discrete	numeric-8.0	1596	0	Occupation group ii SSB 81.
318	v480	Occupation group i SSB 81	discrete	numeric-8.0	1596	0	Occupation group i SSB 81.
319	v483	Education 4 cut agency code 81	discrete	numeric-8.0	1596	0	Education 4 cut agency code 81.
320	v485	Municipality type	discrete	numeric-8.0	1596	0	Municipality type.
321	v486	Region 3 cut 81	discrete	numeric-8.0	1596	0	Region 3 cut 81.
322	skjema	Form	discrete	numeric-8.2	728	868	Form.
323	tillegg	Addition	discrete	numeric-8.2	1596	0	Addition.
324	stemme	Vote	discrete	numeric-8.2	1596	0	Vote.
325	nystem	Voting 1981 - census controlled	discrete	numeric-8.0	1596	0	Voting 1981 - census controlled.

### Group Background information

#	Name	Label	Type	Format	Valid	Invalid	Question
1	var011	R year of birth	continuous	numeric-8.0	1596	0	R year of birth.
2	var013	R gender/sex	discrete	numeric-8.0	1596	0	R gender.
3	var041	Rs residential area	discrete	numeric-8.0	1596	0	Does R live in a densely or sparsely populated area?
4	var052	Did you grow up or move?	discrete	numeric-8.0	1596	0	Were you raised here (in town) or did you move to here?
5	var053	County of origin	discrete	numeric-8.0	1596	0	In what county did you grow up?
6	var055	How was the place where you grew up?	discrete	numeric-8.0	1596	0	How was the place where you grew up, would you say it was rural or an urban location, a typical city, or one of the larger cities in the country?
7	var322	Father voted NKP	discrete	numeric-8.0	1596	0	We would like to know which party (ies) your father (or guardian) voted at in the

#	Name	Label	Type	Format	Valid	Invalid	Question
							time you grew up. Do you remember which party (ies) he (she) would vote for ... .. A. The norwegian communist party.
8	var323	Father voted DNA	discrete	numeric-8.0	1596	0	We would like to know which party (ies) your father (or guardian) voted at in the time you grew up. Do you remember which party (ies) he (she) would vote for ... .. B. The norwegian labour party.
9	var324	Father voted V	discrete	numeric-8.0	1596	0	We would like to know which party (ies) your father (or guardian) voted at in the time you grew up. Do you remember which party (ies) he (she) would vote for ... .. C. The liberal party.
10	var325	Father voted KrF	discrete	numeric-8.0	1596	0	We would like to know which party (ies) your father (or guardian) voted at in the time you grew up. Do you remember which party (ies) he (she) would vote for ... .. D. The christian democratic party.
11	var326	Father voted Sp	discrete	numeric-8.0	1596	0	We would like to know which party (ies) your father (or guardian) voted at in the time you grew up. Do you remember which party (ies) he (she) would vote for ... .. E. The centre (agrarian) party.
12	var327	Father voted H	discrete	numeric-8.0	1596	0	We would like to know which party (ies) your father (or guardian) voted at in the time you grew up. Do you remember which party (ies) he (she) would vote for ... .. F. The conservative party.
13	var328	Father voted other	discrete	numeric-8.0	1596	0	We would like to know which party (ies) your father (or guardian) voted at in the time you grew up. Do you remember which party (ies) he (she) would vote for ... .. G. Other.
14	var329	Don't know what father voted	discrete	numeric-8.0	1596	0	We would like to know which party (ies) your father (or guardian) voted at in the time you grew up. Do you remember which party (ies) he (she) would vote for ... .. H. don't know, don't remember.
15	var332	Do you belong in a class	discrete	numeric-8.0	1596	0	There is so much talk about different social classes. Most people say they belong to one of two classes: either the working class or middle class. Do you ever think of yourself as belonging in one of these classes?
16	var333	What class	discrete	numeric-8.0	1596	0	Hvilken klasse?
17	var334	If have to choose-what class	discrete	numeric-8.0	1596	0	If you had to choose, would you say that you belonged to the working class or middle class?
18	var339	Marital status	discrete	numeric-8.0	1596	0	Are you single, married or previously married?
19	var380	Father-guardian occupation growing up	discrete	numeric-8.0	1596	0	Can you tell what career your father or guardian had when you were growing up? Which of the occupational groups on this card does/did he/she belong to?
20	var381	Area of cultivated land	continuous	numeric-8.0	1596	0	Approximately how large area of cultivated land do you have on the farm?

#	Name	Label	Type	Format	Valid	Invalid	Question
21	var384	The written form of language	discrete	numeric-8.0	1596	0	Which form of language do you use when you write, Bokmål or Nynorsk?
22	var385	Interested in language question?	discrete	numeric-8.0	1596	0	How interested are you in the language question, would you say that you are very interested, somewhat interested, or not interested?
23	var386	Attitudes to alcohol	discrete	numeric-8.0	1596	0	Do you consider yourself as a teetotaler, or do you drink alcoholic beverages from time to time?
24	var387	Interesse for avholdssaken?	discrete	numeric-8.0	1596	0	How interested are you in the temperance movement, would you say that you are very interested, somewhat interested, or not interested?
25	var388	Attitudes to the regulation of alcohol	discrete	numeric-8.0	1596	0	In this country the government has implemented many measures to regulate the use of alcohol. What is your opinion on these regulations, do you think they are too strict or too lenient?
26	var389	Member of religious/christian org	discrete	numeric-8.0	1596	0	Are you a member of any religious or Christian associations or organizations?
27	var390	Number of sermons last month	continuous	numeric-8.0	1596	0	How many times during the last month have you ... A. Been present at services in the church?
28	var391	Number of religious meetings last months	continuous	numeric-8.0	1596	0	How many times during the last month have you ... B. Attended other religious meetings?
29	var393	Listened to sermons radion-tv: how many	continuous	numeric-8.0	1596	0	How many times during the last month have you ... C. Listened to sermons and religious services on radio and television?
30	var395	Member of professional organization	discrete	numeric-8.0	1596	0	Are you a member of a professional body, eg. a union, an organisation outside the labour movement, functionary organisation, agricultural organisation or employer organisation?
31	var396	Position of trust in organisation	discrete	numeric-8.0	1596	0	Do you currently have an elected position of trust in this organization?
32	var397	Which general education have you completed	discrete	numeric-8.0	1596	0	Which general education have you completed?
33	var398	Other edu. - at least 5 months	discrete	numeric-8.0	1596	0	Have you completed other education where schooling or studies normally last at least 5 months?
34	var399	Education: level	discrete	numeric-8.0	1596	0	Level, education code.
35	var400	Education: field of study	discrete	numeric-8.0	1596	0	Field of study, from educational code.
36	var400a	2-sifret utdanningskode	continuous	numeric-8.2	1596	0	2-digit education code.
37	var401	How many years school-studies	continuous	numeric-8.0	1596	0	Approximately how many years have you attended school/study (including primary school)?
38	var403	Owner or have car at your disposal	discrete	numeric-8.0	1596	0	I have here a list of different things people may own or have in the house. Can you tell which of these things you or others in your household owns, and which you have at your disposal ... A. Car.
39	var404	Own or have telephone at your disposal	discrete	numeric-8.0	1596	0	I have here a list of different things people may own or have in the house.

#	Name	Label	Type	Format	Valid	Invalid	Question
							Can you tell which of these things you or others in your household owns, and which you have at your disposal ... B. Telephone.
40	var405	Own or have at my disposal cottage	discrete	numeric-8.0	1596	0	I have here a list of different things people may own or have in the house. Can you tell which of these things you or others in your household owns, and which you have at your disposal ... C. Cottage/vacation home.
41	var406	Own or have boat at my disposal	discrete	numeric-8.0	1596	0	I have here a list of different things people may own or have in the house. Can you tell which of these things you or others in your household owns, and which you have at your disposal ... D. Motorboat/sailboat.
42	var407	Own or have Stocks/bonds at my disposal	discrete	numeric-8.0	1596	0	I have here a list of different things people may own or have in the house. Can you tell which of these things you or others in your household owns, and which you have at your disposal ... E. Stocks/bonds (except your own home).
43	var409	Lease ownership terms	discrete	numeric-8.0	1596	0	Hva er leie-/eierforholdet m.h.t. boligen?
44	var410	Type of house	discrete	numeric-8.0	1596	0	Type of house.
45	v443	Birth 81-addition	continuous	numeric-8.0	1596	0	Birth 81-addition.
46	v475	Region 6 cut	discrete	numeric-8.0	1596	0	Region 6 cut.
47	v476	Region SSB 81	discrete	numeric-8.0	1596	0	Region SSB 81.
48	v483	Education 4 cut agency code 81	discrete	numeric-8.0	1596	0	Education 4 cut agency code 81.
49	v485	Municipality type	discrete	numeric-8.0	1596	0	Municipality type.
50	v486	Region 3 cut 81	discrete	numeric-8.0	1596	0	Region 3 cut 81.

### Group Work and income

#	Name	Label	Type	Format	Valid	Invalid	Question
1	var340	Do you have paid employment	discrete	numeric-8.0	1596	0	Do you have yourself paid work as the main source of livelihood?
2	var341	Which main occupation do you have	continuous	numeric-8.0	1596	0	Which main occupation do you have?
3	var345	How many hours work per week	continuous	numeric-8.0	1596	0	How many hours do you typically work per week in this profession?
4	var347	Highly varying hours	discrete	numeric-8.0	1596	0	If R has highly variable working hours per week, calculate an estimate of the average working hours per week, and tick here.
5	var348	In which industry do you work	discrete	numeric-8.0	1596	0	Can you tell which of the industries on this card to work in?
6	var349	What position do you have	discrete	numeric-8.0	1596	0	Can you say which of the positions on this card you have?
7	var350	Plan and control your work	discrete	numeric-8.0	1596	0	To what extent would you say that you can plan and control your work, would you say to a great extent, to some extent, to a small extent or not at all?

#	Name	Label	Type	Format	Valid	Invalid	Question
8	var351	Managing work of others	discrete	numeric-8.0	1596	0	Do you have a task which consists in directing the work of others?
9	var352	Employee or independent	discrete	numeric-8.0	1596	0	Are you in your main occupation employee, independent without hired help or independent with the hired help?
10	var353	Private, public or org. assoc bussiness	discrete	numeric-8.0	1596	0	Is the business private, public or associated with an organisation, eg. cooperative?
11	var354	How many employees in the company	discrete	numeric-8.0	1596	0	How many employees are there in the company where you work?
12	var355	Main activities	discrete	numeric-8.0	1596	0	What are your main activities or source of livelihood?
13	var356	Paid work until retirement age	discrete	numeric-8.0	1596	0	Did you have paid work until the time you began to receive pension/benefits?
14	var357	What was your last main occupation	continuous	numeric-8.0	1596	0	What was your last main occupation?
15	var361	How many hours did you work	continuous	numeric-8.0	1596	0	How many hours did you work per week in this job?
16	var363	Highly varying hours	discrete	numeric-8.0	1596	0	If R had highly varying hours per week, calculate an average per week, and tick here.
17	var364	Which industry did you work in	discrete	numeric-8.0	1596	0	Can you say which of the industries on this card you worked in?
18	var365	What position did you have	discrete	numeric-8.0	1596	0	Can you tell which of position on this card you had?
19	var366	Could plan and control your work	discrete	numeric-8.0	1596	0	To what extent would you say that you yourself could plan and control your work, would you say to a great extent, to some extent, to a small extent or not at all?
20	var367	Did you have to manage others work	discrete	numeric-8.0	1596	0	Did your tasks consist of directing the work of others?
21	var368	Were you employed or independent	discrete	numeric-8.0	1596	0	Were you in your main occupation an employee, independent without hired help or independent with hired help?
22	var369	Was the company private, public or assoc bussiness	discrete	numeric-8.0	1596	0	Was the business private, public or associated with an organisation, eg. cooperative?
23	var370	How many employees	discrete	numeric-8.0	1596	0	How many employees were in the company where you last worked?
24	var371	Spouse paid work	discrete	numeric-8.0	1596	0	Does your spouse have paid work as the main source of livelihood?
25	var372	What is your spouse's main activities	discrete	numeric-8.0	1596	0	What is your spouse's activities or source of livelihood?
26	var373	what is-was spouse main occupation	continuous	numeric-8.0	1596	0	What is/was your spouse's main occupation?
27	var377	Hvilken yrkesgruppe tilhører han-hun?	discrete	numeric-8.0	1596	0	Which professional groups on this card does/did he/she belong to?
28	var378	Is-was company private, public or associated	discrete	numeric-8.0	1596	0	Is/was the business private, public or associated with an organization, eg. cooperative?

#	Name	Label	Type	Format	Valid	Invalid	Question
29	var379	Did she-he manage others	discrete	numeric-8.0	1596	0	Has/had he/she tasks that consist/ consisted in directing the work of others?
30	var408	Income group	discrete	numeric-8.0	1596	0	How much gross income did you (and your spouse) have in 1980?
31	v477	Occupation 8 cut 81	discrete	numeric-8.0	1596	0	Occupation 8 cut 81.
32	v478	Occupation 5 cut 81	discrete	numeric-8.0	1596	0	Occupation 5 cut 81.
33	v479	Occupation group ii SSB 81	discrete	numeric-8.0	1596	0	Occupation group ii SSB 81.
34	v480	Occupation group i SSB 81	discrete	numeric-8.0	1596	0	Occupation group i SSB 81.

### Group Political interests, activity and knowledge

#	Name	Label	Type	Format	Valid	Invalid	Question
1	var056	Politically interested	discrete	numeric-8.0	1596	0	Would you say that you generally are very interested in politics, fairly interested or not interested?
2	var057	Read politics newspaper	discrete	numeric-8.0	1596	0	How often do you usually read about politics in the newspapers, would you say that you read the stuff daily, often, sometimes or never?
3	var094	Paying memeber of a party	discrete	numeric-8.0	1596	0	Are you presently a paying memeber of a political party?
4	var095	Direct or collective membership?	discrete	numeric-8.0	1596	0	Is this direct membership or collective endorsement by a union?
5	var096	Member of which party	discrete	numeric-8.0	1596	0	Which party is this?
6	var098	Why member?	discrete	numeric-8.0	1596	0	Why did you become a member?
7	var099	Would consider becoming a member of any political party?	discrete	numeric-8.0	1596	0	Would you consider becoming a member of any political party?
8	var100	why not become member?	discrete	numeric-8.0	1596	0	Why have you not become a member?
9	var101	Why would you not consider membership?	discrete	numeric-8.0	1596	0	Why not?
10	var102	Participated meeting party lists?	discrete	numeric-8.0	1596	0	The parties have held several meetings to discuss the setting up of the candidate lists ahead of this fall's elections. Have you participated in any such meetings?
11	var220	People should keep opinions to themselves	discrete	numeric-8.0	1596	0	Will you again for each statement I read up say whether you agree or disagree ... B. People should keep their political opinions to themselves - it only leads to trouble if one tells everyone where one stands.
12	var222	Together with other parties shut up.	discrete	numeric-8.0	1596	0	Will you again for each statement I read up say whether you agree or disagree ... D. When you get together with people one knows sympathize with another party than oneself, it's almost always best to avoid all talk of politics.
13	var237	What do you do when politics are discussed	discrete	numeric-8.0	1596	0	If you are visiting and the conversation turns to politics, which of the descriptions on this card best suits yourself?
14	var238	Do you speak about the issues the media takes up	discrete	numeric-8.0	1596	0	The last weeks before the election, the media contains a lot of political stuff.

#	Name	Label	Type	Format	Valid	Invalid	Question
							Do you sometimes address the issues that have been discussed in the mass media in conversations and discussions with friends and acquaintances?
15	var239	How often issues from mass media	discrete	numeric-8.0	1596	0	How often do you bring up issues from newspapers, radio and TV. Would you say that it happens fairly often, occasionally, or only rarely?
16	var330	How regular follow politics	discrete	numeric-8.0	1596	0	Many people are concerned with politics constantly, whether it is an election or not, while others are less interested. How regularly would you say you concern yourself with what's happening in government, would you say that you concern yourself all the time, part of the time or only occasionally?
17	var331	What are you most interested in	discrete	numeric-8.0	1596	0	What are you most interested in: foreign policy issues, what happens in the municipality or Norwegian domestic politics?

### Group Attitudes to political questions

#	Name	Label	Type	Format	Valid	Invalid	Question
1	var066	Opinion of cont. NATO membersh.	discrete	numeric-8.0	1596	0	First, the question of whether Norway should continue to be a member of NATO (North Atlantic Treaty) or whether membership should be discontinued. Is this an issue you have an opinion on?
2	var067	Continued membersh. NATO?	discrete	numeric-8.0	1596	0	Many are of the opinion that we should continue to adhere to the NATO alliance, while others believe that our membership should be discontinued, what is your opinion?
3	var068	attitude towards development assistance	discrete	numeric-8.0	1596	0	<a href="#">var068 question details</a>
4	var069	Concerned with the discussion about nuclear-free zones?	discrete	numeric-8.0	1596	0	The question of the introduction of nuclear free zones has been discussed recently. How interested have you been of this discussion, would you say that you have been very interested, somewhat interested or not interested?
5	var070	Should current nuclear policy be maintained?	discrete	numeric-8.0	1596	0	What is your opinion. Do you think that our current nuclear policy should be maintained (ie, no nuclear weapons in Norway in peacetime) or do you support the idea of nuclear free zones in the Nordic countries and Europe?
6	var071	Nuclear free zones	discrete	numeric-8.0	1596	0	Nuclear free zones.
7	var075	Nuclear Politics in agreement with NATO?	discrete	numeric-8.0	1596	0	Many believe that negotiations on nuclear-free zones should only be done in consultation with our allies in NATO, while others argue that the Norwegian authorities should also address the question of zone on their own with countries outside NATO. What is your view?



#	Name	Label	Type	Format	Valid	Invalid	Question
8	var076	Opinion on social security policy?	discrete	numeric-8.0	1596	0	<a href="#">var076 question details</a>
9	var077	Extension or restriction of the social security	discrete	numeric-8.0	1596	0	What is your opinion. Do you think that in the future there should be less of the benefits, that they should be maintained as they are now, or they should be built further out?
10	var078	Why less of the benefits?	discrete	numeric-8.0	1596	0	Why do you think that? Which of the following reasons, will you put most emphasis on?
11	var079	What benefits should be built further out?	discrete	numeric-8.0	1596	0	What benefits are you thinking about?
12	var081	Misuse social security	discrete	numeric-8.0	1596	0	Do you think that our social security are misused to a large extent, misused a lot, or that they are misused very little?
13	var082	Views on the pace of oil development	discrete	numeric-8.0	1596	0	The Storting has laid down the pace of oil production on the Norwegian continental shelf to 90 million tons of oil and gas pr. years. But there are differing opinions on this pace plan. Which of the views on this card is closest to your own view of oil production?
14	var083	Attitude towards abortion?	discrete	numeric-8.0	1596	0	There is still discussion about access to abortion. On this card are some of the positions being argued in this debate. Which of the statements on the card best fits your own opinion?
15	var103	Build more kindergartens	discrete	numeric-8.0	1596	0	Using one of the answers on this card, how do you see ... A. The proposal to build more kindergartens?
16	var104	Reduce gov. cont. of business	discrete	numeric-8.0	1596	0	Using one of the answers on this card, how do you see ... B. The proposal to reduce state control over private business operations?
17	var105	Stop all trade with s.africa	discrete	numeric-8.0	1596	0	Using one of the answers on this card, how do you see ... C. The proposal to stop all trade with South Africa?
18	var106	Prohibit drilling north of 62 n	discrete	numeric-8.0	1596	0	Using one of the answers on this card, how do you see ... D. Prohibit all oil drilling north of the 62 latitude?
19	var107	Nationalize large/important companies	discrete	numeric-8.0	1596	0	Using one of the answers on this card, how do you see ... E. Nationalize large and important companies?
20	var108	Reduce military spending	discrete	numeric-8.0	1596	0	Using one of the answers on this card, how do you see ... F. Reduce military spending?
21	var109	Lowering taxes on high incomes	discrete	numeric-8.0	1596	0	Using one of the answers on this card, how do you see ... G. Lowering taxes on high incomes?
22	var110	More private firms in the north sea	discrete	numeric-8.0	1596	0	Using one of the answers on this card, how do you see ... H. Let more private firms gain access to oil production in the North Sea?
23	var111	Stop aid to Cuba and Vietnam	discrete	numeric-8.0	1596	0	Using one of the answers on this card, how do you see ... I. And finally, the proposal to stop Norwegian aid to Cuba and Vietnam?

#	Name	Label	Type	Format	Valid	Invalid	Question
24	var112	If the ec (eu) vote tomorrow	discrete	numeric-8.0	1596	0	Let us imagine that the would be held a new referendum on Norwegian membership in the EC/EU tomorrow, would you vote for or against?
25	var113	The danger of Norway to be included in war	discrete	numeric-8.0	1596	0	How great do you think the danger is that Norway will be in a new war in the near future, do you think the danger is great, do you think it is fairly large, or do you think it is quite small?
26	var114	Risks of oil drilling along the Norwegian coast	discrete	numeric-8.0	1596	0	There are different opinions about the dangers of oil drilling along the Norwegian coast. Do you think that the risk of serious accidents is so great that we should wait with further development, or do you think that the risk is not so great and we can therefore continue development?
27	var115	Attitudes towards the development of the Alta river	discrete	numeric-8.0	1596	0	Then there is the question of the development of the Alta River. How do you see this issue? Do you think the Alta river should be developed as soon as possible, that development should wait until all issues have been resolved, or that the development should be stopped once and for all?
28	var116	Alta developed, Finnmark need the power	discrete	numeric-8.0	1596	0	Here are some views raised in the discussion on Alta development. For each of the statements I read up I'd like to hear if you agree or disagree ... A. Alta river system should be developed because Finnmark need this power.
29	var117	Stop dev. before permanent damage	discrete	numeric-8.0	1596	0	Here are some views raised in the discussion on Alta development. For each of the statements I read up I'd like to hear if you agree or disagree ... B. We must stop the development because it leads to permanent damage and impact on nature.
30	var118	Outsiders not overrule Parliament	discrete	numeric-8.0	1596	0	Here are some views raised in the discussion on Alta development. For each of the statements I read up I'd like to hear if you agree or disagree ... C. It is unacceptable that outside groups will stop a development that has been approved by parliament and government.
31	var119	important to protect the saami culture and legal right than electric power	discrete	numeric-8.0	1596	0	Here are some views raised in the discussion on Alta development. For each of the statements I read up I'd like to hear if you agree or disagree ... D. It is important to defend the Saami culture and their right to pasture than to get more electricity.
32	var121	Halvpart.av styrer bør være kvinner	discrete	numeric-8.0	1596	0	And then a couple of other issues ... B. Women should constitute half of the members of public boards and committees.
33	var122	A: regonise plo,b:threat israel	discrete	numeric-8.0	1596	0	A says: Peace in the Middle East can only be achieved by a recognition of the Palestinian liberation movement PLO. B says: A recognition of the PLO is a

#	Name	Label	Type	Format	Valid	Invalid	Question
							threat to Israel. Which of the two are you most agree with?
34	var221	Take care of the natural resources for descendants	discrete	numeric-8.0	1596	0	Will you again for each statement I read up say whether you agree or disagree ... .. C. We need to take better care of the natural resources in the interests of future generations.
35	var223	Statoil is too powerfull	discrete	numeric-8.0	1596	0	Will you again for each statement I read up say whether you agree or disagree ... .. E. The state oil company, Statoil, has become too powerful and should be on equal footing with the private companies.
36	var241	Increase pace development waterways	discrete	numeric-8.0	1596	0	<a href="#">var241 question details</a>
37	var243	Safe econ. growth dev. industry	discrete	numeric-8.0	1596	0	<a href="#">var243 question details</a>
38	var293	Public savings area 1	discrete	numeric-8.0	1596	0	From time to time demands are raised for cuts in public spending. I have a list here of some areas that can be considered. Can you point out three of those areas where in your opinion one should save ... .. A. 1st area, should save.
39	var295	Public savings area 2	discrete	numeric-8.0	1596	0	From time to time demands are raised for cuts in public spending. I have a list here of some areas that can be considered. Can you point out three of those areas where in your opinion one should save ... .. B. 2nd area, should save.
40	var297	Public savings area 3	discrete	numeric-8.0	1596	0	From time to time demands are raised for cuts in public spending. I have a list here of some areas that can be considered. Can you point out three of those areas where in your opinion one should save ... .. C. 3rd area, should save.
41	var335	How do you expect taxes to be	discrete	numeric-8.0	1596	0	<a href="#">var335 question details</a>
42	var336	Public intervention, reduced or	discrete	numeric-8.0	1596	0	Secondly, government regulation and intervention. Do you think that these will be substantially reduced, they will be slightly reduced, or will they be about the same as now?

### Group View of economy and work

#	Name	Label	Type	Format	Valid	Invalid	Question
1	var085	Gov. policy or other unemployment	discrete	numeric-8.0	1596	0	We have had some unemployment. What do you think this is most due to: government policy or other reasons?
2	var086	Unemployment conservative gov.	discrete	numeric-8.0	1596	0	Let us imagine that we had a conservative government in these four years, do you think that unemployment would have been about the same as now, more than now, or less than now?
3	var087	Gov. policy or other inflation	discrete	numeric-8.0	1596	0	The prices have continued to rise, and the value of the krone has gone down.

#	Name	Label	Type	Format	Valid	Invalid	Question
							What do you think this is most due to: government policy or other reasons?
4	var088	Inflation conservative gov.	discrete	numeric-8.0	1596	0	Let us assume that we had a conservative government, do you think that prices would have been about that now, lower than now, or higher than now?
5	var089	Personal econ. future.	discrete	numeric-8.0	1596	0	Let's think ahead to the coming years. Do you think your financial situation will be much like now, it will be better than now, or you fear that it will be worse than now?
6	var090	Fear of unemploy. coming years	discrete	numeric-8.0	1596	0	Do you fear or fear you not that you or someone in your family will be affected by unemployment in the next few years?
7	var120	Employees should choose half of board members.	discrete	numeric-8.0	1596	0	And then a couple of other issues ... .. A. Employees should choose half of the board members of private companies.
8	var123	A: enough reduction econ. b: important to reduce more	discrete	numeric-8.0	1596	0	A says: Here in Norway we have come so far in reducing the economic inequalities that it is desirable to go. B says: Differences in people's financial capability is still so large that the government must see it as a major task to reduce them. Which of these two are you most agree with?
9	var124	A:equality=less effort,b: perform their best	discrete	numeric-8.0	1596	0	A says: It is not possible to create greater equity in people's wages without compromising dedication to the individual. B says: The feeling of performing their best is more important for the individual's work effort than to make more money than others. Which of these two are you most agree with?
10	var125	A:long edu. better wage,b: long edu good enough	discrete	numeric-8.0	1596	0	<a href="#">var125 question details</a>
11	var224	Focus on strong econ. growth and high prod.	discrete	numeric-8.0	1596	0	Will you again for each statement I read up say whether you agree or disagree ... .. F. We should aim for a society with high economic growth and high productivity.
12	var226	How should the working hours be?	discrete	numeric-8.0	1596	0	Then we go to the question of the reduction of working time. Do you mean that working hours should be reduced or should it be like today?
13	var227	What kind of reduction?	discrete	numeric-8.0	1596	0	How should the reduction be made: should the working day be shortened or should we get extended vacation?
14	var228	Opinion on wage drift question?	discrete	numeric-8.0	1596	0	<a href="#">var228 question details</a>
15	var229	Assessment of maximum wage	discrete	numeric-8.0	1596	0	What is your view, you see the maximum wage as a threat to the right to negotiate, or as a necessary means to ensure low-income groups' position?
16	var244	Safe employment by state influence	discrete	numeric-8.0	1596	0	<a href="#">var244 question details</a>

<b>Group Attitude to politics and society</b>							
#	Name	Label	Type	Format	Valid	Invalid	Question
1	var215	The governing waste tax money?	discrete	numeric-8.0	1596	0	Do you think that those managing waste a large portion of the money we pay in taxes, they waste out some of it, or do they in reality waste very little of the money?
2	var216	Do the politic. know what they do?	discrete	numeric-8.0	1596	0	Do you feel that most Norwegian politicians are skilled people who usually know what they are doing, or do you think that many of them have little knowledge of the issues they are set to manage?
3	var217	Are politicians trustworthy?	discrete	numeric-8.0	1596	0	Do you think that most of our politicians are trustworthy, that politicians are mostly trustworthy, or few Norwegian politicians are trustworthy?
4	var218	Are you satisfied with democracy?	discrete	numeric-8.0	1596	0	How do you see the way democracy works in here in the country? Would you say that you generally are very satisfied, fairly satisfied, not very satisfied or not at all satisfied?
5	var219	Organisations have too much power	discrete	numeric-8.0	1596	0	Will you again for each statement I read up say whether you agree or disagree ... A. The large organizations in business and industry possess too much power in society.
6	var225	Add emphasis on the shared, not contradictions.	discrete	numeric-8.0	1596	0	Will you again for each statement I read up say whether you agree or disagree ... G. It would be far better if people stopped talking about the contradictions between the parties and rather underlined all that they agree on.
7	var231	Most important matter in society	discrete	numeric-8.0	1596	0	I would like to hear what matters you think is most important in today's society. Which of the issue areas on this card do you think is most important. Which is the second most important? And what is the third most important ... A. Most important.
8	var232	Second most important matter in society	discrete	numeric-8.0	1596	0	I would like to hear what matters you think is most important in today's society. Which of the issue areas on this card do you think is most important. Which is the second most important? And what is the third most important ... B. Second most important.
9	var233	Third most important matter in society	discrete	numeric-8.0	1596	0	I would like to hear what matters you think is most important in today's society. Which of the issue areas on this card do you think is most important. Which is the second most important? And what is the third most important ... C. Third most important.
10	var240	Difficult to distinguish between parties	discrete	numeric-8.0	1596	0	<a href="#">var240 question details</a>
11	var242	Politics not concern me	discrete	numeric-8.0	1596	0	<a href="#">var242 question details</a>
12	var245	Politics difficult for normal people	discrete	numeric-8.0	1596	0	<a href="#">var245 question details</a>

#	Name	Label	Type	Format	Valid	Invalid	Question
13	var246	If not control over banks and industry too much influ	discrete	numeric-8.0	1596	0	<a href="#">var246 question details</a>
14	var247	Only vote to affect politics	discrete	numeric-8.0	1596	0	<a href="#">var247 question details</a>

### Group Party identification and party symbol

#	Name	Label	Type	Format	Valid	Invalid	Question
1	var091	Party affiliation	discrete	numeric-8.0	1596	0	Many feel as supporters of a particular party, while others feel more independent of parties. Would you say that you generally think of yourself as a right of man (-woman), a Labour man (-woman), SV-man (-woman), etc., or do you feel is not related to any of the parties?
2	var093	Strongly convinced supporter?	discrete	numeric-8.0	1596	0	You consider yourself as strongly convinced supporter of your party, or you are not very strongly convinced?
3	var248	Sympathy KrF	discrete	numeric-8.0	1596	0	<a href="#">var248 question details</a>
4	var251	Sympathy V	discrete	numeric-8.0	1596	0	<a href="#">var251 question details</a>
5	var254	Sympathy Sp	discrete	numeric-8.0	1596	0	<a href="#">var254 question details</a>
6	var257	Sympathy SV	discrete	numeric-8.0	1596	0	<a href="#">var257 question details</a>
7	var260	Sympathy H	discrete	numeric-8.0	1596	0	<a href="#">var260 question details</a>
8	var263	Sympathy DNA	discrete	numeric-8.0	1596	0	<a href="#">var263 question details</a>
9	var266	Sympathy FrP	discrete	numeric-8.0	1596	0	<a href="#">var266 question details</a>
10	var269	Sympathy other	discrete	numeric-8.0	1596	0	<a href="#">var269 question details</a>
11	var272	Sympathy Johan J. Jakobsen	discrete	numeric-8.0	1596	0	Likewise, I would like to hear how you look at some of our political leaders. Here we also use the "sympathy thermometer" that goes from 0 to 100 Which location would you give ... .. A. Johan J. Jakobsen
12	var275	Sympathy Gro Harlem Brundtland	discrete	numeric-8.0	1596	0	Likewise, I would like to hear how you look at some of our political leaders. Here we also use the "sympathy thermometer" that goes from 0 to 100 Which location would you give ... .. B. Gro Harlem Brundtland
13	var278	Sympathy Kåre Kristiansen	discrete	numeric-8.0	1596	0	Likewise, I would like to hear how you look at some of our political leaders. Here we also use the "sympathy thermometer" that goes from 0 to 100 Which location would you give ... .. C. Kåre Kristiansen
14	var281	Sympathy Berge Furre	discrete	numeric-8.0	1596	0	Likewise, I would like to hear how you look at some of our political leaders. Here we also use the "sympathy thermometer" that goes from 0 to 100 Which location would you give ... .. D. Berge Furre
15	var284	Sympathy Kåre Willoch	discrete	numeric-8.0	1596	0	Likewise, I would like to hear how you look at some of our political leaders. Here we also use the "sympathy thermometer" that goes from 0 to 100

#	Name	Label	Type	Format	Valid	Invalid	Question
							Which location would you give ... .. E. Kåre Willoch
16	var287	Sympathy Hans Hammond Rossbach	discrete	numeric-8.0	1596	0	Likewise, I would like to hear how you look at some of our political leaders. Here we also use the "sympathy thermometer" that goes from 0 to 100 Which location would you give ... .. F. Hans Hammond Rossbach
17	var290	Sympathy Carl I. Hagen	discrete	numeric-8.0	1596	0	Likewise, I would like to hear how you look at some of our political leaders. Here we also use the "sympathy thermometer" that goes from 0 to 100 Which location would you give ... .. G. Carl I. Hagen
18	var310	Party one likes most	discrete	numeric-8.0	1596	0	We want to know how you evaluate the various political parties of our country. Here I have a list of 7 of the parties. Can you say what party you like the most, second most, and what you like third most ... .. A. Like most.
19	var312	Party one likes second most	discrete	numeric-8.0	1596	0	We want to know how you evaluate the various political parties of our country. Here I have a list of 7 of the parties. Can you say what party you like the most, second most, and what you like third most ... .. B. Like second most.
20	var314	Party one likes third most	discrete	numeric-8.0	1596	0	We want to know how you evaluate the various political parties of our country. Here I have a list of 7 of the parties. Can you say what party you like the most, second most, and what you like third most ... .. C. Like third most.
21	var316	Party one likes the least	discrete	numeric-8.0	1596	0	We would also like to know which three parties you like worst. So the party you like least, the second least, and you like the third least ... .. A. Like the least.
22	var318	Party one likes the second least	discrete	numeric-8.0	1596	0	We would also like to know which three parties you like worst. So the party you like least, the second least, and you like the third least ... .. B. Like the second least.
23	var320	Party one likes the third least	discrete	numeric-8.0	1596	0	We would also like to know which three parties you like worst. So the party you like least, the second least, and you like the third least ... .. C. Like the third least.

### Group Compliance respondent-party in politics

#	Name	Label	Type	Format	Valid	Invalid	Question
1	var126	Security policy and norw. relations. to NATO-DNA	discrete	numeric-8.0	1596	0	<a href="#">var126 question details</a>
2	var127	Security policy and norw. relations. to NATO-DLF	discrete	numeric-8.0	1596	0	<a href="#">var127 question details</a>
3	var128	Security policy and norw. relations. to NATO-FrP	discrete	numeric-8.0	1596	0	<a href="#">var128 question details</a>
4	var129	Security policy and norw. relations. to NATO-H	discrete	numeric-8.0	1596	0	<a href="#">var129 question details</a>

#	Name	Label	Type	Format	Valid	Invalid	Question
5	var130	Security policy and norw. relations. to NATO-KrF	discrete	numeric-8.0	1596	0	<a href="#">var130 question details</a>
6	var131	Security policy and norw. relations. to NATO-K	discrete	numeric-8.0	1596	0	<a href="#">var131 question details</a>
7	var132	Security policy and norw. relations. to NATO-RV	discrete	numeric-8.0	1596	0	<a href="#">var132 question details</a>
8	var133	Security policy and norw. relations. to NATO-Sp	discrete	numeric-8.0	1596	0	<a href="#">var133 question details</a>
9	var134	Security policy and norw. relations. to NATO-SV	discrete	numeric-8.0	1596	0	<a href="#">var134 question details</a>
10	var135	Security policy and norw. relations. to NATO-V	discrete	numeric-8.0	1596	0	<a href="#">var135 question details</a>
11	var136	Security policy and norw. relations. to NATO-all	discrete	numeric-8.0	1596	0	<a href="#">var136 question details</a>
12	var137	Security policy and norw. relations. to NATO-none	discrete	numeric-8.0	1596	0	<a href="#">var137 question details</a>
13	var138	Security policy and norw. relations. to NATO-other	discrete	numeric-8.0	1596	0	<a href="#">var138 question details</a>
14	var139	Pace of oil development-DNA	discrete	numeric-8.0	1596	0	<a href="#">var139 question details</a>
15	var140	Pace of oil development-DLF	discrete	numeric-8.0	1596	0	<a href="#">var140 question details</a>
16	var141	Pace of oil development-FrP	discrete	numeric-8.0	1596	0	<a href="#">var141 question details</a>
17	var142	Pace of oil development-H	discrete	numeric-8.0	1596	0	<a href="#">var142 question details</a>
18	var143	Pace of oil development-KrF	discrete	numeric-8.0	1596	0	<a href="#">var143 question details</a>
19	var144	Pace of oil development-K	discrete	numeric-8.0	1596	0	<a href="#">var144 question details</a>
20	var145	Pace of oil development-RV	discrete	numeric-8.0	1596	0	<a href="#">var145 question details</a>
21	var146	Pace of oil development-Sp	discrete	numeric-8.0	1596	0	<a href="#">var146 question details</a>
22	var147	Pace of oil development-SV	discrete	numeric-8.0	1596	0	<a href="#">var147 question details</a>
23	var148	Pace of oil development-V	discrete	numeric-8.0	1596	0	<a href="#">var148 question details</a>
24	var149	Pace of oil development-all	discrete	numeric-8.0	1596	0	<a href="#">var149 question details</a>
25	var150	Pace of oil development-none	discrete	numeric-8.0	1596	0	<a href="#">var150 question details</a>
26	var151	Pace of oil development-other	discrete	numeric-8.0	1596	0	<a href="#">var151 question details</a>
27	var152	Tax policy-DNA	discrete	numeric-8.0	1596	0	<a href="#">var152 question details</a>
28	var153	Tax policy-DLF	discrete	numeric-8.0	1596	0	<a href="#">var153 question details</a>
29	var154	Tax policy-FrP	discrete	numeric-8.0	1596	0	<a href="#">var154 question details</a>
30	var155	Tax policy-H	discrete	numeric-8.0	1596	0	<a href="#">var155 question details</a>
31	var156	Tax policy-KrF	discrete	numeric-8.0	1596	0	<a href="#">var156 question details</a>
32	var157	Tax policy-K	discrete	numeric-8.0	1596	0	<a href="#">var157 question details</a>
33	var158	Tax policy-RV	discrete	numeric-8.0	1596	0	<a href="#">var158 question details</a>
34	var159	Tax policy-Sp	discrete	numeric-8.0	1596	0	<a href="#">var159 question details</a>
35	var160	Tax policy-SV	discrete	numeric-8.0	1596	0	<a href="#">var160 question details</a>
36	var161	Tax policy-V	discrete	numeric-8.0	1596	0	<a href="#">var161 question details</a>
37	var162	Tax policy-all	discrete	numeric-8.0	1596	0	<a href="#">var162 question details</a>



#	Name	Label	Type	Format	Valid	Invalid	Question
38	var163	Tax policy-none	discrete	numeric-8.0	1596	0	<a href="#">var163 question details</a>
39	var164	Tax policy-other	discrete	numeric-8.0	1596	0	<a href="#">var164 question details</a>
40	var165	Equality between the genders-DNA	discrete	numeric-8.0	1596	0	<a href="#">var165 question details</a>
41	var166	Equality between the genders-DLF	discrete	numeric-8.0	1596	0	<a href="#">var166 question details</a>
42	var167	Equality between the genders-FrP	discrete	numeric-8.0	1596	0	<a href="#">var167 question details</a>
43	var168	Equality between the genders-H	discrete	numeric-8.0	1596	0	<a href="#">var168 question details</a>
44	var169	Equality between the genders-KrF	discrete	numeric-8.0	1596	0	<a href="#">var169 question details</a>
45	var170	Equality between the genders-K	discrete	numeric-8.0	1596	0	<a href="#">var170 question details</a>
46	var171	Equality between the genders-RV	discrete	numeric-8.0	1596	0	<a href="#">var171 question details</a>
47	var172	Equality between the genders-Sp	discrete	numeric-8.0	1596	0	<a href="#">var172 question details</a>
48	var173	Equality between the genders-SV	discrete	numeric-8.0	1596	0	<a href="#">var173 question details</a>
49	var174	Equality between the genders-V	discrete	numeric-8.0	1596	0	<a href="#">var174 question details</a>
50	var175	Equality between the genders-all	discrete	numeric-8.0	1596	0	<a href="#">var175 question details</a>
51	var176	Equality between the genders-none	discrete	numeric-8.0	1596	0	<a href="#">var176 question details</a>
52	var177	Equality between the genders-other	discrete	numeric-8.0	1596	0	<a href="#">var177 question details</a>
53	var178	Abortion issue-DNA	discrete	numeric-8.0	1596	0	We want to know how you like the different parties' stance to the various issues. Can you for each of the issues I mention say which party or parties you believe best expresses your own opinion ... .. E. And on the issue of abortion ... .. A. The norwegian labour party.
54	var179	Abortion issue-DLF	discrete	numeric-8.0	1596	0	We want to know how you like the different parties' stance to the various issues. Can you for each of the issues I mention say which party or parties you believe best expresses your own opinion ... .. E. And on the issue of abortion ... .. B. The liberal peoples' party.
55	var180	Abortion issue-FrP	discrete	numeric-8.0	1596	0	We want to know how you like the different parties' stance to the various issues. Can you for each of the issues I mention say which party or parties you believe best expresses your own opinion ... .. E. And on the issue of abortion ... .. C. The progress party.
56	var181	Abortion issue-H	discrete	numeric-8.0	1596	0	We want to know how you like the different parties' stance to the various issues. Can you for each of the issues I mention say which party or parties you believe best expresses your own

#	Name	Label	Type	Format	Valid	Invalid	Question
							opinion ... .. E. And on the issue of abortion ... .. D. The conservative party.
57	var182	Abortion issue-KrF	discrete	numeric-8.0	1596	0	We want to know how you like the different parties' stance to the various issues. Can you for each of the issues I mention say which party or parties you believe best expresses your own opinion ... .. E. And on the issue of abortion ... .. E. The christian democratic party.
58	var183	Abortion issue-K	discrete	numeric-8.0	1596	0	We want to know how you like the different parties' stance to the various issues. Can you for each of the issues I mention say which party or parties you believe best expresses your own opinion ... .. E. And on the issue of abortion ... .. F. The norwegian communist party.
59	var184	Abortion issue-RV	discrete	numeric-8.0	1596	0	We want to know how you like the different parties' stance to the various issues. Can you for each of the issues I mention say which party or parties you believe best expresses your own opinion ... .. E. And on the issue of abortion ... .. G. Red electoral alliance.
60	var185	Abortion issue-Sp	discrete	numeric-8.0	1596	0	We want to know how you like the different parties' stance to the various issues. Can you for each of the issues I mention say which party or parties you believe best expresses your own opinion ... .. E. And on the issue of abortion ... .. H. The centre (agrarian) party.
61	var186	Abortion issue-SV	discrete	numeric-8.0	1596	0	We want to know how you like the different parties' stance to the various issues. Can you for each of the issues I mention say which party or parties you believe best expresses your own opinion ... .. E. And on the issue of abortion ... .. I. The socialist left party.
62	var187	Abortion issue-V	discrete	numeric-8.0	1596	0	We want to know how you like the different parties' stance to the various issues. Can you for each of the issues I mention say which party or parties you believe best expresses your own opinion ... .. E. And on the issue of abortion ... .. J. The liberal party.
63	var188	Abortion issue-all	discrete	numeric-8.0	1596	0	We want to know how you like the different parties' stance to the various issues. Can you for each of the issues I mention say which party or parties you believe best expresses your own opinion ... .. E. And on the issue of abortion ... .. K. All parties the same.
64	var189	Abortion issue-none	discrete	numeric-8.0	1596	0	We want to know how you like the different parties' stance to the various issues. Can you for each of the issues I mention say which party or parties you believe best expresses your own opinion ... .. E. And on the issue of abortion ... .. L. No parties.

#	Name	Label	Type	Format	Valid	Invalid	Question
65	var190	Abortion issue-other	discrete	numeric-8.0	1596	0	We want to know how you like the different parties' stance to the various issues. Can you for each of the issues I mention say which party or parties you believe best expresses your own opinion ... .. E. And on the issue of abortion ... .. M. Other parties, don't know, won't answer.
66	var191	Public control and management-DNA	discrete	numeric-8.0	1596	0	<a href="#">var191 question details</a>
67	var192	Public control and management-DLF	discrete	numeric-8.0	1596	0	<a href="#">var192 question details</a>
68	var193	Public control and management-FrP	discrete	numeric-8.0	1596	0	<a href="#">var193 question details</a>
69	var194	Public control and management-H	discrete	numeric-8.0	1596	0	<a href="#">var194 question details</a>
70	var195	Public control and management-KrF	discrete	numeric-8.0	1596	0	<a href="#">var195 question details</a>
71	var196	Public control and management-K	discrete	numeric-8.0	1596	0	<a href="#">var196 question details</a>
72	var197	Public control and management-RV	discrete	numeric-8.0	1596	0	<a href="#">var197 question details</a>
73	var198	Public control and management-Sp	discrete	numeric-8.0	1596	0	<a href="#">var198 question details</a>
74	var199	Public control and management-SV	discrete	numeric-8.0	1596	0	<a href="#">var199 question details</a>
75	var200	Public control and management-V	discrete	numeric-8.0	1596	0	<a href="#">var200 question details</a>
76	var201	Public control and management-all	discrete	numeric-8.0	1596	0	<a href="#">var201 question details</a>
77	var202	Public control and management-none	discrete	numeric-8.0	1596	0	<a href="#">var202 question details</a>
78	var203	Public control and management-other	discrete	numeric-8.0	1596	0	<a href="#">var203 question details</a>

### Group Right-left dimension

#	Name	Label	Type	Format	Valid	Invalid	Question
1	var204	Radical - conservative?	discrete	numeric-8.0	1596	0	<a href="#">var204 question details</a>
2	var205	NKP on the radical-conservative scale	discrete	numeric-8.0	1596	0	Where will you place the various parties on this scale ... .. A. NKP (The norwegian communist party).
3	var206	Sp on the radical-conservative scale	discrete	numeric-8.0	1596	0	Where will you place the various parties on this scale ... .. B. Sp (The centre (agrarian) party).
4	var207	FrP on the radical-conservative scale	discrete	numeric-8.0	1596	0	Where will you place the various parties on this scale ... .. C. FrP (The progress party).
5	var208	V on the radical-conservative scale	discrete	numeric-8.0	1596	0	Where will you place the various parties on this scale ... .. D. V (The liberal party).

#	Name	Label	Type	Format	Valid	Invalid	Question
6	var209	DNA on the radical-conservative scale	discrete	numeric-8.0	1596	0	Where will you place the various parties on this scale ... E. DNA (The norwegian labour party).
7	var210	H on the radical-conservative scale	discrete	numeric-8.0	1596	0	Where will you place the various parties on this scale ... F. H (The conservative party).
8	var211	DLF on the radical-conservative scale	discrete	numeric-8.0	1596	0	Where will you place the various parties on this scale ... G. DLF (The liberal peoples' party).
9	var212	RV on the radical-conservative scale	discrete	numeric-8.0	1596	0	Where will you place the various parties on this scale ... H. RV (Red electoral alliance).
10	var213	KrF on the radical-conservative scale	discrete	numeric-8.0	1596	0	Where will you place the various parties on this scale ... I. KrF (The christian democratic party).
11	var214	SV on the radical-conservative scale	discrete	numeric-8.0	1596	0	Where will you place the various parties on this scale ... J. SV (The socialist left party).

### Group Election and voting

#	Name	Label	Type	Format	Valid	Invalid	Question
1	var058	Did you see television programs elections revue?	discrete	numeric-8.0	1596	0	Before this year's election NRK collected their election broadcasts in one program item "Valgrevyen (Elections revue)" which was sent every evening except Saturday and Sunday the last 3 weeks before the election. Did you see some of these programs?
2	var059	tv programs per week	discrete	numeric-8.0	1596	0	<a href="#">var059 question details</a>
3	var060	First issue imp. vote	discrete	numeric-8.0	1596	0	Can you name one or two issues that were particularly important to your vote ... A. The first case mentioned.
4	var062	Second issue imp. vote	discrete	numeric-8.0	1596	0	Can you name one or two issues that were particularly important to your vote ... A. The second case mentioned.
5	var064	No issue imp. vote	discrete	numeric-8.0	1596	0	Can you name one or two issues that were particularly important to your vote ... C. No issues of special importance.
6	var084	Importan what party won lost elect	discrete	numeric-8.0	1596	0	When you look back at the election this autumn, would you say that you personally cared much about which party or which parties won or lost the election, or did it make little difference to you personally?
7	var234	How often discussed politics?	discrete	numeric-8.0	1596	0	How often do you talk about the election in the family or with friends and acquaintances. Would you say daily, a few times a week, rarely or never?
8	var235	Been influenced by other party elections	discrete	numeric-8.0	1596	0	Was there anyone you talked to who tried to get you to vote for a particular party?
9	var236	Have you tried influence?	discrete	numeric-8.0	1596	0	Was the other way around, did you try to get someone to vote for a particular party?

#	Name	Label	Type	Format	Valid	Invalid	Question
10	var299	Easy to decide which party	discrete	numeric-8.0	1596	0	Many people say that it was very easy to decide that one party to vote for in this election, while others thought it was very difficult. How was it for you, did you think it was very easy, fairly easy, fairly difficult or very difficult?
11	var300	When did you decide party	discrete	numeric-8.0	1596	0	When was it you decided you to vote for the party you selected - it was long before the campaign started, at some point during the campaign, or was it just before election day?
12	var301	Did you vote 1981	discrete	numeric-8.0	1596	0	Did you vote in the election?
13	var302	What party did you vote	discrete	numeric-8.0	1596	0	What party or which list did you vote for?
14	var304	If separate list-what party?	discrete	numeric-8.0	1596	0	If the parties on the joint list had made separate lists, which of the parties on the joint list would you vote for?
15	var306	what party vote for in 1977?	discrete	numeric-8.0	1596	0	How did you vote at the general election in 1977?
16	var308	If separate list in the 1977-what party?	discrete	numeric-8.0	1596	0	If the parties on the joint list had made separate lists, which of the parties on the joint list would you have voted for in 1977?
17	var399	Education: level	discrete	numeric-8.0	1596	0	Level, education code.
18	v434	Voted 1981 election-addition	discrete	numeric-8.0	1596	0	Voted in the 1981 election. Addition.
19	v435	Voting 81-addition	continuous	numeric-8.0	1596	0	Voting 81-addition.
20	v437	Joint list 81-addition	continuous	numeric-8.0	1596	0	Joint list 81-addition.
21	v439	Recall voting 77-addition	continuous	numeric-8.0	1596	0	Recall voting 77-addition.
22	v441	Joint list 77-addition	continuous	numeric-8.0	1596	0	Joint list 77-addition.
23	v457	Census data 81	discrete	numeric-8.0	1596	0	Census data 81.
24	skjema	Form	discrete	numeric-8.2	728	868	Form.
25	tillegg	Addition	discrete	numeric-8.2	1596	0	Addition.
26	stemme	Vote	discrete	numeric-8.2	1596	0	Vote.
27	nystem	Voting 1981 - census controlled	discrete	numeric-8.0	1596	0	Voting 1981 - census controlled.

### Group Interview technical variables Intervjutekniske variabler

#	Name	Label	Type	Format	Valid	Invalid	Question
1	panel77	Ident-no R	continuous	numeric-8.0	1596	0	Identification number R.
2	seqnum	seqnum	continuous	numeric-8.2	1596	0	seqnum.
3	var022	Intwerview was conducted (date)	continuous	numeric-8.2	1596	0	Intwerview was conducted.
4	var026	Interview time from (hhmm)	continuous	numeric-8.2	1596	0	Interview time from:
5	var030	Interview time to (hhmm)	continuous	numeric-8.2	1596	0	Interview time to:
6	var034	Interview time (minutes)	continuous	numeric-8.2	1596	0	Interview time in minutes.
7	var037	Number of personal visits	continuous	numeric-8.0	1596	0	Contact with R ... .. A. Number of personal visits.

#	Name	Label	Type	Format	Valid	Invalid	Question
8	var038	Number of contacts over telephone	continuous	numeric-8.0	1596	0	Contact with R ... B. Number of contacts over telephone.
9	var039	Agreed time for interview in adv.	discrete	numeric-8.0	1596	0	Was it appointed time for the interview in advance?
10	var040	Has R received additional form	discrete	numeric-8.0	1596	0	Has R received additional form?
11	v424	Additional form	continuous	numeric-8.0	1596	0	Additional form.
12	v427	Municipality-addition	continuous	numeric-8.0	1596	0	Municipality-addition.
13	v431	Addition	discrete	numeric-8.0	1596	0	Addition.
14	v445	Sample type	discrete	numeric-8.0	1596	0	Sample type.

# Variables Description

Dataset contains 325 variable(s)

**File : NSD0063****# panel77: Ident-no R****Information** [Type= continuous] [Format=numeric] [Range= 2-4595] [Missing=\*]**Statistics [NW/ W]** [Valid=1596 /-] [Invalid=0 /-]**Literal question** Identification number R.**Concepts** Data**# seqnum: seqnum****Information** [Type= continuous] [Format=numeric] [Range= 1-1596] [Missing=\*]**Statistics [NW/ W]** [Valid=1596 /-] [Invalid=0 /-]**Literal question** seqnum.**Concepts** Data**# var011: R year of birth****Information** [Type= continuous] [Format=numeric] [Range= 1-63] [Missing=\*]**Statistics [NW/ W]** [Valid=1596 /-] [Invalid=0 /-]**Literal question** R year of birth.**Concepts** Age**# var013: R gender/sex****Information** [Type= discrete] [Format=numeric] [Range= 1-2] [Missing=\*]**Statistics [NW/ W]** [Valid=1596 /-] [Invalid=0 /-]**Literal question** R gender.**Concepts** Gender

Value	Label	Cases	Percentage
1	Male	857	53.7%
2	Female	739	46.3%

*Warning: these figures indicate the number of cases found in the data file. They cannot be interpreted as summary statistics of the population of interest.***# var022: Intwerview was conducted (date)****Information** [Type= continuous] [Format=numeric] [Range= 0-3109] [Missing=\*]**Statistics [NW/ W]** [Valid=1596 /-] [Invalid=0 /-]**Literal question** Intwerview was conducted.**Concepts** Data**# var026: Interview time from (hhmm)****Information** [Type= continuous] [Format=numeric] [Range= 0-2145] [Missing=\*]**Statistics [NW/ W]** [Valid=1596 /-] [Invalid=0 /-]**Literal question** Interview time from:**Concepts** Data**# var030: Interview time to (hhmm)****Information** [Type= continuous] [Format=numeric] [Range= 0-2320] [Missing=\*]**Statistics [NW/ W]** [Valid=1596 /-] [Invalid=0 /-]**Literal question** Interview time to:**Concepts** Data



**File : NSD0063****# var034: Interview time (minutes)****Information** [Type= continuous] [Format=numeric] [Range= 0-240] [Missing=\*]**Statistics [NW/ W]** [Valid=1596 /-] [Invalid=0 /-]**Literal question** Interview time in minutes.**Concepts** Data**# var037: Number of personal visits****Information** [Type= continuous] [Format=numeric] [Range= 0-8] [Missing=\*]**Statistics [NW/ W]** [Valid=1596 /-] [Invalid=0 /-]**Literal question** Contact with R ...  
... A. Number of personal visits.**# var038: Number of contacts over telephone****Information** [Type= continuous] [Format=numeric] [Range= 0-7] [Missing=\*]**Statistics [NW/ W]** [Valid=1596 /-] [Invalid=0 /-]**Literal question** Contact with R ...  
... B. Number of contacts over telephone.**Concepts** Data**# var039: Agreed time for interview in adv.****Information** [Type= discrete] [Format=numeric] [Range= 0-3] [Missing=\*]**Statistics [NW/ W]** [Valid=1596 /-] [Invalid=0 /-]**Literal question** Was it appointed time for the interview in advance?**Concepts** Data

Value	Label	Cases	Percentage
0		10	0.6%
1	Yes, personal visit	341	21.4%
2	Yes, over telephone	611	38.3%
3	No, not agreed upon in advance	634	39.7%

*Warning: these figures indicate the number of cases found in the data file. They cannot be interpreted as summary statistics of the population of interest.***# var040: Has R received additional form****Information** [Type= discrete] [Format=numeric] [Range= 0-2] [Missing=\*]**Statistics [NW/ W]** [Valid=1596 /-] [Invalid=0 /-]**Literal question** Has R received additional form?**Concepts** Data

Value	Label	Cases	Percentage
0		4	0.3%
1	Yes	776	48.6%
2	No	816	51.1%

*Warning: these figures indicate the number of cases found in the data file. They cannot be interpreted as summary statistics of the population of interest.***# var041: Rs residential area****Information** [Type= discrete] [Format=numeric] [Range= 1-2] [Missing=\*]**Statistics [NW/ W]** [Valid=1596 /-] [Invalid=0 /-]

**File : NSD0063****# var041: Rs residential area**

<b>Literal question</b>	Does R live in a densely or sparsely populated area?
-------------------------	--

<b>Concepts</b>	Place of residence
-----------------	--------------------

Value	Label	Cases	Percentage
1	Densely populated	1074	67.3%
2	Sparsely populated	522	32.7%

*Warning: these figures indicate the number of cases found in the data file. They cannot be interpreted as summary statistics of the population of interest.*

**# var052: Did you grow up or move?**

<b>Information</b>	[Type= discrete] [Format=numeric] [Range= 1-8] [Missing=*]
--------------------	--

<b>Statistics [NW/ W]</b>	[Valid=1596 /-] [Invalid=0 /-]
---------------------------	--------------------------------

<b>Pre-question</b>	This nationwide survey in connection with the 1981 general election conducted by Professor Henry Valen, Institute for Social Research and Statistics Norway. I hope you have received this letter from Professor Valen and Statistics Norway. We will start with some questions about childhood place.
---------------------	--

<b>Literal question</b>	Were you raised here (in town) or did you move to here?
-------------------------	---

<b>Concepts</b>	Place of residence
-----------------	--------------------

Value	Label	Cases	Percentage
1	Grew up here	828	51.9%
2	Migrate	767	48.1%
8		1	0.1%

*Warning: these figures indicate the number of cases found in the data file. They cannot be interpreted as summary statistics of the population of interest.*

**# var053: County of origin**

<b>Information</b>	[Type= discrete] [Format=numeric] [Range= 1-99] [Missing=*]
--------------------	---

<b>Statistics [NW/ W]</b>	[Valid=1596 /-] [Invalid=0 /-]
---------------------------	--------------------------------

<b>Literal question</b>	In what county did you grow up?
-------------------------	---------------------------------

<b>Concepts</b>	Place of residence
-----------------	--------------------

Value	Label	Cases	Percentage
1	Østfold	42	2.6%
2	Akershus	40	2.5%
3	Oslo	54	3.4%
4	Hedmark	44	2.8%
5	Oppland	38	2.4%
6	Buskerud	38	2.4%
7	Vestfold	33	2.1%
8	Telemark	39	2.4%
9	Aust-Agder	14	0.9%
10	Vest-Agder	19	1.2%
11	Rogaland	50	3.1%
12	Hordaland	69	4.3%
14	Sogn&Fjordane	31	1.9%
15	Møre&Romsdal	45	2.8%
16	Sør-Trøndelag	50	3.1%
17	Nord-Trøndelag	30	1.9%
18	Nordland	73	4.6%

## File : NSD0063

### # var053: County of origin

Value	Label	Cases	Percentage
19	Troms	24	1.5%
20	Finnmark	18	1.1%
24	Abroad	14	0.9%
99	Not applicable	831	52.1%

*Warning: these figures indicate the number of cases found in the data file. They cannot be interpreted as summary statistics of the population of interest.*

### # var055: How was the place where you grew up?

<b>Information</b>	[Type= discrete] [Format=numeric] [Range= 1-8] [Missing=*]
<b>Statistics [NW/ W]</b>	[Valid=1596 /-] [Invalid=0 /-]
<b>Literal question</b>	How was the place where you grew up, would you say it was rural or an urban location, a typical city, or one of the larger cities in the country?
<b>Concepts</b>	Place of residence

Value	Label	Cases	Percentage
1	Rural, sparsely populated	396	24.8%
2	Urban, more densely populated	193	12.1%
3	Normal city	120	7.5%
4	Larger city (the following qualifies: oslo, bergen, trondheim, stavanger)	58	3.6%
8	R not applicable	829	51.9%

*Warning: these figures indicate the number of cases found in the data file. They cannot be interpreted as summary statistics of the population of interest.*

### # var056: Politically interested

<b>Information</b>	[Type= discrete] [Format=numeric] [Range= 1-8] [Missing=*]
<b>Statistics [NW/ W]</b>	[Valid=1596 /-] [Invalid=0 /-]
<b>Pre-question</b>	Now let's look at some political issues.
<b>Literal question</b>	Would you say that you generally are very interested in politics, fairly interested or not interested?
<b>Concepts</b>	Political interest

Value	Label	Cases	Percentage
1	Very interested	174	10.9%
2	Fairly interested	910	57.0%
3	Not interested	512	32.1%
4	Don't know	0	
8	Don't know/can't say	0	

*Warning: these figures indicate the number of cases found in the data file. They cannot be interpreted as summary statistics of the population of interest.*

### # var057: Read politics newspaper

<b>Information</b>	[Type= discrete] [Format=numeric] [Range= 1-8] [Missing=*]
<b>Statistics [NW/ W]</b>	[Valid=1596 /-] [Invalid=0 /-]
<b>Literal question</b>	How often do you usually read about politics in the newspapers, would you say that you read the stuff daily, often, sometimes or never?
<b>Concepts</b>	Political interest

Value	Label	Cases	Percentage
1	Daily	598	37.5%
2	Often	228	14.3%

## File : NSD0063

### # var057: Read politics newspaper

Value	Label	Cases	Percentage
3	Sometimes	688	43.1%
4	Never	80	5.0%
8	Don't know/can't say	2	0.1%

Warning: these figures indicate the number of cases found in the data file. They cannot be interpreted as summary statistics of the population of interest.

### # var058: Did you see television programs elections revue?

<b>Information</b>	[Type= discrete] [Format=numeric] [Range= 1-8] [Missing=*]
<b>Statistics [NW/ W]</b>	[Valid=1596 /-] [Invalid=0 /-]
<b>Literal question</b>	Before this year's election NRK collected their election broadcasts in one program item "Valgrevyen (Elections revue)" which was sent every evening except Saturday and Sunday the last 3 weeks before the election. Did you see some of these programs?
<b>Concepts</b>	Political interest

Value	Label	Cases	Percentage
1	Yes	1393	87.3%
2	No	202	12.7%
8	Don't know/don't remember/refuse to answer	1	0.1%

Warning: these figures indicate the number of cases found in the data file. They cannot be interpreted as summary statistics of the population of interest.

### # var059: tv programs per week

<b>Information</b>	[Type= discrete] [Format=numeric] [Range= 0-8] [Missing=*]
<b>Statistics [NW/ W]</b>	[Valid=1596 /-] [Invalid=0 /-]
<b>Literal question</b>	Before this year's election NRK collected their election broadcasts in one program item "Valgrevyen (Elections revue)" which was sent every evening except Saturday and Sunday the last 3 weeks before the election. Did you see some of these programs ...  ... A. How many shows would you say that you watched per week?
<b>Concepts</b>	Political interest

Value	Label	Cases	Percentage
0	None	205	12.8%
1	Less than one per week	124	7.8%
2	1-2 shows per week	544	34.1%
3	3-5 shows per week	714	44.7%
8	Don't remember, can't answer	9	0.6%

Warning: these figures indicate the number of cases found in the data file. They cannot be interpreted as summary statistics of the population of interest.

### # var060: First issue imp. vote

<b>Information</b>	[Type= discrete] [Format=numeric] [Range= 1-99] [Missing=*]
<b>Statistics [NW/ W]</b>	[Valid=1596 /-] [Invalid=0 /-]
<b>Pre-question</b>	Let's look back at the election this autumn.
<b>Literal question</b>	Can you name one or two issues that were particularly important to your vote ...  ... A. The first case mentioned.
<b>Concepts</b>	Political attitudes

Value	Label	Cases	Percentage
1	Nato/defence	33	2.1%
2	Nuclear-free zones	23	1.4%

## File : NSD0063

### # var060: First issue imp. vote

Value	Label	Cases	Percentage
3	Disarmament/Peace	45	2.8%
4	Foreign policy	3	0.2%
5	Development aid	0	
6	Tax policy	129	8.1%
7	Employment	55	3.4%
8	Inflation	5	0.3%
9	Economic policy	27	1.7%
10	Oil/energy	27	1.7%
11	Environmental protection	20	1.3%
12	Concession/licensing law	20	1.3%
13	Housing policy	17	1.1%
14	Elderly care	41	2.6%
15	Abortion	166	10.4%
16	Social/health/welfare	55	3.4%
17	Christian values	11	0.7%
18	Equality	5	0.3%
19	The fight against bureaucracy	25	1.6%
20	Government power	37	2.3%
21	State operation/control	16	1.0%
22	Other	61	3.8%
23	School policies	15	0.9%
24	The Alta-case	10	0.6%
99	Unanswered	750	47.0%

Warning: these figures indicate the number of cases found in the data file. They cannot be interpreted as summary statistics of the population of interest.

### # var062: Second issue imp. vote

<b>Information</b>	[Type= discrete] [Format=numeric] [Range= 1-99] [Missing=*]
<b>Statistics [NW/ W]</b>	[Valid=1596 /-] [Invalid=0 /-]
<b>Literal question</b>	Can you name one or two issues that were particularly important to your vote ... ... A. The second case mentioned.
<b>Concepts</b>	Political attitudes

Value	Label	Cases	Percentage
1	Nato/defence	18	1.1%
2	Nuclear-free zones	23	1.4%
3	Disarmament/Peace	16	1.0%
4	Foreign policy	7	0.4%
5	Development aid	3	0.2%
6	Tax policy	75	4.7%
7	Employment	19	1.2%
8	Inflation	5	0.3%
9	Economic policy	18	1.1%
10	Oil/energy	32	2.0%
11	Environmental protection	16	1.0%

## File : NSD0063

### # var062: Second issue imp. vote

Value	Label	Cases	Percentage
12	Concession/licensing law	16	1.0%
13	Housing policy	11	0.7%
14	Elderly care	37	2.3%
15	Abortion	55	3.4%
16	Socail/health/welfare	61	3.8%
17	Christian values	5	0.3%
18	Equality	5	0.3%
19	The fight against bureaucracy	16	1.0%
20	Government power	11	0.7%
21	State operation/control	24	1.5%
22	Other	79	4.9%
23	School policy	17	1.1%
24	The Alta-case	5	0.3%
99	Unanswered	1022	64.0%

Warning: these figures indicate the number of cases found in the data file. They cannot be interpreted as summary statistics of the population of interest.

### # var064: No issue imp. vote

<b>Information</b>	[Type= discrete] [Format=numeric] [Range= 50-99] [Missing=*]
<b>Statistics [NW/ W]</b>	[Valid=1596 /-] [Invalid=0 /-]
<b>Literal question</b>	Can you name one or two issues that were particularly important to your vote ... ... C. No issues of special importance.
<b>Concepts</b>	Political attitudes

Value	Label	Cases	Percentage
50	No issues of special importance	609	38.2%
80	Don't know/can't say	80	5.0%
99		907	56.8%

Warning: these figures indicate the number of cases found in the data file. They cannot be interpreted as summary statistics of the population of interest.

### # var066: Opinion of cont. NATO membersh.

<b>Information</b>	[Type= discrete] [Format=numeric] [Range= 1-8] [Missing=*]
<b>Statistics [NW/ W]</b>	[Valid=1596 /-] [Invalid=0 /-]
<b>Pre-question</b>	Now I would like to hear your views on some issues that there are varying opinions about among people.
<b>Literal question</b>	First, the question of whether Norway should continue to be a member of NATO (North Atlantic Treaty) or whether membership should be discontinued. Is this an issue you have an opinion on?
<b>Concepts</b>	Political attitudes

Value	Label	Cases	Percentage
1	Yes	1309	82.0%
2	No	285	17.9%
8	Don't know, don't remember, refuse	2	0.1%

Warning: these figures indicate the number of cases found in the data file. They cannot be interpreted as summary statistics of the population of interest.

### # var067: Continued membersh. NATO?

<b>Information</b>	[Type= discrete] [Format=numeric] [Range= 1-9] [Missing=*]
<b>Statistics [NW/ W]</b>	[Valid=1596 /-] [Invalid=0 /-]

**File : NSD0063****# var067: Continued membersh. NATO?**

**Literal question** Many are of the opinion that we should continue to adhere to the NATO alliance, while others believe that our membership should be discontinued, what is your opinion?

**Interviewer's instructions** Asked if yes on question var066.

**Concepts** Political attitudes

Value	Label	Cases	Percentage
1	Adhere to NATO	1153	72.2%
2	Discontinue NATO membership	128	8.0%
8	Don't know	22	1.4%
9	R irrelevant	293	18.4%

*Warning: these figures indicate the number of cases found in the data file. They cannot be interpreted as summary statistics of the population of interest.*

**# var068: attitude towards development assistance**

**Information** [Type= discrete] [Format=numeric] [Range= 1-8] [Missing=\*]

**Statistics [NW/ W]** [Valid=1596 /-] [Invalid=0 /-]

**Literal question** Some believe that Norway's aid to poor countries, the so-called developing countries should be reduced, while others think it should be maintained as now or possibly increased. How do you see it, do you think that the Norwegian development aid should be reduced, that it should be maintained as now, or do you think it should be increased?

**Concepts** Political attitudes

Value	Label	Cases	Percentage
1	Should be reduced	318	19.9%
2	Maintained as now	901	56.5%
3	Should be increased	224	14.0%
4	Other answer, specify	33	2.1%
5		73	4.6%
6		17	1.1%
7		5	0.3%
8	Don't know	25	1.6%

*Warning: these figures indicate the number of cases found in the data file. They cannot be interpreted as summary statistics of the population of interest.*

**# var069: Concerned with the discussion about nuclear-free zones?**

**Information** [Type= discrete] [Format=numeric] [Range= 1-8] [Missing=\*]

**Statistics [NW/ W]** [Valid=1596 /-] [Invalid=0 /-]

**Literal question** The question of the introduction of nuclear free zones has been discussed recently. How interested have you been of this discussion, would you say that you have been very interested, somewhat interested or not interested?

**Concepts** Political attitudes

Value	Label	Cases	Percentage
1	Very interested	412	25.8%
2	Somewhat interested	756	47.4%
3	Not interested	380	23.8%
7	Have not heard of the discussion	8	0.5%
8	Don't know	40	2.5%

*Warning: these figures indicate the number of cases found in the data file. They cannot be interpreted as summary statistics of the population of interest.*

**# var070: Should current nuclear policy be maintained?**

**Information** [Type= discrete] [Format=numeric] [Range= 1-8] [Missing=\*]

**Statistics [NW/ W]** [Valid=1596 /-] [Invalid=0 /-]

**File : NSD0063****# var070: Should current nuclear policy be maintained?**

**Literal question** What is your opinion. Do you think that our current nuclear policy should be maintained (ie, no nuclear weapons in Norway in peacetime) or do you support the idea of nuclear free zones in the Nordic countries and Europe?

**Interviewer's instructions** Asked if answered categories 1-3 in question var069.

**Concepts** Political attitudes

Value	Label	Cases	Percentage
1	The current policy should be maintained	576	36.1%
2	Prefer nuclear free zones	810	50.8%
3	Other answer, specify	39	2.4%
4	Other answer	26	1.6%
8	Don't know	145	9.1%

*Warning: these figures indicate the number of cases found in the data file. They cannot be interpreted as summary statistics of the population of interest.*

**# var071: Nuclear free zones**

**Information** [Type= discrete] [Format=numeric] [Range= 1-8] [Missing=\*]

**Statistics [NW/ W]** [Valid=1596 /-] [Invalid=0 /-]

**Literal question** Nuclear free zones.

**Concepts** Political attitudes

Value	Label	Cases	Percentage
1	Naav.	576	36.1%
2	Nato	297	18.6%
3	Egen	377	23.6%
4	Afri	136	8.5%
8	Unanswered	210	13.2%

*Warning: these figures indicate the number of cases found in the data file. They cannot be interpreted as summary statistics of the population of interest.*

**# var075: Nuclear Politics in agreement with NATO?**

**Information** [Type= discrete] [Format=numeric] [Range= 1-9] [Missing=\*]

**Statistics [NW/ W]** [Valid=1596 /-] [Invalid=0 /-]

**Literal question** Many believe that negotiations on nuclear-free zones should only be done in consultation with our allies in NATO, while others argue that the Norwegian authorities should also address the question of zone on their own with countries outside NATO. What is your view?

**Interviewer's instructions** Asked if responded "prefer nuclear-free zones" in question var070.

**Concepts** Political attitudes

Value	Label	Cases	Percentage
1	Negotiations only in agreement with allies in NATO	303	19.0%
2	Negotiations also on their own with non-NATO countries	380	23.8%
3	Other answer, specify	10	0.6%
4	Other answer	6	0.4%
8	Don't know, can't say	114	7.1%
9	R irrelevant	783	49.1%

*Warning: these figures indicate the number of cases found in the data file. They cannot be interpreted as summary statistics of the population of interest.*

**# var076: Opinion on social security policy?**

**Information** [Type= discrete] [Format=numeric] [Range= 1-8] [Missing=\*]

**Statistics [NW/ W]** [Valid=1596 /-] [Invalid=0 /-]



## File : NSD0063

### # var076: Opinion on social security policy?

**Literal question** Then it is our social security. Many believe that we will eventually have more than enough of the benefits, and that we should seek to limit them in the future, while others argue that we should maintain our social security schemes, and if necessary develop them further. Is this a question you have an opinion?

**Concepts** Political attitudes

Value	Label	Cases	Percentage
1	Yes	1518	95.1%
2	No	75	4.7%
8	Don't know, don't remember, refuse	3	0.2%

*Warning: these figures indicate the number of cases found in the data file. They cannot be interpreted as summary statistics of the population of interest.*

### # var077: Extension or restriction of the social security

**Information** [Type= discrete] [Format=numeric] [Range= 1-9] [Missing=\*]

**Statistics [NW/ W]** [Valid=1596 /-] [Invalid=0 /-]

**Literal question** What is your opinion. Do you think that in the future there should be less of the benefits, that they should be maintained as they are now, or they should be built further out?

**Interviewer's instructions** Asked if yes in question var076.  
If there is doubt about the answer should be crossed off, check the "other" and specify the IO's response.

**Concepts** Political attitudes

Value	Label	Cases	Percentage
1	Should be less	235	14.7%
2	Maintained as now	772	48.4%
3	Extended and developed further	326	20.4%
4	Other, specify	96	6.0%
5	Other	14	0.9%
6	Other	49	3.1%
7	Other	18	1.1%
8	Don't know	10	0.6%
9	R irrelevant	76	4.8%

*Warning: these figures indicate the number of cases found in the data file. They cannot be interpreted as summary statistics of the population of interest.*

### # var078: Why less of the benefits?

**Information** [Type= discrete] [Format=numeric] [Range= 1-9] [Missing=\*]

**Statistics [NW/ W]** [Valid=1596 /-] [Invalid=0 /-]

**Literal question** Why do you think that? Which of the following reasons, will you put most emphasis on?

**Interviewer's instructions** Asked if the answered "should be less" in question var077.

**Concepts** Political attitudes

Value	Label	Cases	Percentage
1	People should take greater care of themselves and not be a burden to society.	148	9.3%
2	Benefits are too expensive, other government tasks are more important	22	1.4%
3	People should be able to dispose of their income themselves	25	1.6%
4	The need for social security is less than before	12	0.8%
5	Other answer, specify	30	1.9%
8	Don't know	3	0.2%
9	R irrelevant	1356	85.0%

## File : NSD0063

### # var078: Why less of the benefits?

*Warning: these figures indicate the number of cases found in the data file. They cannot be interpreted as summary statistics of the population of interest.*

### # var079: What benefits should be built further out?

<b>Information</b>	[Type= discrete] [Format=numeric] [Range= 10-99] [Missing=*]
<b>Statistics [NW/ W]</b>	[Valid=1596 /-] [Invalid=0 /-]
<b>Literal question</b>	What benefits are you thinking about?
<b>Interviewer's instructions</b>	Asked if answered "Extended and developed further" on question var077.
<b>Concepts</b>	Political attitudes

Value	Label	Cases	Percentage
10	Age benefits/pension	103	6.5%
11	Minimum benefits/pension	34	2.1%
12	Disability benefits/insurance	22	1.4%
13	Unemployment insurance	3	0.2%
14	Health insurance	2	0.1%
15	Single mothers	1	0.1%
16	Child welfare benefits	3	0.2%
17	Various social security	11	0.7%
18	All/no specific	29	1.8%
19	10+12	59	3.7%
20	10+13	4	0.3%
21	10+17	10	0.6%
22	10+15	4	0.3%
23	10+16	13	0.8%
24	"youth"	1	0.1%
25	16+15	2	0.1%
26	10+14	9	0.6%
27	10+12+16	6	0.4%
28	14+17	2	0.1%
29	Housewife salary	3	0.2%
30	12+13	1	0.1%
31	17+15	1	0.1%
32	10+12+14+15	3	0.2%
33	10+14+16	1	0.1%
34	10+12+13	1	0.1%
35	14+12	1	0.1%
99	R irrelevant	1267	79.4%

*Warning: these figures indicate the number of cases found in the data file. They cannot be interpreted as summary statistics of the population of interest.*

### # var081: Misuse social security

<b>Information</b>	[Type= discrete] [Format=numeric] [Range= 1-8] [Missing=*]
<b>Statistics [NW/ W]</b>	[Valid=1596 /-] [Invalid=0 /-]
<b>Literal question</b>	Do you think that our social security are misused to a large extent, misused a lot, or that they are misused very little?
<b>Concepts</b>	Political attitudes

**File : NSD0063****# var081: Misuse social security**

Value	Label	Cases	Percentage
1	Misused to a large extent	351	22.0%
2	Misused a lot	988	61.9%
3	Misused very little	191	12.0%
8	Don't know	66	4.1%

Warning: these figures indicate the number of cases found in the data file. They cannot be interpreted as summary statistics of the population of interest.

**# var082: Views on the pace of oil development**

<b>Information</b>	[Type= discrete] [Format=numeric] [Range= 1-8] [Missing=*]
<b>Statistics [NW/ W]</b>	[Valid=1596 /-] [Invalid=0 /-]
<b>Literal question</b>	The Storting has laid down the pace of oil production on the Norwegian continental shelf to 90 million tons of oil and gas pr. years. But there are differing opinions on this pace plan. Which of the views on this card is closest to your own view of oil production?
<b>Concepts</b>	Political attitudes

Value	Label	Cases	Percentage
1	Oil production on the Norwegian continental shelf should be suspended completely	7	0.4%
2	The pace should be significantly reduced, for example to 50 million tonnes	277	17.4%
3	The established schedule should be followed	932	58.4%
4	The pace should be increased beyond the plan	110	6.9%
8	Don't know/won't answer	270	16.9%

Warning: these figures indicate the number of cases found in the data file. They cannot be interpreted as summary statistics of the population of interest.

**# var083: Attitude towards abortion?**

<b>Information</b>	[Type= discrete] [Format=numeric] [Range= 1-8] [Missing=*]
<b>Statistics [NW/ W]</b>	[Valid=1596 /-] [Invalid=0 /-]
<b>Literal question</b>	There is still discussion about access to abortion. On this card are some of the positions being argued in this debate. Which of the statements on the card best fits your own opinion?
<b>Concepts</b>	Political attitudes

Value	Label	Cases	Percentage
1	Abortion should never be allowed	27	1.7%
2	Abortion should be permitted only if the woman's life or health is in danger	282	17.7%
3	Abortion should be permitted if the woman, because of personal circumstances, will have great difficulty to take care of a child	317	19.9%
4	Elective abortions. Each woman must herself choose whether she will give birth to her child	931	58.3%
8	Don't know/won't answer	39	2.4%

Warning: these figures indicate the number of cases found in the data file. They cannot be interpreted as summary statistics of the population of interest.

**# var084: Importan what party won lost elect**

<b>Information</b>	[Type= discrete] [Format=numeric] [Range= 1-8] [Missing=*]
<b>Statistics [NW/ W]</b>	[Valid=1596 /-] [Invalid=0 /-]
<b>Literal question</b>	When you look back at the election this autumn, would you say that you personally cared much about which party or which parties won or lost the election, or did it make little difference to you personally?
<b>Concepts</b>	Political attitudes

## File : NSD0063

### # var084: Importan what party won lost elect

Value	Label	Cases	Percentage
1	Cared very much about results	693	43.4%
3	Care about the results	520	32.6%
5	It made little difference	376	23.6%
8	Don't know/won't answer	7	0.4%

Warning: these figures indicate the number of cases found in the data file. They cannot be interpreted as summary statistics of the population of interest.

### # var085: Gov. policy or other unemployment

<b>Information</b>	[Type= discrete] [Format=numeric] [Range= 1-8] [Missing=*]
<b>Statistics [NW/ W]</b>	[Valid=1596 /-] [Invalid=0 /-]
<b>Pre-question</b>	In the previous period, we had a Labour Government. Let's take a closer look at the policy that has been conducted on a few areas in these four years. For each of these, I would like to know how much you think government policy has meant.
<b>Literal question</b>	We have had some unemployment. What do you think this is most due to: government policy or other reasons?
<b>Concepts</b>	Political attitudes

Value	Label	Cases	Percentage
1	Government policies	299	18.7%
3	Government policies and other factors equally	477	29.9%
5	Other factors	677	42.4%
8	Don't know, can't say	143	9.0%

Warning: these figures indicate the number of cases found in the data file. They cannot be interpreted as summary statistics of the population of interest.

### # var086: Unemployment conservative gov.

<b>Information</b>	[Type= discrete] [Format=numeric] [Range= 1-9] [Missing=*]
<b>Statistics [NW/ W]</b>	[Valid=1596 /-] [Invalid=0 /-]
<b>Literal question</b>	Let us imagine that we had a conservative government in these four years, do you think that unemployment would have been about the same as now, more than now, or less than now?
<b>Interviewer's instructions</b>	Asked if answered "don't know" in question var085.
<b>Concepts</b>	Political attitudes

Value	Label	Cases	Percentage
1	More than now	308	19.3%
3	About the same	841	52.7%
5	Less than now	196	12.3%
8	Don't know, can't say	106	6.6%
9	R irrelevant	145	9.1%

Warning: these figures indicate the number of cases found in the data file. They cannot be interpreted as summary statistics of the population of interest.

### # var087: Gov. policy or other inflation

<b>Information</b>	[Type= discrete] [Format=numeric] [Range= 1-8] [Missing=*]
<b>Statistics [NW/ W]</b>	[Valid=1596 /-] [Invalid=0 /-]
<b>Literal question</b>	The prices have continued to rise, and the value of the krone has gone down. What do you think this is most due to: government policy or other reasons?
<b>Concepts</b>	Political attitudes

Value	Label	Cases	Percentage
1	Government policy	447	28.0%
3	Both equally	455	28.5%

**File : NSD0063****# var087: Gov. policy or other inflation**

Value	Label	Cases	Percentage
5	Other reasons	514	32.2%
8	Don't know.	180	11.3%

Warning: these figures indicate the number of cases found in the data file. They cannot be interpreted as summary statistics of the population of interest.

**# var088: Inflation conservative gov.**

<b>Information</b>	[Type= discrete] [Format=numeric] [Range= 1-9] [Missing=*]
<b>Statistics [NW/ W]</b>	[Valid=1596 /-] [Invalid=0 /-]
<b>Literal question</b>	Let us assume that we had a conservative government, do you think that prices would have been about that now, lower than now, or higher than now?
<b>Interviewer's instructions</b>	Asked if answered "don't know" on question var087.
<b>Concepts</b>	Political attitudes

Value	Label	Cases	Percentage
1	Lower than now	265	16.6%
3	About the same as now	854	53.5%
5	Higher than now	196	12.3%
8	Don't know	89	5.6%
9	R irrelevant	192	12.0%

Warning: these figures indicate the number of cases found in the data file. They cannot be interpreted as summary statistics of the population of interest.

**# var089: Persional econ. future.**

<b>Information</b>	[Type= discrete] [Format=numeric] [Range= 1-8] [Missing=*]
<b>Statistics [NW/ W]</b>	[Valid=1596 /-] [Invalid=0 /-]
<b>Literal question</b>	Let's think ahead to the coming years. Do you think your financial situation will be much like now, it will be better than now, or you fear that it will be worse than now?
<b>Concepts</b>	Political attitudes

Value	Label	Cases	Percentage
1	Better than now	351	22.0%
3	Much like now	837	52.4%
5	Worse than now	335	21.0%
8	Don't know	73	4.6%

Warning: these figures indicate the number of cases found in the data file. They cannot be interpreted as summary statistics of the population of interest.

**# var090: Fear of unemploy. coming years**

<b>Information</b>	[Type= discrete] [Format=numeric] [Range= 1-8] [Missing=*]
<b>Statistics [NW/ W]</b>	[Valid=1596 /-] [Invalid=0 /-]
<b>Literal question</b>	Do you fear or fear you not that you or someone in your family will be affected by unemployment in the next few years?
<b>Concepts</b>	Political attitudes

Value	Label	Cases	Percentage
1	Fear unemployment	214	13.4%
2	Perhaps a certain possibility of unemployment	243	15.2%
3	Do not fear unemployment	1013	63.5%
4	Retired	100	6.3%
8	Don't know	26	1.6%

Warning: these figures indicate the number of cases found in the data file. They cannot be interpreted as summary statistics of the population of interest.

## File : NSD0063

### # var091: Party affiliation

<b>Information</b>	[Type= discrete] [Format=numeric] [Range= 0-99] [Missing=*]
<b>Statistics [NW/ W]</b>	[Valid=1596 /-] [Invalid=0 /-]
<b>Pre-question</b>	Now we would like to know a little about your relationship with the parties. I noted that all of this information is strictly confidential.
<b>Literal question</b>	Many feel as supporters of a particular party, while others feel more independent of parties. Would you say that you generally think of yourself as a right of man (-woman), a Labour man (-woman), SV-man (-woman), etc., or do you feel is not related to any of the parties?
<b>Concepts</b>	Political participation

Value	Label	Cases	Percentage
0	Unanswered	4	0.3%
10	The norwegian labour partyi (DNA)	509	31.9%
11	The liberal peoples' party (DLF)	2	0.1%
12	The progress party (FrP)	27	1.7%
13	The conservative party (H)	330	20.7%
14	The christian democratic party (KrF)	91	5.7%
15	Norwegian communist party (NKP)	3	0.2%
16	Red electoral alliance (RV/AKP (m-l))	3	0.2%
17	The centre (agrarian) party (Sp)	68	4.3%
18	The socialist left party (SV)	35	2.2%
19	The liberal party (V)	38	2.4%
20	Other party mentioned	0	
50	Not affiliated/related to any of the parties	449	28.1%
80	Don't know, can't answer	37	2.3%
99	Irrelevant	0	

Warning: these figures indicate the number of cases found in the data file. They cannot be interpreted as summary statistics of the population of interest.

### # var093: Strongly convinced supporter?

<b>Information</b>	[Type= discrete] [Format=numeric] [Range= 1-9] [Missing=*]
<b>Statistics [NW/ W]</b>	[Valid=1596 /-] [Invalid=0 /-]
<b>Literal question</b>	You consider yourself as strongly convinced supporter of your party, or you are not very strongly convinced?
<b>Concepts</b>	Political participation

Value	Label	Cases	Percentage
1	Strongly convinced	581	36.4%
2	Not very convinced	507	31.8%
9	R irrelevant	508	31.8%

Warning: these figures indicate the number of cases found in the data file. They cannot be interpreted as summary statistics of the population of interest.

### # var094: Paying member of a party

<b>Information</b>	[Type= discrete] [Format=numeric] [Range= 1-9] [Missing=*]
<b>Statistics [NW/ W]</b>	[Valid=1596 /-] [Invalid=0 /-]
<b>Literal question</b>	Are you presently a paying member of a political party?
<b>Concepts</b>	Political participation

Value	Label	Cases	Percentage
1	Yes	267	16.7%

**File : NSD0063****# var094: Paying memeber of a party**

Value	Label	Cases	Percentage
5	No	1324	83.0%
8	Don't know/won't say	5	0.3%
9	R irrelevant	0	

*Warning: these figures indicate the number of cases found in the data file. They cannot be interpreted as summary statistics of the population of interest.*

**# var095: Direct or collective membership?**

<b>Information</b>	[Type= discrete] [Format=numeric] [Range= 1-9] [Missing=*]
<b>Statistics [NW/ W]</b>	[Valid=1596 /-] [Invalid=0 /-]
<b>Literal question</b>	Is this direct membership or collective endorsement by a union?
<b>Interviewer's instructions</b>	If answered "yes" on question var094.
<b>Concepts</b>	Political participation

Value	Label	Cases	Percentage
1	Direct membership	223	14.0%
2	Collective endorsement	43	2.7%
9	R irrelevant	1330	83.3%

*Warning: these figures indicate the number of cases found in the data file. They cannot be interpreted as summary statistics of the population of interest.*

**# var096: Member of which party**

<b>Information</b>	[Type= discrete] [Format=numeric] [Range= 0-99] [Missing=*]
<b>Statistics [NW/ W]</b>	[Valid=1596 /-] [Invalid=0 /-]
<b>Literal question</b>	Which party is this?
<b>Interviewer's instructions</b>	If answered "direct membership" on question var095.
<b>Concepts</b>	Political participation

Value	Label	Cases	Percentage
0	Unanswered	0	
10	The norwegian labour party (DNA)	57	3.6%
11	The liberal peoples' party (DLF)	1	0.1%
12	The progress party (FrP)	2	0.1%
13	The conservative party (H)	80	5.0%
14	The christian democratic party (KrF)	33	2.1%
15	The norwegian communist party (NKP)	1	0.1%
16	Red electoral alliance (RV/AKP (m-l))	0	
17	The centre (agrarian) party (Sp)	32	2.0%
18	The socialist left party (SV)	6	0.4%
19	The liberal party (V)	12	0.8%
20	Other parties mentioned	0	
50	Not affiliated to any party	0	
80	Don't know, won't answer	0	
99	Irrelevant	1372	86.0%

*Warning: these figures indicate the number of cases found in the data file. They cannot be interpreted as summary statistics of the population of interest.*

**# var098: Why member?**

<b>Information</b>	[Type= discrete] [Format=numeric] [Missing=*]
<b>Statistics [NW/ W]</b>	[Valid=1596 /-] [Invalid=0 /-]

**File : NSD0063****# var098: Why member?****Literal question** Why did you become a member?**Concepts** Political participation

<b>Value</b>	<b>Label</b>	<b>Cases</b>	<b>Percentage</b>
1	0	1596	100.0%

*Warning: these figures indicate the number of cases found in the data file. They cannot be interpreted as summary statistics of the population of interest.*



<b># var099: Would consider becoming a member of any political party?</b>			
<b>Information</b>	[Type= discrete] [Format=numeric] [Range= 1-9] [Missing=*]		
<b>Statistics [NW/ W]</b>	[Valid=1596 /-] [Invalid=0 /-]		
<b>Literal question</b>	Would you consider becoming a member of any political party?		
<b>Interviewer's instructions</b>	If answered "no" on question var094.		
<b>Concepts</b>	Political participation		
<b>Value</b>	<b>Label</b>	<b>Cases</b>	<b>Percentage</b>
1	Yes	209	13.1%
5	No	1053	66.0%
8	Don't know, won't say	61	3.8%
9	R irrelevant	273	17.1%
<i>Warning: these figures indicate the number of cases found in the data file. They cannot be interpreted as summary statistics of the population of interest.</i>			
<b># var100: why not become member?</b>			
<b>Information</b>	[Type= discrete] [Format=numeric] [Range= 0-0] [Missing=*]		
<b>Statistics [NW/ W]</b>	[Valid=1596 /-] [Invalid=0 /-]		
<b>Literal question</b>	Why have you not become a member?		
<b>Interviewer's instructions</b>	If answered "ja" on question var099.		
<b>Concepts</b>	Political participation		
<b>Value</b>	<b>Label</b>	<b>Cases</b>	<b>Percentage</b>
0		1596	100.0%
<i>Warning: these figures indicate the number of cases found in the data file. They cannot be interpreted as summary statistics of the population of interest.</i>			
<b># var101: Why would you not consider membership?</b>			
<b>Information</b>	[Type= discrete] [Format=numeric] [Range= 0-2] [Missing=*]		
<b>Statistics [NW/ W]</b>	[Valid=1596 /-] [Invalid=0 /-]		
<b>Literal question</b>	Why not?		
<b>Interviewer's instructions</b>	If answered "no" on question var099.		
<b>Concepts</b>	Political participation		
<b>Value</b>	<b>Label</b>	<b>Cases</b>	<b>Percentage</b>
0		1594	99.9%
2		2	0.1%
<i>Warning: these figures indicate the number of cases found in the data file. They cannot be interpreted as summary statistics of the population of interest.</i>			
<b># var102: Participated meeting party lists?</b>			
<b>Information</b>	[Type= discrete] [Format=numeric] [Range= 1-8] [Missing=*]		
<b>Statistics [NW/ W]</b>	[Valid=1596 /-] [Invalid=0 /-]		
<b>Literal question</b>	The parties have held several meetings to discuss the setting up of the candidate lists ahead of this fall's elections. Have you participated in any such meetings?		
<b>Concepts</b>	Political participation		
<b>Value</b>	<b>Label</b>	<b>Cases</b>	<b>Percentage</b>
1	Yes	61	3.8%
2	No	1524	95.5%
3	Other answer	2	0.1%
8	Don't know	9	0.6%
<i>Warning: these figures indicate the number of cases found in the data file. They cannot be interpreted as summary statistics of the population of interest.</i>			

<b># var103: Build more kindergartens</b>			
<b>Information</b>	[Type= discrete] [Format=numeric] [Range= 1-8] [Missing=*]		
<b>Statistics [NW/ W]</b>	[Valid=1596 /-] [Invalid=0 /-]		
<b>Pre-question</b>	I will now read you a list of issues that some believe should be carried out in Norway. For each of these suggestions can you say about it is: Good suggestions: very important that it is carried out, good suggestion: rather important that it is carried out, is not very concerned with the question, bad ideas: quite important that it is not implemented, poor suggestions: very important that it is not implemented.		
<b>Literal question</b>	Using one of the answers on this card, how do you see ... ... A. The proposal to build more kindergartens?		
<b>Interviewer's instructions</b>	Read the following suggestions in turn and check for each proposal.		
<b>Concepts</b>	Political attitudes		
<b>Value</b>	<b>Label</b>	<b>Cases</b>	<b>Percentage</b>
1	Good suggestion: very important that it is carried out	496	31.1%
2	Good suggestion: rather important that it is carried out	503	31.5%
3	Not concerned with the question/issue	358	22.4%
4	Bad idea: quite important that it is not is implemented	132	8.3%
5	Poor suggestion: very important that it is not be implemented	75	4.7%
8	Don't know/won't answer	32	2.0%
<i>Warning: these figures indicate the number of cases found in the data file. They cannot be interpreted as summary statistics of the population of interest.</i>			
<b># var104: Reduce gov. cont. of business</b>			
<b>Information</b>	[Type= discrete] [Format=numeric] [Range= 1-8] [Missing=*]		
<b>Statistics [NW/ W]</b>	[Valid=1596 /-] [Invalid=0 /-]		
<b>Literal question</b>	Using one of the answers on this card, how do you see ... ... B. The proposal to reduce state control over private business operations?		
<b>Interviewer's instructions</b>	Les opp forslagene nedenfor i tur og orden og kryss av for hvert forslag.		
<b>Concepts</b>	Political attitudes		
<b>Value</b>	<b>Label</b>	<b>Cases</b>	<b>Percentage</b>
1	Good suggestion: very important that it is carried out	394	24.7%
2	Good suggestion: rather important that it is carried out	362	22.7%
3	Not concerned with the question/issue	284	17.8%
4	Bad idea: quite important that it is not is implemented	283	17.7%
5	Poor suggestion: very important that it is not be implemented	176	11.0%
8	Don't know/won't answer	97	6.1%
<i>Warning: these figures indicate the number of cases found in the data file. They cannot be interpreted as summary statistics of the population of interest.</i>			
<b># var105: Stop all trade with s.africa</b>			
<b>Information</b>	[Type= discrete] [Format=numeric] [Range= 1-8] [Missing=*]		
<b>Statistics [NW/ W]</b>	[Valid=1596 /-] [Invalid=0 /-]		
<b>Literal question</b>	Using one of the answers on this card, how do you see ... ... C. The proposal to stop all trade with South Africa?		
<b>Interviewer's instructions</b>	Les opp forslagene nedenfor i tur og orden og kryss av for hvert forslag.		
<b>Concepts</b>	Political attitudes		
<b>Value</b>	<b>Label</b>	<b>Cases</b>	<b>Percentage</b>
1	Good suggestion: very important that it is carried out	375	23.5%
2	Good suggestion: rather important that it is carried out	222	13.9%

<b># var105: Stop all trade with s.africa</b>			
<b>Value</b>	<b>Label</b>	<b>Cases</b>	<b>Percentage</b>
3	Not concerned with the question/issue	587	36.8%
4	Bad idea: quite important that it is not is implemented	170	10.7%
5	Poor suggestion: very important that it is not be implemented	87	5.5%
8	Don't know/won't answer	155	9.7%
<i>Warning: these figures indicate the number of cases found in the data file. They cannot be interpreted as summary statistics of the population of interest.</i>			
<b># var106: Prohibit drilling north of 62 n</b>			
<b>Information</b>	[Type= discrete] [Format=numeric] [Range= 1-8] [Missing=*]		
<b>Statistics [NW/ W]</b>	[Valid=1596 /-] [Invalid=0 /-]		
<b>Literal question</b>	Using one of the answers on this card, how do you see ... ... D. Prohibit all oil drilling north of the 62 latitude?		
<b>Interviewer's instructions</b>	Les opp forslagene nedenfor i tur og orden og kryss av for hvert forslag.		
<b>Concepts</b>	Political attitudes		
<b>Value</b>	<b>Label</b>	<b>Cases</b>	<b>Percentage</b>
1	Good suggestion: very important that it is carried out	98	6.1%
2	Good suggestion: rather important that it is carried out	174	10.9%
3	Not concerned with the question/issue	315	19.7%
4	Bad idea: quite important that it is not is implemented	436	27.3%
5	Poor suggestion: very important that it is not be implemented	413	25.9%
8	Don't know/won't answer	160	10.0%
<i>Warning: these figures indicate the number of cases found in the data file. They cannot be interpreted as summary statistics of the population of interest.</i>			
<b># var107: Nationalize large/important companies</b>			
<b>Information</b>	[Type= discrete] [Format=numeric] [Range= 1-8] [Missing=*]		
<b>Statistics [NW/ W]</b>	[Valid=1596 /-] [Invalid=0 /-]		
<b>Literal question</b>	Using one of the answers on this card, how do you see ... ... E. Nationalize large and important companies?		
<b>Interviewer's instructions</b>	Les opp forslagene nedenfor i tur og orden og kryss av for hvert forslag.		
<b>Concepts</b>	Political attitudes		
<b>Value</b>	<b>Label</b>	<b>Cases</b>	<b>Percentage</b>
1	Good suggestion: very important that it is carried out	121	7.6%
2	Good suggestion: rather important that it is carried out	216	13.5%
3	Not concerned with the question/issue	286	17.9%
4	Bad idea: quite important that it is not is implemented	358	22.4%
5	Poor suggestion: very important that it is not be implemented	500	31.3%
8	Don't know/won't answer	115	7.2%
<i>Warning: these figures indicate the number of cases found in the data file. They cannot be interpreted as summary statistics of the population of interest.</i>			
<b># var108: Reduce military spending</b>			
<b>Information</b>	[Type= discrete] [Format=numeric] [Range= 1-8] [Missing=*]		
<b>Statistics [NW/ W]</b>	[Valid=1596 /-] [Invalid=0 /-]		
<b>Literal question</b>	Using one of the answers on this card, how do you see ... ... F. Reduce military spending?		
<b>Interviewer's instructions</b>	Les opp forslagene nedenfor i tur og orden og kryss av for hvert forslag.		

<b># var108: Reduce military spending</b>			
<b>Concepts</b>		Political attitudes	
<b>Value</b>	<b>Label</b>	<b>Cases</b>	<b>Percentage</b>
1	Good suggestion: very important that it is carried out	225	14.1%
2	Good suggestion: rather important that it is carried out	248	15.5%
3	Not concerned with the question/issue	186	11.7%
4	Bad idea: quite important that it is not is implemented	449	28.1%
5	Poor suggestion: very important that it is not be implemented	421	26.4%
8	Don't know/won't answer	67	4.2%
<i>Warning: these figures indicate the number of cases found in the data file. They cannot be interpreted as summary statistics of the population of interest.</i>			
<b># var109: Lowering taxes on high incomes</b>			
<b>Information</b>		[Type= discrete] [Format=numeric] [Range= 1-8] [Missing=*]	
<b>Statistics [NW/ W]</b>		[Valid=1596 /-] [Invalid=0 /-]	
<b>Literal question</b>		Using one of the answers on this card, how do you see ... ... G. Lowering taxes on high incomes?	
<b>Interviewer's instructions</b>		Les opp forslagene nedenfor i tur og orden og kryss av for hvert forslag.	
<b>Concepts</b>		Political attitudes	
<b>Value</b>	<b>Label</b>	<b>Cases</b>	<b>Percentage</b>
1	Good suggestion: very important that it is carried out	216	13.5%
2	Good suggestion: rather important that it is carried out	268	16.8%
3	Not concerned with the question/issue	159	10.0%
4	Bad idea: quite important that it is not is implemented	452	28.3%
5	Poor suggestion: very important that it is not be implemented	441	27.6%
8	Don't know/won't answer	60	3.8%
<i>Warning: these figures indicate the number of cases found in the data file. They cannot be interpreted as summary statistics of the population of interest.</i>			
<b># var110: More private firms in the north sea</b>			
<b>Information</b>		[Type= discrete] [Format=numeric] [Range= 1-8] [Missing=*]	
<b>Statistics [NW/ W]</b>		[Valid=1596 /-] [Invalid=0 /-]	
<b>Literal question</b>		Using one of the answers on this card, how do you see ... ... H. Let more private firms gain access to oil production in the North Sea?	
<b>Interviewer's instructions</b>		Les opp forslagene nedenfor i tur og orden og kryss av for hvert forslag.	
<b>Concepts</b>		Political attitudes	
<b>Value</b>	<b>Label</b>	<b>Cases</b>	<b>Percentage</b>
1	Good suggestion: very important that it is carried out	303	19.0%
2	Good suggestion: rather important that it is carried out	382	23.9%
3	Not concerned with the question/issue	262	16.4%
4	Bad idea: quite important that it is not is implemented	262	16.4%
5	Poor suggestion: very important that it is not be implemented	277	17.4%
8	Don't know/won't answer	110	6.9%
<i>Warning: these figures indicate the number of cases found in the data file. They cannot be interpreted as summary statistics of the population of interest.</i>			
<b># var111: Stop aid to Cuba and Vietnam</b>			
<b>Information</b>		[Type= discrete] [Format=numeric] [Range= 1-8] [Missing=*]	
<b>Statistics [NW/ W]</b>		[Valid=1596 /-] [Invalid=0 /-]	

<b># var111: Stop aid to Cuba and Vietnam</b>			
<b>Literal question</b>	Using one of the answers on this card, how do you see ... ... I. And finally, the proposal to stop Norwegian aid to Cuba and Vietnam?		
<b>Interviewer's instructions</b>	Les opp forslagene nedenfor i tur og orden og kryss av for hvert forslag.		
<b>Concepts</b>	Political attitudes		
<b>Value</b>	<b>Label</b>	<b>Cases</b>	<b>Percentage</b>
1	Good suggestion: very important that it is carried out	420	26.3%
2	Good suggestion: rather important that it is carried out	259	16.2%
3	Not concerned with the question/issue	400	25.1%
4	Bad idea: quite important that it is not implemented	242	15.2%
5	Poor suggestion: very important that it is not implemented	138	8.6%
8	Don't know/won't answer	137	8.6%
<i>Warning: these figures indicate the number of cases found in the data file. They cannot be interpreted as summary statistics of the population of interest.</i>			
<b># var112: If the ec (eu) vote tomorrow</b>			
<b>Information</b>	[Type= discrete] [Format=numeric] [Range= 1-8] [Missing=*]		
<b>Statistics [NW/ W]</b>	[Valid=1596 /-] [Invalid=0 /-]		
<b>Literal question</b>	Let us imagine that there would be held a new referendum on Norwegian membership in the EC/EU tomorrow, would you vote for or against?		
<b>Concepts</b>	Political attitudes		
<b>Value</b>	<b>Label</b>	<b>Cases</b>	<b>Percentage</b>
1	Would vote for (yes)	291	18.2%
2	would vote against (no)	1083	67.9%
3	Would not vote	87	5.5%
8	Don't know	135	8.5%
<i>Warning: these figures indicate the number of cases found in the data file. They cannot be interpreted as summary statistics of the population of interest.</i>			
<b># var113: The danger of Norway to be included in war</b>			
<b>Information</b>	[Type= discrete] [Format=numeric] [Range= 1-8] [Missing=*]		
<b>Statistics [NW/ W]</b>	[Valid=1596 /-] [Invalid=0 /-]		
<b>Literal question</b>	How great do you think the danger is that Norway will be in a new war in the near future, do you think the danger is great, do you think it is fairly large, or do you think it is quite small?		
<b>Concepts</b>	Political attitudes		
<b>Value</b>	<b>Label</b>	<b>Cases</b>	<b>Percentage</b>
1	Great	211	13.2%
3	Fairly large	485	30.4%
5	Quite small	804	50.4%
8	Don't know/won't answer	96	6.0%
<i>Warning: these figures indicate the number of cases found in the data file. They cannot be interpreted as summary statistics of the population of interest.</i>			
<b># var114: Risks of oil drilling along the Norwegian coast</b>			
<b>Information</b>	[Type= discrete] [Format=numeric] [Range= 1-8] [Missing=*]		
<b>Statistics [NW/ W]</b>	[Valid=1596 /-] [Invalid=0 /-]		
<b>Literal question</b>	There are different opinions about the dangers of oil drilling along the Norwegian coast. Do you think that the risk of serious accidents is so great that we should wait with further development, or do you think that the risk is not so great and we can therefore continue development?		
<b>Concepts</b>	Political attitudes		

<b># var114: Risks of oil drilling along the Norwegian coast</b>			
Value	Label	Cases	Percentage
1	Risk is too great, wait with further development	302	18.9%
2	Either or	218	13.7%
3	Risk is acceptable, we can continue development	939	58.8%
8	Don't know	137	8.6%
<i>Warning: these figures indicate the number of cases found in the data file. They cannot be interpreted as summary statistics of the population of interest.</i>			
<b># var115: Attitudes towards the development of the Alta river</b>			
<b>Information</b>	[Type= discrete] [Format=numeric] [Range= 1-8] [Missing=*]		
<b>Statistics [NW/ W]</b>	[Valid=1596 /-] [Invalid=0 /-]		
<b>Literal question</b>	Then there is the question of the development of the Alta River. How do you see this issue? Do you think the Alta river should be developed as soon as possible, that development should wait until all issues have been resolved, or that the development should be stopped once and for all?		
<b>Concepts</b>	Political attitudes		
Value	Label	Cases	Percentage
1	Alta river should be developed at once	749	46.9%
2	Development should wait	629	39.4%
3	Development should be stopped once and for all	154	9.6%
8	Don't know, won't answer	64	4.0%
<i>Warning: these figures indicate the number of cases found in the data file. They cannot be interpreted as summary statistics of the population of interest.</i>			
<b># var116: Alta developed, Finnmark need the power</b>			
<b>Information</b>	[Type= discrete] [Format=numeric] [Range= 1-8] [Missing=*]		
<b>Statistics [NW/ W]</b>	[Valid=1596 /-] [Invalid=0 /-]		
<b>Literal question</b>	Here are some views raised in the discussion on Alta development. For each of the statements I read up I'd like to hear if you agree or disagree ...  ... A. Alta river system should be developed because Finnmark need this power.		
<b>Interviewer's instructions</b>	Les utsagnene i tur og orden og kryss av for hvert utsagn. "både-og" rubrikken brukes bare i de tilfelle IO gir spesielt uttrykk for å være både enig og uenig alt etter forholdene.		
<b>Concepts</b>	Political attitudes		
Value	Label	Cases	Percentage
1	Strongly agree	888	55.6%
2	Agree	336	21.1%
3	Either or	58	3.6%
4	Disagree	139	8.7%
5	Strongly disagree	126	7.9%
8	Don't know, won't answer	49	3.1%
<i>Warning: these figures indicate the number of cases found in the data file. They cannot be interpreted as summary statistics of the population of interest.</i>			
<b># var117: Stop dev. before permanent damage</b>			
<b>Information</b>	[Type= discrete] [Format=numeric] [Range= 1-8] [Missing=*]		
<b>Statistics [NW/ W]</b>	[Valid=1596 /-] [Invalid=0 /-]		
<b>Literal question</b>	Here are some views raised in the discussion on Alta development. For each of the statements I read up I'd like to hear if you agree or disagree ...  ... B. We must stop the development because it leads to permanent damage and impact on nature.		
<b>Interviewer's instructions</b>	Les utsagnene i tur og orden og kryss av for hvert utsagn. "både-og" rubrikken brukes bare i de tilfelle IO gir spesielt uttrykk for å være både enig og uenig alt etter forholdene.		

### # var117: Stop dev. before permanent damage

<b>Concepts</b>		Political attitudes	
<b>Value</b>	<b>Label</b>	<b>Cases</b>	<b>Percentage</b>
1	Strongly agree	175	11.0%
2	Agree	186	11.7%
3	Either or	102	6.4%
4	Disagree	520	32.6%
5	Strongly disagree	538	33.7%
8	Don't know, won't answer	75	4.7%

*Warning: these figures indicate the number of cases found in the data file. They cannot be interpreted as summary statistics of the population of interest.*

### # var118: Outsiders not overrule Parliament

<b>Information</b>	[Type= discrete] [Format=numeric] [Range= 1-8] [Missing=*]
<b>Statistics [NW/ W]</b>	[Valid=1596 /-] [Invalid=0 /-]
<b>Literal question</b>	Here are some views raised in the discussion on Alta development. For each of the statements I read up I'd like to hear if you agree or disagree ...  ... C. It is unacceptable that outside groups will stop a development that has been approved by parliament and government.
<b>Interviewer's instructions</b>	Les utsagnene i tur og orden og kryss av for hvert utsagn. "både-og" rubrikken brukes bare i de tilfelle IO gir spesielt uttrykk for å være både enig og uenig alt etter forholdene.
<b>Concepts</b>	
Political attitudes	

<b>Value</b>	<b>Label</b>	<b>Cases</b>	<b>Percentage</b>
1	Strongly agree	1093	68.5%
2	Agree	184	11.5%
3	Either or	43	2.7%
4	Disagree	126	7.9%
5	Strongly disagree	103	6.5%
8	Don't know, won't answer	47	2.9%















*Warning: these figures indicate the number of cases found in the data file. They cannot be interpreted as summary statistics of the population of interest.*

### # var119: important to protect the saami culture and legal right than electric power

<b>Information</b>	[Type= discrete] [Format=numeric] [Range= 1-8] [Missing=*]
<b>Statistics [NW/ W]</b>	[Valid=1596 /-] [Invalid=0 /-]
<b>Literal question</b>	Here are some views raised in the discussion on Alta development. For each of the statements I read up I'd like to hear if you agree or disagree ...  ... D. It is important to defend the Saami culture and their right to pasture than to get more electricity.
<b>Interviewer's instructions</b>	Les utsagnene i tur og orden og kryss av for hvert utsagn. "både-og" rubrikken brukes bare i de tilfelle IO gir spesielt uttrykk for å være både enig og uenig alt etter forholdene.
<b>Concepts</b>	
Political attitudes	


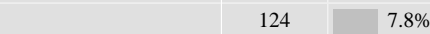


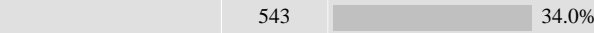



<b>Value</b>	<b>Label</b>	<b>Cases</b>	<b>Percentage</b>
1	Strongly agree	160	10.0%
2	Agree	210	13.2%
3	Either or	242	15.2%
4	Disagree	471	29.5%
5	Strongly disagree	403	25.3%
8	Don't know, won't answer	110	6.9%

*Warning: these figures indicate the number of cases found in the data file. They cannot be interpreted as summary statistics of the population of interest.*

<b># var120: Employees should choose half of board members.</b>			
<b>Information</b>	[Type= discrete] [Format=numeric] [Range= 1-8] [Missing=*]		
<b>Statistics [NW/ W]</b>	[Valid=1596 /-] [Invalid=0 /-]		
<b>Literal question</b>	And then a couple of other issues ...  ... A. Employees should choose half of the board members of private companies.		
<b>Interviewer's instructions</b>	Les utsagnene i tur og orden og kryss av for hvert utsagn. "både-og" rubrikken brukes bare i de tilfelle IO gir spesielt uttrykk for å være både enig og uenig alt etter forholdene.		
<b>Concepts</b>	Political attitudes		
<b>Value</b>	<b>Label</b>	<b>Cases</b>	<b>Percentage</b>
1	Strongly agree	407	 25.5%
2	Agree	334	 20.9%
3	Either or	79	 4.9%
4	Disagree	262	 16.4%
5	Strongly disagree	364	 22.8%
8	Don't know, won't answer	150	 9.4%
<i>Warning: these figures indicate the number of cases found in the data file. They cannot be interpreted as summary statistics of the population of interest.</i>			
<b># var121: Halvpart.av styrer bør være kvinner</b>			
<b>Information</b>	[Type= discrete] [Format=numeric] [Range= 1-8] [Missing=*]		
<b>Statistics [NW/ W]</b>	[Valid=1596 /-] [Invalid=0 /-]		
<b>Literal question</b>	And then a couple of other issues ...  ... B. Women should constitute half of the members of public boards and committees.		
<b>Interviewer's instructions</b>	Les utsagnene i tur og orden og kryss av for hvert utsagn. "både-og" rubrikken brukes bare i de tilfelle IO gir spesielt uttrykk for å være både enig og uenig alt etter forholdene.		
<b>Concepts</b>	Political attitudes		
<b>Value</b>	<b>Label</b>	<b>Cases</b>	<b>Percentage</b>
1	Strongly agree	437	 27.4%
2	Agree	385	 24.1%
3	Either or	144	 9.0%
4	Disagree	267	 16.7%
5	Strongly disagree	306	 19.2%
8	Don't know, won't answer	57	 3.6%
<i>Warning: these figures indicate the number of cases found in the data file. They cannot be interpreted as summary statistics of the population of interest.</i>			
<b># var122: A: regonise plo,b:threat israel</b>			
<b>Information</b>	[Type= discrete] [Format=numeric] [Range= 1-8] [Missing=*]		
<b>Statistics [NW/ W]</b>	[Valid=1596 /-] [Invalid=0 /-]		
<b>Pre-question</b>	Let us imagine two people who discuss some current issues. We call them A and B, and on these cards we have set up some claims that they make. For each pair of statements I read up I would love to hear who you most agree with.		
<b>Literal question</b>	A says: Peace in the Middle East can only be achieved by a recognition of the Palestinian liberation movement PLO. B says: A recognition of the PLO is a threat to Israel.  Which of the two are you most agree with?		
<b>Concepts</b>	Political attitudes		
<b>Value</b>	<b>Label</b>	<b>Cases</b>	<b>Percentage</b>
1	Agree with A	557	 34.9%
2	Agree with both A and B, can't decide	181	 11.3%



<b># var122: A: regonise plo,b:threat israel</b>			
Value	Label	Cases	Percentage
3	Agree with B	434	27.2%
8	Don't know	424	26.6%
<i>Warning: these figures indicate the number of cases found in the data file. They cannot be interpreted as summary statistics of the population of interest.</i>			
<b># var123: A: enough reduction econ. b: important to reduce more</b>			
<b>Information</b>	[Type= discrete] [Format=numeric] [Range= 1-8] [Missing=*]		
<b>Statistics [NW/ W]</b>	[Valid=1596 /-] [Invalid=0 /-]		
<b>Pre-question</b>	Let us imagine two people who discuss some current issues. We call them A and B, and on these cards we have set up some claims that they make. For each pair of statements I read up I would love to hear who you most agree with.		
<b>Literal question</b>	A says: Here in Norway we have come so far in reducing the economic inequalities that it is desirable to go. B says: Differences in people's financial capability is still so large that the government must see it as a major task to reduce them.  Which of these two are you most agree with?		
<b>Concepts</b>	Political attitudes		
Value	Label	Cases	Percentage
1	Agree with A	672	42.1%
2	Agree with both A and B, can't decide	134	8.4%
3	Agree with B	673	42.2%
8	Don't know	117	7.3%
<i>Warning: these figures indicate the number of cases found in the data file. They cannot be interpreted as summary statistics of the population of interest.</i>			
<b># var124: A:equality=less effort,b: perform their best</b>			
<b>Information</b>	[Type= discrete] [Format=numeric] [Range= 1-8] [Missing=*]		
<b>Statistics [NW/ W]</b>	[Valid=1596 /-] [Invalid=0 /-]		
<b>Pre-question</b>	Let us imagine two people who discuss some current issues. We call them A and B, and on these cards we have set up some claims that they make. For each pair of statements I read up I would love to hear who you most agree with.		
<b>Literal question</b>	A says: It is not possible to create greater equity in people's wages without compromising dedication to the individual. B says: The feeling of performing their best is more important for the individual's work effort than to make more money than others.  Which of these two are you most agree with?		
<b>Concepts</b>	Political attitudes		
Value	Label	Cases	Percentage
1	Agree with A	766	48.0%
2	Agree with both A and B, can't decide	149	9.3%
3	Agree with B	556	34.8%
8	Don't know	125	7.8%
<i>Warning: these figures indicate the number of cases found in the data file. They cannot be interpreted as summary statistics of the population of interest.</i>			
<b># var125: A:long edu. better wage,b: long edu good enough</b>			
<b>Information</b>	[Type= discrete] [Format=numeric] [Range= 1-8] [Missing=*]		
<b>Statistics [NW/ W]</b>	[Valid=1596 /-] [Invalid=0 /-]		
<b>Pre-question</b>	Let us imagine two people who discuss some current issues. We call them A and B, and on these cards we have set up some claims that they make. For each pair of statements I read up I would love to hear who you most agree with.		
<b>Literal question</b>	A says: He who acquires a long education and takes on a job full of responsibilities, should be well paid for it. B says: Good education and a high position is reward enough, and the differences in wages between different occupations may well be reduced significantly.  Who are you most agree with, A or B?		

<b># var125: A:long edu. better wage,b: long edu good enough</b>			
<b>Concepts</b>		Political attitudes	
<b>Value</b>	<b>Label</b>	<b>Cases</b>	<b>Percentage</b>
1	Agree with A	1082	 67.8%
2	Agree with both A and B, can't decide	124	 7.8%
3	Agree with B	343	 21.5%
8	Don't know	47	 2.9%
<i>Warning: these figures indicate the number of cases found in the data file. They cannot be interpreted as summary statistics of the population of interest.</i>			
<b># var126: Security policy and norw. relations. to NATO-DNA</b>			
<b>Information</b>		[Type= discrete] [Format=numeric] [Range= 1-9] [Missing=*]	
<b>Statistics [NW/ W]</b>		[Valid=1596 /-] [Invalid=0 /-]	
<b>Literal question</b>		<p>We want to know how you like the different parties' stance to the various issues. Can you for each of the issues I mention say which party or parties you believe best expresses your own opinion ...</p> <p>... A. First is the security and the present relationship with NATO: Which party or parties best expresses your own opinion on the issue ...</p> <p>... A. The norwegian labour party.</p>	
<b>Concepts</b>		Political party policies	
<b>Value</b>	<b>Label</b>	<b>Cases</b>	<b>Percentage</b>
1	The norwegian labour party	543	 34.0%
9		1053	 66.0%
<i>Warning: these figures indicate the number of cases found in the data file. They cannot be interpreted as summary statistics of the population of interest.</i>			
<b># var127: Security policy and norw. relations. to NATO-DLF</b>			
<b>Information</b>		[Type= discrete] [Format=numeric] [Range= 1-9] [Missing=*]	
<b>Statistics [NW/ W]</b>		[Valid=1596 /-] [Invalid=0 /-]	
<b>Literal question</b>		<p>We want to know how you like the different parties' stance to the various issues. Can you for each of the issues I mention say which party or parties you believe best expresses your own opinion ...</p> <p>... A. First is the security and the present relationship with NATO: Which party or parties best expresses your own opinion on the issue ...</p> <p>... B. The liberal peoples' party.</p>	
<b>Concepts</b>		Political party policies	
<b>Value</b>	<b>Label</b>	<b>Cases</b>	<b>Percentage</b>
1	The liberal peoples' party	23	 1.4%
9		1573	 98.6%
<i>Warning: these figures indicate the number of cases found in the data file. They cannot be interpreted as summary statistics of the population of interest.</i>			
<b># var128: Security policy and norw. relations. to NATO-FrP</b>			
<b>Information</b>		[Type= discrete] [Format=numeric] [Range= 1-9] [Missing=*]	
<b>Statistics [NW/ W]</b>		[Valid=1596 /-] [Invalid=0 /-]	
<b>Literal question</b>		<p>We want to know how you like the different parties' stance to the various issues. Can you for each of the issues I mention say which party or parties you believe best expresses your own opinion ...</p> <p>... A. First is the security and the present relationship with NATO: Which party or parties best expresses your own opinion on the issue ...</p> <p>... C. The progress party.</p>	
<b>Concepts</b>		Political party policies	

<b># var128: Security policy and norw. relations. to NATO-FrP</b>			
Value	Label	Cases	Percentage
1	The progress party	62	3.9%
9		1534	96.1%
<i>Warning: these figures indicate the number of cases found in the data file. They cannot be interpreted as summary statistics of the population of interest.</i>			
<b># var129: Security policy and norw. relations. to NATO-H</b>			
<b>Information</b>	[Type= discrete] [Format=numeric] [Range= 1-9] [Missing=*]		
<b>Statistics [NW/ W]</b>	[Valid=1596 /-] [Invalid=0 /-]		
<b>Literal question</b>	<p>We want to know how you like the different parties' stance to the various issues. Can you for each of the issues I mention say which party or parties you believe best expresses your own opinion ...</p> <p>... A. First is the security and the present relationship with NATO: Which party or parties best expresses your own opinion on the issue ...</p> <p>... D. The conservative party.</p>		
<b>Concepts</b>	Political party policies		
Value	Label	Cases	Percentage
1	The conservative party	560	35.1%
9		1036	64.9%
<i>Warning: these figures indicate the number of cases found in the data file. They cannot be interpreted as summary statistics of the population of interest.</i>			
<b># var130: Security policy and norw. relations. to NATO-KrF</b>			
<b>Information</b>	[Type= discrete] [Format=numeric] [Range= 1-9] [Missing=*]		
<b>Statistics [NW/ W]</b>	[Valid=1596 /-] [Invalid=0 /-]		
<b>Literal question</b>	<p>We want to know how you like the different parties' stance to the various issues. Can you for each of the issues I mention say which party or parties you believe best expresses your own opinion ...</p> <p>... A. First is the security and the present relationship with NATO: Which party or parties best expresses your own opinion on the issue ...</p> <p>... E. The christian democratic party.</p>		
<b>Concepts</b>	Political party policies		
Value	Label	Cases	Percentage
1	The christian democratic party	99	6.2%
9		1497	93.8%
<i>Warning: these figures indicate the number of cases found in the data file. They cannot be interpreted as summary statistics of the population of interest.</i>			
<b># var131: Security policy and norw. relations. to NATO-K</b>			
<b>Information</b>	[Type= discrete] [Format=numeric] [Range= 1-9] [Missing=*]		
<b>Statistics [NW/ W]</b>	[Valid=1596 /-] [Invalid=0 /-]		
<b>Literal question</b>	<p>We want to know how you like the different parties' stance to the various issues. Can you for each of the issues I mention say which party or parties you believe best expresses your own opinion ...</p> <p>... A. First is the security and the present relationship with NATO: Which party or parties best expresses your own opinion on the issue ...</p> <p>... F. The norwegian communist party.</p>		
<b>Concepts</b>	Political party policies		
Value	Label	Cases	Percentage
1	The norwegian communist party	9	0.6%
9		1587	99.4%
<i>Warning: these figures indicate the number of cases found in the data file. They cannot be interpreted as summary statistics of the population of interest.</i>			

# var132: Security policy and norw. relations. to NATO-RV			
<b>Information</b>	[Type= discrete] [Format=numeric] [Range= 1-9] [Missing=*]		
<b>Statistics [NW/ W]</b>	[Valid=1596 /-] [Invalid=0 /-]		
<b>Literal question</b>	<p>We want to know how you like the different parties' stance to the various issues. Can you for each of the issues I mention say which party or parties you believe best expresses your own opinion ...</p> <p>... A. First is the security and the present relationship with NATO: Which party or parties best expresses your own opinion on the issue ...</p> <p>... G. Red electoral alliance.</p>		
<b>Concepts</b>	Political party policies		
<b>Value</b>	<b>Label</b>	<b>Cases</b>	<b>Percentage</b>
1	Red electoral alliance	8	0.5%
9		1588	99.5%
<i>Warning: these figures indicate the number of cases found in the data file. They cannot be interpreted as summary statistics of the population of interest.</i>			
# var133: Security policy and norw. relations. to NATO-Sp			
<b>Information</b>	[Type= discrete] [Format=numeric] [Range= 1-9] [Missing=*]		
<b>Statistics [NW/ W]</b>	[Valid=1596 /-] [Invalid=0 /-]		
<b>Literal question</b>	<p>We want to know how you like the different parties' stance to the various issues. Can you for each of the issues I mention say which party or parties you believe best expresses your own opinion ...</p> <p>... A. First is the security and the present relationship with NATO: Which party or parties best expresses your own opinion on the issue ...</p> <p>... H. The centre (agrarian) party.</p>		
<b>Concepts</b>	Political party policies		
<b>Value</b>	<b>Label</b>	<b>Cases</b>	<b>Percentage</b>
1	The centre (agrarian) party	102	6.4%
9		1494	93.6%
<i>Warning: these figures indicate the number of cases found in the data file. They cannot be interpreted as summary statistics of the population of interest.</i>			
# var134: Security policy and norw. relations. to NATO-SV			
<b>Information</b>	[Type= discrete] [Format=numeric] [Range= 1-9] [Missing=*]		
<b>Statistics [NW/ W]</b>	[Valid=1596 /-] [Invalid=0 /-]		
<b>Literal question</b>	<p>We want to know how you like the different parties' stance to the various issues. Can you for each of the issues I mention say which party or parties you believe best expresses your own opinion ...</p> <p>... A. First is the security and the present relationship with NATO: Which party or parties best expresses your own opinion on the issue ...</p> <p>... I. The socialist left party.</p>		
<b>Concepts</b>	Political party policies		
<b>Value</b>	<b>Label</b>	<b>Cases</b>	<b>Percentage</b>
1	The socialist left party	125	7.8%
9		1471	92.2%
<i>Warning: these figures indicate the number of cases found in the data file. They cannot be interpreted as summary statistics of the population of interest.</i>			
# var135: Security policy and norw. relations. to NATO-V			
<b>Information</b>	[Type= discrete] [Format=numeric] [Range= 1-9] [Missing=*]		
<b>Statistics [NW/ W]</b>	[Valid=1596 /-] [Invalid=0 /-]		
<b>Literal question</b>	<p>We want to know how you like the different parties' stance to the various issues. Can you for each of the issues I mention say which party or parties you believe best expresses your own opinion ...</p>		

<b># var135: Security policy and norw. relations. to NATO-V</b>			
	<p>... A. First is the security and the present relationship with NATO: Which party or parties best expresses your own opinion on the issue ...</p> <p>... J. The liberal party.</p>		
<b>Concepts</b>	Political party policies		
<b>Value</b>	<b>Label</b>	<b>Cases</b>	<b>Percentage</b>
1	The liberal party	55	3.4%
9		1541	96.6%
<i>Warning: these figures indicate the number of cases found in the data file. They cannot be interpreted as summary statistics of the population of interest.</i>			
<b># var136: Security policy and norw. relations. to NATO-all</b>			
<b>Information</b>	[Type= discrete] [Format=numeric] [Range= 1-9] [Missing=*]		
<b>Statistics [NW/ W]</b>	[Valid=1596 /-] [Invalid=0 /-]		
<b>Literal question</b>	<p>We want to know how you like the different parties' stance to the various issues. Can you for each of the issues I mention say which party or parties you believe best expresses your own opinion ...</p> <p>... A. First is the security and the present relationship with NATO: Which party or parties best expresses your own opinion on the issue ...</p> <p>... K. All parties the same.</p>		
<b>Concepts</b>	Political party policies		
<b>Value</b>	<b>Label</b>	<b>Cases</b>	<b>Percentage</b>
1	All parties the same	16	1.0%
9		1580	99.0%
<i>Warning: these figures indicate the number of cases found in the data file. They cannot be interpreted as summary statistics of the population of interest.</i>			
<b># var137: Security policy and norw. relations. to NATO-none</b>			
<b>Information</b>	[Type= discrete] [Format=numeric] [Range= 1-9] [Missing=*]		
<b>Statistics [NW/ W]</b>	[Valid=1596 /-] [Invalid=0 /-]		
<b>Literal question</b>	<p>We want to know how you like the different parties' stance to the various issues. Can you for each of the issues I mention say which party or parties you believe best expresses your own opinion ...</p> <p>... A. First is the security and the present relationship with NATO: Which party or parties best expresses your own opinion on the issue ...</p> <p>... L. No parties.</p>		
<b>Concepts</b>	Political party policies		
<b>Value</b>	<b>Label</b>	<b>Cases</b>	<b>Percentage</b>
1	No parties	30	1.9%
9		1566	98.1%
<i>Warning: these figures indicate the number of cases found in the data file. They cannot be interpreted as summary statistics of the population of interest.</i>			
<b># var138: Security policy and norw. relations. to NATO-other</b>			
<b>Information</b>	[Type= discrete] [Format=numeric] [Range= 1-9] [Missing=*]		
<b>Statistics [NW/ W]</b>	[Valid=1596 /-] [Invalid=0 /-]		
<b>Literal question</b>	<p>We want to know how you like the different parties' stance to the various issues. Can you for each of the issues I mention say which party or parties you believe best expresses your own opinion ...</p> <p>... A. First is the security and the present relationship with NATO: Which party or parties best expresses your own opinion on the issue ...</p> <p>... M. Other parties, don't know, won't answer.</p>		

<b># var138: Security policy and norw. relations. to NATO-other</b>			
<b>Concepts</b>		Political party policies	
<b>Value</b>	<b>Label</b>	<b>Cases</b>	<b>Percentage</b>
1	Other parties, don't know, won't answer	366	22.9%
9		1230	77.1%
<i>Warning: these figures indicate the number of cases found in the data file. They cannot be interpreted as summary statistics of the population of interest.</i>			
<b># var139: Pace of oil development-DNA</b>			
<b>Information</b>		[Type= discrete] [Format=numeric] [Range= 1-9] [Missing=*]	
<b>Statistics [NW/ W]</b>		[Valid=1596 /-] [Invalid=0 /-]	
<b>Literal question</b>		<p>We want to know how you like the different parties' stance to the various issues. Can you for each of the issues I mention say which party or parties you believe best expresses your own opinion ...</p> <p>... B. Then there is the question of the pace of oil development. Which party or parties closest to you on this issue ...</p> <p>... A. The norwegian labour party.</p>	
<b>Concepts</b>		Political party policies	
<b>Value</b>	<b>Label</b>	<b>Cases</b>	<b>Percentage</b>
1	The norwegian labour party	610	38.2%
9		986	61.8%
<i>Warning: these figures indicate the number of cases found in the data file. They cannot be interpreted as summary statistics of the population of interest.</i>			
<b># var140: Pace of oil development-DLF</b>			
<b>Information</b>		[Type= discrete] [Format=numeric] [Range= 1-9] [Missing=*]	
<b>Statistics [NW/ W]</b>		[Valid=1596 /-] [Invalid=0 /-]	
<b>Literal question</b>		<p>We want to know how you like the different parties' stance to the various issues. Can you for each of the issues I mention say which party or parties you believe best expresses your own opinion ...</p> <p>... B. Then there is the question of the pace of oil development. Which party or parties closest to you on this issue ...</p> <p>... B. The liberal peoples' party.</p>	
<b>Concepts</b>		Political party policies	
<b>Value</b>	<b>Label</b>	<b>Cases</b>	<b>Percentage</b>
1	The liberal peoples' party	4	0.3%
9		1592	99.7%
<i>Warning: these figures indicate the number of cases found in the data file. They cannot be interpreted as summary statistics of the population of interest.</i>			
<b># var141: Pace of oil development-FrP</b>			
<b>Information</b>		[Type= discrete] [Format=numeric] [Range= 1-9] [Missing=*]	
<b>Statistics [NW/ W]</b>		[Valid=1596 /-] [Invalid=0 /-]	
<b>Literal question</b>		<p>We want to know how you like the different parties' stance to the various issues. Can you for each of the issues I mention say which party or parties you believe best expresses your own opinion ...</p> <p>... B. Then there is the question of the pace of oil development. Which party or parties closest to you on this issue ...</p> <p>... C. The progress party.</p>	
<b>Concepts</b>		Political party policies	
<b>Value</b>	<b>Label</b>	<b>Cases</b>	<b>Percentage</b>
1	The progress party	23	1.4%
9		1573	98.6%
<i>Warning: these figures indicate the number of cases found in the data file. They cannot be interpreted as summary statistics of the population of interest.</i>			

<b># var142: Pace of oil development-H</b>			
<b>Information</b>	[Type= discrete] [Format=numeric] [Range= 1-9] [Missing=*]		
<b>Statistics [NW/ W]</b>	[Valid=1596 /-] [Invalid=0 /-]		
<b>Literal question</b>	<p>We want to know how you like the different parties' stance to the various issues. Can you for each of the issues I mention say which party or parties you believe best expresses your own opinion ...</p> <p>... B. Then there is the question of the pace of oil development. Which party or parties closest to you on this issue ...</p> <p>... D. The conservative party.</p>		
<b>Concepts</b>	Political party policies		
<b>Value</b>	<b>Label</b>	<b>Cases</b>	<b>Percentage</b>
1	The conservative party	431	27.0%
9		1165	73.0%
<i>Warning: these figures indicate the number of cases found in the data file. They cannot be interpreted as summary statistics of the population of interest.</i>			
<b># var143: Pace of oil development-KrF</b>			
<b>Information</b>	[Type= discrete] [Format=numeric] [Range= 1-9] [Missing=*]		
<b>Statistics [NW/ W]</b>	[Valid=1596 /-] [Invalid=0 /-]		
<b>Literal question</b>	<p>We want to know how you like the different parties' stance to the various issues. Can you for each of the issues I mention say which party or parties you believe best expresses your own opinion ...</p> <p>... B. Then there is the question of the pace of oil development. Which party or parties closest to you on this issue ...</p> <p>... E. The christian democratic party.</p>		
<b>Concepts</b>	Political party policies		
<b>Value</b>	<b>Label</b>	<b>Cases</b>	<b>Percentage</b>
1	The christian democratic party	66	4.1%
9		1530	95.9%
<i>Warning: these figures indicate the number of cases found in the data file. They cannot be interpreted as summary statistics of the population of interest.</i>			
<b># var144: Pace of oil development-K</b>			
<b>Information</b>	[Type= discrete] [Format=numeric] [Range= 1-9] [Missing=*]		
<b>Statistics [NW/ W]</b>	[Valid=1596 /-] [Invalid=0 /-]		
<b>Literal question</b>	<p>We want to know how you like the different parties' stance to the various issues. Can you for each of the issues I mention say which party or parties you believe best expresses your own opinion ...</p> <p>... B. Then there is the question of the pace of oil development. Which party or parties closest to you on this issue ...</p> <p>... F. The norwegian communist party.</p>		
<b>Concepts</b>	Political party policies		
<b>Value</b>	<b>Label</b>	<b>Cases</b>	<b>Percentage</b>
1	The norwegian communist party	1	0.1%
9		1595	99.9%
<i>Warning: these figures indicate the number of cases found in the data file. They cannot be interpreted as summary statistics of the population of interest.</i>			
<b># var145: Pace of oil development-RV</b>			
<b>Information</b>	[Type= discrete] [Format=numeric] [Range= 1-9] [Missing=*]		
<b>Statistics [NW/ W]</b>	[Valid=1596 /-] [Invalid=0 /-]		
<b>Literal question</b>	<p>We want to know how you like the different parties' stance to the various issues. Can you for each of the issues I mention say which party or parties you believe best expresses your own opinion ...</p> <p>... B. Then there is the question of the pace of oil development. Which party or parties closest to you on this issue ...</p>		

<b># var145: Pace of oil development-RV</b>			
		... G. Red electoral alliance.	
<b>Concepts</b>		Political party policies	
<b>Value</b>	<b>Label</b>	<b>Cases</b>	<b>Percentage</b>
1	Red electoral alliance	11	0.7%
9		1585	99.3%
<i>Warning: these figures indicate the number of cases found in the data file. They cannot be interpreted as summary statistics of the population of interest.</i>			
<b># var146: Pace of oil development-Sp</b>			
<b>Information</b>		[Type= discrete] [Format=numeric] [Range= 1-9] [Missing=*]	
<b>Statistics [NW/ W]</b>		[Valid=1596 /-] [Invalid=0 /-]	
<b>Literal question</b>		<p>We want to know how you like the different parties' stance to the various issues. Can you for each of the issues I mention say which party or parties you believe best expresses your own opinion ...</p> <p>... B. Then there is the question of the pace of oil development. Which party or parties closest to you on this issue ...</p> <p>... H. The centre (agrarian) party.</p>	
<b>Concepts</b>		Political party policies	
<b>Value</b>	<b>Label</b>	<b>Cases</b>	<b>Percentage</b>
1	The centre (agrarian) party	132	8.3%
9		1464	91.7%
<i>Warning: these figures indicate the number of cases found in the data file. They cannot be interpreted as summary statistics of the population of interest.</i>			
<b># var147: Pace of oil development-SV</b>			
<b>Information</b>		[Type= discrete] [Format=numeric] [Range= 1-9] [Missing=*]	
<b>Statistics [NW/ W]</b>		[Valid=1596 /-] [Invalid=0 /-]	
<b>Literal question</b>		<p>We want to know how you like the different parties' stance to the various issues. Can you for each of the issues I mention say which party or parties you believe best expresses your own opinion ...</p> <p>... B. Then there is the question of the pace of oil development. Which party or parties closest to you on this issue ...</p> <p>... I. The socialist left party.</p>	
<b>Concepts</b>		Political party policies	
<b>Value</b>	<b>Label</b>	<b>Cases</b>	<b>Percentage</b>
1	The socialist left party	67	4.2%
9		1529	95.8%
<i>Warning: these figures indicate the number of cases found in the data file. They cannot be interpreted as summary statistics of the population of interest.</i>			
<b># var148: Pace of oil development-V</b>			
<b>Information</b>		[Type= discrete] [Format=numeric] [Range= 1-9] [Missing=*]	
<b>Statistics [NW/ W]</b>		[Valid=1596 /-] [Invalid=0 /-]	
<b>Literal question</b>		<p>We want to know how you like the different parties' stance to the various issues. Can you for each of the issues I mention say which party or parties you believe best expresses your own opinion ...</p> <p>... B. Then there is the question of the pace of oil development. Which party or parties closest to you on this issue ...</p> <p>... J. The liberal party.</p>	
<b>Concepts</b>		Political party policies	
<b>Value</b>	<b>Label</b>	<b>Cases</b>	<b>Percentage</b>
1	The liberal party	97	6.1%
9		1499	93.9%
<i>Warning: these figures indicate the number of cases found in the data file. They cannot be interpreted as summary statistics of the population of interest.</i>			



<b># var149: Pace of oil development-all</b>			
<b>Information</b>	[Type= discrete] [Format=numeric] [Range= 1-9] [Missing=*]		
<b>Statistics [NW/ W]</b>	[Valid=1596 /-] [Invalid=0 /-]		
<b>Literal question</b>	<p>We want to know how you like the different parties' stance to the various issues. Can you for each of the issues I mention say which party or parties you believe best expresses your own opinion ...</p> <p>... B. Then there is the question of the pace of oil development. Which party or parties closest to you on this issue ...</p> <p>... K. All parties the same.</p>		
<b>Concepts</b>	Political party policies		
<b>Value</b>	<b>Label</b>	<b>Cases</b>	<b>Percentage</b>
1	All parties the same	10	0.6%
9		1586	99.4%
<i>Warning: these figures indicate the number of cases found in the data file. They cannot be interpreted as summary statistics of the population of interest.</i>			
<b># var150: Pace of oil development-none</b>			
<b>Information</b>	[Type= discrete] [Format=numeric] [Range= 1-9] [Missing=*]		
<b>Statistics [NW/ W]</b>	[Valid=1596 /-] [Invalid=0 /-]		
<b>Literal question</b>	<p>We want to know how you like the different parties' stance to the various issues. Can you for each of the issues I mention say which party or parties you believe best expresses your own opinion ...</p> <p>... B. Then there is the question of the pace of oil development. Which party or parties closest to you on this issue ...</p> <p>... L. No parties.</p>		
<b>Concepts</b>	Political party policies		
<b>Value</b>	<b>Label</b>	<b>Cases</b>	<b>Percentage</b>
1	No parties	26	1.6%
9		1570	98.4%
<i>Warning: these figures indicate the number of cases found in the data file. They cannot be interpreted as summary statistics of the population of interest.</i>			
<b># var151: Pace of oil development-other</b>			
<b>Information</b>	[Type= discrete] [Format=numeric] [Range= 1-9] [Missing=*]		
<b>Statistics [NW/ W]</b>	[Valid=1596 /-] [Invalid=0 /-]		
<b>Literal question</b>	<p>We want to know how you like the different parties' stance to the various issues. Can you for each of the issues I mention say which party or parties you believe best expresses your own opinion ...</p> <p>... B. Then there is the question of the pace of oil development. Which party or parties closest to you on this issue ...</p> <p>... M. Other parties, don't know, won't answer.</p>		
<b>Concepts</b>	Political party policies		
<b>Value</b>	<b>Label</b>	<b>Cases</b>	<b>Percentage</b>
1	Other parties, don't know, won't answer	398	24.9%
9		1198	75.1%
<i>Warning: these figures indicate the number of cases found in the data file. They cannot be interpreted as summary statistics of the population of interest.</i>			
<b># var152: Tax policy-DNA</b>			
<b>Information</b>	[Type= discrete] [Format=numeric] [Range= 1-9] [Missing=*]		
<b>Statistics [NW/ W]</b>	[Valid=1596 /-] [Invalid=0 /-]		
<b>Literal question</b>	<p>We want to know how you like the different parties' stance to the various issues. Can you for each of the issues I mention say which party or parties you believe best expresses your own opinion ...</p> <p>... C. Then there is tax policy. Which party or parties is closest to your own opinion ...</p>		

<b># var152: Tax policy-DNA</b>			
	... A. The norwegian labour party.		
<b>Concepts</b>	Political party policies		
<b>Value</b>	<b>Label</b>	<b>Cases</b>	<b>Percentage</b>
1	The norwegian labour party	484	30.3%
9		1112	69.7%
<i>Warning: these figures indicate the number of cases found in the data file. They cannot be interpreted as summary statistics of the population of interest.</i>			
<b># var153: Tax policy-DLF</b>			
<b>Information</b>	[Type= discrete] [Format=numeric] [Range= 1-9] [Missing=*]		
<b>Statistics [NW/ W]</b>	[Valid=1596 /-] [Invalid=0 /-]		
<b>Literal question</b>	<p>We want to know how you like the different parties' stance to the various issues. Can you for each of the issues I mention say which party or parties you believe best expresses your own opinion ...</p> <p>... C. Then there is tax policy. Which party or parties is closest to your own opinion ...</p> <p>... B. The liberal peoples' party.</p>		
<b>Concepts</b>	Political party policies		
<b>Value</b>	<b>Label</b>	<b>Cases</b>	<b>Percentage</b>
1	The liberal peoples' party	7	0.4%
9		1589	99.6%
<i>Warning: these figures indicate the number of cases found in the data file. They cannot be interpreted as summary statistics of the population of interest.</i>			
<b># var154: Tax policy-FrP</b>			
<b>Information</b>	[Type= discrete] [Format=numeric] [Range= 1-9] [Missing=*]		
<b>Statistics [NW/ W]</b>	[Valid=1596 /-] [Invalid=0 /-]		
<b>Literal question</b>	<p>We want to know how you like the different parties' stance to the various issues. Can you for each of the issues I mention say which party or parties you believe best expresses your own opinion ...</p> <p>... C. Then there is tax policy. Which party or parties is closest to your own opinion ...</p> <p>... C. The progress party.</p>		
<b>Concepts</b>	Political party policies		
<b>Value</b>	<b>Label</b>	<b>Cases</b>	<b>Percentage</b>
1	The progress party	125	7.8%
9		1471	92.2%
<i>Warning: these figures indicate the number of cases found in the data file. They cannot be interpreted as summary statistics of the population of interest.</i>			
<b># var155: Tax policy-H</b>			
<b>Information</b>	[Type= discrete] [Format=numeric] [Range= 1-9] [Missing=*]		
<b>Statistics [NW/ W]</b>	[Valid=1596 /-] [Invalid=0 /-]		
<b>Literal question</b>	<p>We want to know how you like the different parties' stance to the various issues. Can you for each of the issues I mention say which party or parties you believe best expresses your own opinion ...</p> <p>... C. Then there is tax policy. Which party or parties is closest to your own opinion ...</p> <p>... D. The conservative party.</p>		
<b>Concepts</b>	Political party policies		
<b>Value</b>	<b>Label</b>	<b>Cases</b>	<b>Percentage</b>
1	The conservative party	572	35.8%
9		1024	64.2%
<i>Warning: these figures indicate the number of cases found in the data file. They cannot be interpreted as summary statistics of the population of interest.</i>			

# var156: Tax policy-KrF			
<b>Information</b>	[Type= discrete] [Format=numeric] [Range= 1-9] [Missing=*]		
<b>Statistics [NW/ W]</b>	[Valid=1596 /-] [Invalid=0 /-]		
<b>Literal question</b>	<p>We want to know how you like the different parties' stance to the various issues. Can you for each of the issues I mention say which party or parties you believe best expresses your own opinion ...</p> <p>... C. Then there is tax policy. Which party or parties is closest to your own opinion ...</p> <p>... E. The christian democratic party.</p>		
<b>Concepts</b>	Political party policies		
<b>Value</b>	<b>Label</b>	<b>Cases</b>	<b>Percentage</b>
1	The christian democratic party	80	5.0%
9		1516	95.0%
<i>Warning: these figures indicate the number of cases found in the data file. They cannot be interpreted as summary statistics of the population of interest.</i>			
# var157: Tax policy-K			
<b>Information</b>	[Type= discrete] [Format=numeric] [Range= 1-9] [Missing=*]		
<b>Statistics [NW/ W]</b>	[Valid=1596 /-] [Invalid=0 /-]		
<b>Literal question</b>	<p>We want to know how you like the different parties' stance to the various issues. Can you for each of the issues I mention say which party or parties you believe best expresses your own opinion ...</p> <p>... C. Then there is tax policy. Which party or parties is closest to your own opinion ...</p> <p>... F. The norwegian communist party.</p>		
<b>Concepts</b>	Political party policies		
<b>Value</b>	<b>Label</b>	<b>Cases</b>	<b>Percentage</b>
1	The norwegian communist party	4	0.3%
9		1592	99.7%
<i>Warning: these figures indicate the number of cases found in the data file. They cannot be interpreted as summary statistics of the population of interest.</i>			
# var158: Tax policy-RV			
<b>Information</b>	[Type= discrete] [Format=numeric] [Range= 1-9] [Missing=*]		
<b>Statistics [NW/ W]</b>	[Valid=1596 /-] [Invalid=0 /-]		
<b>Literal question</b>	<p>We want to know how you like the different parties' stance to the various issues. Can you for each of the issues I mention say which party or parties you believe best expresses your own opinion ...</p> <p>... C. Then there is tax policy. Which party or parties is closest to your own opinion ...</p> <p>... G. Red electoral alliance.</p>		
<b>Concepts</b>	Political party policies		
<b>Value</b>	<b>Label</b>	<b>Cases</b>	<b>Percentage</b>
1	Red electoral alliance	9	0.6%
9		1587	99.4%
<i>Warning: these figures indicate the number of cases found in the data file. They cannot be interpreted as summary statistics of the population of interest.</i>			
# var159: Tax policy-Sp			
<b>Information</b>	[Type= discrete] [Format=numeric] [Range= 1-9] [Missing=*]		
<b>Statistics [NW/ W]</b>	[Valid=1596 /-] [Invalid=0 /-]		
<b>Literal question</b>	<p>We want to know how you like the different parties' stance to the various issues. Can you for each of the issues I mention say which party or parties you believe best expresses your own opinion ...</p> <p>... C. Then there is tax policy. Which party or parties is closest to your own opinion ...</p>		

<b># var159: Tax policy-Sp</b>			
	... H. The centre (agrarian) party.		
<b>Concepts</b>	Political party policies		
<b>Value</b>	<b>Label</b>	<b>Cases</b>	<b>Percentage</b>
1	The centre (agrarian) party	73	4.6%
9		1523	95.4%
<i>Warning: these figures indicate the number of cases found in the data file. They cannot be interpreted as summary statistics of the population of interest.</i>			
<b># var160: Tax policy-SV</b>			
<b>Information</b>	[Type= discrete] [Format=numeric] [Range= 1-9] [Missing=*]		
<b>Statistics [NW/ W]</b>	[Valid=1596 /-] [Invalid=0 /-]		
<b>Literal question</b>	We want to know how you like the different parties' stance to the various issues. Can you for each of the issues I mention say which party or parties you believe best expresses your own opinion ...  ... C. Then there is tax policy. Which party or parties is closest to your own opinion ...  ... I. The socialist left party.		
<b>Concepts</b>	Political party policies		
<b>Value</b>	<b>Label</b>	<b>Cases</b>	<b>Percentage</b>
1	The socialist left party	72	4.5%
9		1524	95.5%
<i>Warning: these figures indicate the number of cases found in the data file. They cannot be interpreted as summary statistics of the population of interest.</i>			
<b># var161: Tax policy-V</b>			
<b>Information</b>	[Type= discrete] [Format=numeric] [Range= 1-9] [Missing=*]		
<b>Statistics [NW/ W]</b>	[Valid=1596 /-] [Invalid=0 /-]		
<b>Literal question</b>	We want to know how you like the different parties' stance to the various issues. Can you for each of the issues I mention say which party or parties you believe best expresses your own opinion ...  ... C. Then there is tax policy. Which party or parties is closest to your own opinion ...  ... J. The liberal party.		
<b>Concepts</b>	Political party policies		
<b>Value</b>	<b>Label</b>	<b>Cases</b>	<b>Percentage</b>
1	The liberal party	43	2.7%
9		1553	97.3%
<i>Warning: these figures indicate the number of cases found in the data file. They cannot be interpreted as summary statistics of the population of interest.</i>			
<b># var162: Tax policy-all</b>			
<b>Information</b>	[Type= discrete] [Format=numeric] [Range= 1-9] [Missing=*]		
<b>Statistics [NW/ W]</b>	[Valid=1596 /-] [Invalid=0 /-]		
<b>Literal question</b>	We want to know how you like the different parties' stance to the various issues. Can you for each of the issues I mention say which party or parties you believe best expresses your own opinion ...  ... C. Then there is tax policy. Which party or parties is closest to your own opinion ...  ... K. All parties the same.		
<b>Concepts</b>	Political party policies		
<b>Value</b>	<b>Label</b>	<b>Cases</b>	<b>Percentage</b>
1	All parties the same	18	1.1%
9		1578	98.9%
<i>Warning: these figures indicate the number of cases found in the data file. They cannot be interpreted as summary statistics of the population of interest.</i>			

<b># var163: Tax policy-none</b>			
<b>Information</b>	[Type= discrete] [Format=numeric] [Range= 1-9] [Missing=*]		
<b>Statistics [NW/ W]</b>	[Valid=1596 /-] [Invalid=0 /-]		
<b>Literal question</b>	<p>We want to know how you like the different parties' stance to the various issues. Can you for each of the issues I mention say which party or parties you believe best expresses your own opinion ...</p> <p>... C. Then there is tax policy. Which party or parties is closest to your own opinion ...</p> <p>... L. No parties.</p>		
<b>Concepts</b>	Political party policies		
<b>Value</b>	<b>Label</b>	<b>Cases</b>	<b>Percentage</b>
1	No parties	33	2.1%
9		1563	97.9%
<i>Warning: these figures indicate the number of cases found in the data file. They cannot be interpreted as summary statistics of the population of interest.</i>			
<b># var164: Tax policy-other</b>			
<b>Information</b>	[Type= discrete] [Format=numeric] [Range= 1-9] [Missing=*]		
<b>Statistics [NW/ W]</b>	[Valid=1596 /-] [Invalid=0 /-]		
<b>Literal question</b>	<p>We want to know how you like the different parties' stance to the various issues. Can you for each of the issues I mention say which party or parties you believe best expresses your own opinion ...</p> <p>... C. Then there is tax policy. Which party or parties is closest to your own opinion ...</p> <p>... M. Other parties, don't know, won't answer.</p>		
<b>Concepts</b>	Political party policies		
<b>Value</b>	<b>Label</b>	<b>Cases</b>	<b>Percentage</b>
1	Other parties, don't know, won't answer	215	13.5%
9		1381	86.5%
<i>Warning: these figures indicate the number of cases found in the data file. They cannot be interpreted as summary statistics of the population of interest.</i>			
<b># var165: Equality between the genders-DNA</b>			
<b>Information</b>	[Type= discrete] [Format=numeric] [Range= 1-9] [Missing=*]		
<b>Statistics [NW/ W]</b>	[Valid=1596 /-] [Invalid=0 /-]		
<b>Literal question</b>	<p>We want to know how you like the different parties' stance to the various issues. Can you for each of the issues I mention say which party or parties you believe best expresses your own opinion ...</p> <p>... D. Which party or parties is closest to you on the issue of equality between women and men ...</p> <p>... A. The norwegian labour party.</p>		
<b>Concepts</b>	Political party policies		
<b>Value</b>	<b>Label</b>	<b>Cases</b>	<b>Percentage</b>
1	The norwegian labour party	532	33.3%
9		1064	66.7%
<i>Warning: these figures indicate the number of cases found in the data file. They cannot be interpreted as summary statistics of the population of interest.</i>			
<b># var166: Equality between the genders-DLF</b>			
<b>Information</b>	[Type= discrete] [Format=numeric] [Range= 1-9] [Missing=*]		
<b>Statistics [NW/ W]</b>	[Valid=1596 /-] [Invalid=0 /-]		
<b>Literal question</b>	<p>We want to know how you like the different parties' stance to the various issues. Can you for each of the issues I mention say which party or parties you believe best expresses your own opinion ...</p> <p>... D. Which party or parties is closest to you on the issue of equality between women and men ...</p>		

<b># var166: Equality between the genders-DLF</b>			
	... B. The liberal peoples' party.		
<b>Concepts</b>	Political party policies		
<b>Value</b>	<b>Label</b>	<b>Cases</b>	<b>Percentage</b>
1	The liberal peoples' party	12	0.8%
9		1584	99.2%
<i>Warning: these figures indicate the number of cases found in the data file. They cannot be interpreted as summary statistics of the population of interest.</i>			
<b># var167: Equality between the genders-FrP</b>			
<b>Information</b>	[Type= discrete] [Format=numeric] [Range= 1-9] [Missing=*]		
<b>Statistics [NW/ W]</b>	[Valid=1596 /-] [Invalid=0 /-]		
<b>Literal question</b>	<p>We want to know how you like the different parties' stance to the various issues. Can you for each of the issues I mention say which party or parties you believe best expresses your own opinion ...</p> <p>... D. Which party or parties is closest to you on the issue of equality between women and men ...</p> <p>... C. The progress party.</p>		
<b>Concepts</b>	Political party policies		
<b>Value</b>	<b>Label</b>	<b>Cases</b>	<b>Percentage</b>
1	The progress party	43	2.7%
9		1553	97.3%
<i>Warning: these figures indicate the number of cases found in the data file. They cannot be interpreted as summary statistics of the population of interest.</i>			
<b># var168: Equality between the genders-H</b>			
<b>Information</b>	[Type= discrete] [Format=numeric] [Range= 1-9] [Missing=*]		
<b>Statistics [NW/ W]</b>	[Valid=1596 /-] [Invalid=0 /-]		
<b>Literal question</b>	<p>We want to know how you like the different parties' stance to the various issues. Can you for each of the issues I mention say which party or parties you believe best expresses your own opinion ...</p> <p>... D. Which party or parties is closest to you on the issue of equality between women and men ...</p> <p>... D. The conservative party.</p>		
<b>Concepts</b>	Political party policies		
<b>Value</b>	<b>Label</b>	<b>Cases</b>	<b>Percentage</b>
1	The conservative party	323	20.2%
9		1273	79.8%
<i>Warning: these figures indicate the number of cases found in the data file. They cannot be interpreted as summary statistics of the population of interest.</i>			
<b># var169: Equality between the genders-KrF</b>			
<b>Information</b>	[Type= discrete] [Format=numeric] [Range= 1-9] [Missing=*]		
<b>Statistics [NW/ W]</b>	[Valid=1596 /-] [Invalid=0 /-]		
<b>Literal question</b>	<p>We want to know how you like the different parties' stance to the various issues. Can you for each of the issues I mention say which party or parties you believe best expresses your own opinion ...</p> <p>... D. Which party or parties is closest to you on the issue of equality between women and men ...</p> <p>... E. The christian democratic party.</p>		
<b>Concepts</b>	Political party policies		
<b>Value</b>	<b>Label</b>	<b>Cases</b>	<b>Percentage</b>
1	The christian democratic party	107	6.7%
9		1489	93.3%
<i>Warning: these figures indicate the number of cases found in the data file. They cannot be interpreted as summary statistics of the population of interest.</i>			

<b># var170: Equality between the genders-K</b>			
<b>Information</b>	[Type= discrete] [Format=numeric] [Range= 1-9] [Missing=*]		
<b>Statistics [NW/ W]</b>	[Valid=1596 /-] [Invalid=0 /-]		
<b>Literal question</b>	<p>We want to know how you like the different parties' stance to the various issues. Can you for each of the issues I mention say which party or parties you believe best expresses your own opinion ...</p> <p>... D. Which party or parties is closest to you on the issue of equality between women and men ...</p> <p>... F. The norwegian communist party.</p>		
<b>Concepts</b>	Political party policies		
<b>Value</b>	<b>Label</b>	<b>Cases</b>	<b>Percentage</b>
1	The norwegian communist party	6	0.4%
9		1590	99.6%
<i>Warning: these figures indicate the number of cases found in the data file. They cannot be interpreted as summary statistics of the population of interest.</i>			
<b># var171: Equality between the genders-RV</b>			
<b>Information</b>	[Type= discrete] [Format=numeric] [Range= 1-9] [Missing=*]		
<b>Statistics [NW/ W]</b>	[Valid=1596 /-] [Invalid=0 /-]		
<b>Literal question</b>	<p>We want to know how you like the different parties' stance to the various issues. Can you for each of the issues I mention say which party or parties you believe best expresses your own opinion ...</p> <p>... D. Which party or parties is closest to you on the issue of equality between women and men ...</p> <p>... G. Red electoral alliance.</p>		
<b>Concepts</b>	Political party policies		
<b>Value</b>	<b>Label</b>	<b>Cases</b>	<b>Percentage</b>
1	Red electoral alliance	18	1.1%
9		1578	98.9%
<i>Warning: these figures indicate the number of cases found in the data file. They cannot be interpreted as summary statistics of the population of interest.</i>			
<b># var172: Equality between the genders-Sp</b>			
<b>Information</b>	[Type= discrete] [Format=numeric] [Range= 1-9] [Missing=*]		
<b>Statistics [NW/ W]</b>	[Valid=1596 /-] [Invalid=0 /-]		
<b>Literal question</b>	<p>We want to know how you like the different parties' stance to the various issues. Can you for each of the issues I mention say which party or parties you believe best expresses your own opinion ...</p> <p>... D. Which party or parties is closest to you on the issue of equality between women and men ...</p> <p>... H. The centre (agrarian) party.</p>		
<b>Concepts</b>	Political party policies		
<b>Value</b>	<b>Label</b>	<b>Cases</b>	<b>Percentage</b>
1	The centre (agrarian) party	69	4.3%
9		1527	95.7%
<i>Warning: these figures indicate the number of cases found in the data file. They cannot be interpreted as summary statistics of the population of interest.</i>			
<b># var173: Equality between the genders-SV</b>			
<b>Information</b>	[Type= discrete] [Format=numeric] [Range= 1-9] [Missing=*]		
<b>Statistics [NW/ W]</b>	[Valid=1596 /-] [Invalid=0 /-]		
<b>Literal question</b>	<p>We want to know how you like the different parties' stance to the various issues. Can you for each of the issues I mention say which party or parties you believe best expresses your own opinion ...</p> <p>... D. Which party or parties is closest to you on the issue of equality between women and men ...</p>		

# var173: Equality between the genders-SV			
	... I. The socialist left party.		
<b>Concepts</b>	Political party policies		
Value	Label	Cases	Percentage
1	The socialist left party	125	7.8%
9		1471	92.2%
<i>Warning: these figures indicate the number of cases found in the data file. They cannot be interpreted as summary statistics of the population of interest.</i>			
# var174: Equality between the genders-V			
<b>Information</b>	[Type= discrete] [Format=numeric] [Range= 1-9] [Missing=*]		
<b>Statistics [NW/ W]</b>	[Valid=1596 /-] [Invalid=0 /-]		
<b>Literal question</b>	We want to know how you like the different parties' stance to the various issues. Can you for each of the issues I mention say which party or parties you believe best expresses your own opinion ...  ... D. Which party or parties is closest to you on the issue of equality between women and men ...  ... J. The liberal party.		
<b>Concepts</b>	Political party policies		
Value	Label	Cases	Percentage
1	The liberal party	58	3.6%
9		1538	96.4%
<i>Warning: these figures indicate the number of cases found in the data file. They cannot be interpreted as summary statistics of the population of interest.</i>			
# var175: Equality between the genders-all			
<b>Information</b>	[Type= discrete] [Format=numeric] [Range= 1-9] [Missing=*]		
<b>Statistics [NW/ W]</b>	[Valid=1596 /-] [Invalid=0 /-]		
<b>Literal question</b>	We want to know how you like the different parties' stance to the various issues. Can you for each of the issues I mention say which party or parties you believe best expresses your own opinion ...  ... D. Which party or parties is closest to you on the issue of equality between women and men ...  ... K. All parties the same.		
<b>Concepts</b>	Political party policies		
Value	Label	Cases	Percentage
1	All parties the same	94	5.9%
9		1502	94.1%
<i>Warning: these figures indicate the number of cases found in the data file. They cannot be interpreted as summary statistics of the population of interest.</i>			
# var176: Equality between the genders-none			
<b>Information</b>	[Type= discrete] [Format=numeric] [Range= 1-9] [Missing=*]		
<b>Statistics [NW/ W]</b>	[Valid=1596 /-] [Invalid=0 /-]		
<b>Literal question</b>	We want to know how you like the different parties' stance to the various issues. Can you for each of the issues I mention say which party or parties you believe best expresses your own opinion ...  ... D. Which party or parties is closest to you on the issue of equality between women and men ...  ... L. No parties.		
<b>Concepts</b>	Political party policies		
Value	Label	Cases	Percentage
1	No parties	53	3.3%
9		1543	96.7%
<i>Warning: these figures indicate the number of cases found in the data file. They cannot be interpreted as summary statistics of the population of interest.</i>			



<b># var177: Equality between the genders-other</b>			
<b>Information</b>	[Type= discrete] [Format=numeric] [Range= 1-9] [Missing=*]		
<b>Statistics [NW/ W]</b>	[Valid=1596 /-] [Invalid=0 /-]		
<b>Literal question</b>	<p>We want to know how you like the different parties' stance to the various issues. Can you for each of the issues I mention say which party or parties you believe best expresses your own opinion ...</p> <p>... D. Which party or parties is closest to you on the issue of equality between women and men ...</p> <p>... M. Other parties, don't know, won't answer.</p>		
<b>Concepts</b>	Political party policies		
<b>Value</b>	<b>Label</b>	<b>Cases</b>	<b>Percentage</b>
1	Other parties, don't know, won't answer	348	21.8%
9		1248	78.2%
<i>Warning: these figures indicate the number of cases found in the data file. They cannot be interpreted as summary statistics of the population of interest.</i>			
<b># var178: Abortion issue-DNA</b>			
<b>Information</b>	[Type= discrete] [Format=numeric] [Range= 1-9] [Missing=*]		
<b>Statistics [NW/ W]</b>	[Valid=1596 /-] [Invalid=0 /-]		
<b>Literal question</b>	<p>We want to know how you like the different parties' stance to the various issues. Can you for each of the issues I mention say which party or parties you believe best expresses your own opinion ...</p> <p>... E. And on the issue of abortion ...</p> <p>... A. The norwegian labour party.</p>		
<b>Concepts</b>	Political party policies		
<b>Value</b>	<b>Label</b>	<b>Cases</b>	<b>Percentage</b>
1	Mentioned	684	42.9%
9		912	57.1%
<i>Warning: these figures indicate the number of cases found in the data file. They cannot be interpreted as summary statistics of the population of interest.</i>			
<b># var179: Abortion issue-DLF</b>			
<b>Information</b>	[Type= discrete] [Format=numeric] [Range= 1-9] [Missing=*]		
<b>Statistics [NW/ W]</b>	[Valid=1596 /-] [Invalid=0 /-]		
<b>Literal question</b>	<p>We want to know how you like the different parties' stance to the various issues. Can you for each of the issues I mention say which party or parties you believe best expresses your own opinion ...</p> <p>... E. And on the issue of abortion ...</p> <p>... B. The liberal peoples' party.</p>		
<b>Concepts</b>	Political party policies		
<b>Value</b>	<b>Label</b>	<b>Cases</b>	<b>Percentage</b>
1	Mentioned	13	0.8%
9		1583	99.2%
<i>Warning: these figures indicate the number of cases found in the data file. They cannot be interpreted as summary statistics of the population of interest.</i>			
<b># var180: Abortion issue-FrP</b>			
<b>Information</b>	[Type= discrete] [Format=numeric] [Range= 1-9] [Missing=*]		
<b>Statistics [NW/ W]</b>	[Valid=1596 /-] [Invalid=0 /-]		
<b>Literal question</b>	<p>We want to know how you like the different parties' stance to the various issues. Can you for each of the issues I mention say which party or parties you believe best expresses your own opinion ...</p> <p>... E. And on the issue of abortion ...</p>		

# var180: Abortion issue-FrP			
	... C. The progress party.		
<b>Concepts</b>	Political party policies		
Value	Label	Cases	Percentage
1	Mentioned	33	2.1%
9		1563	97.9%
<i>Warning: these figures indicate the number of cases found in the data file. They cannot be interpreted as summary statistics of the population of interest.</i>			
# var181: Abortion issue-H			
<b>Information</b>	[Type= discrete] [Format=numeric] [Range= 1-9] [Missing=*]		
<b>Statistics [NW/ W]</b>	[Valid=1596 /-] [Invalid=0 /-]		
<b>Literal question</b>	We want to know how you like the different parties' stance to the various issues. Can you for each of the issues I mention say which party or parties you believe best expresses your own opinion ...  ... E. And on the issue of abortion ...  ... D. The conservative party.		
<b>Concepts</b>	Political party policies		
Value	Label	Cases	Percentage
1	Mentioned	448	28.1%
9		1148	71.9%
<i>Warning: these figures indicate the number of cases found in the data file. They cannot be interpreted as summary statistics of the population of interest.</i>			
# var182: Abortion issue-KrF			
<b>Information</b>	[Type= discrete] [Format=numeric] [Range= 1-9] [Missing=*]		
<b>Statistics [NW/ W]</b>	[Valid=1596 /-] [Invalid=0 /-]		
<b>Literal question</b>	We want to know how you like the different parties' stance to the various issues. Can you for each of the issues I mention say which party or parties you believe best expresses your own opinion ...  ... E. And on the issue of abortion ...  ... E. The christian democratic party.		
<b>Concepts</b>	Political party policies		
Value	Label	Cases	Percentage
1	Mentioned	246	15.4%
9		1350	84.6%
<i>Warning: these figures indicate the number of cases found in the data file. They cannot be interpreted as summary statistics of the population of interest.</i>			
# var183: Abortion issue-K			
<b>Information</b>	[Type= discrete] [Format=numeric] [Range= 1-9] [Missing=*]		
<b>Statistics [NW/ W]</b>	[Valid=1596 /-] [Invalid=0 /-]		
<b>Literal question</b>	We want to know how you like the different parties' stance to the various issues. Can you for each of the issues I mention say which party or parties you believe best expresses your own opinion ...  ... E. And on the issue of abortion ...  ... F. The norwegian communist party.		
<b>Concepts</b>	Political party policies		
Value	Label	Cases	Percentage
1	Mentioned	21	1.3%
9		1575	98.7%
<i>Warning: these figures indicate the number of cases found in the data file. They cannot be interpreted as summary statistics of the population of interest.</i>			

# var184: Abortion issue-RV			
<b>Information</b>	[Type= discrete] [Format=numeric] [Range= 1-9] [Missing=*]		
<b>Statistics [NW/ W]</b>	[Valid=1596 /-] [Invalid=0 /-]		
<b>Literal question</b>	<p>We want to know how you like the different parties' stance to the various issues. Can you for each of the issues I mention say which party or parties you believe best expresses your own opinion ...</p> <p>... E. And on the issue of abortion ...</p> <p>... G. Red electoral alliance.</p>		
<b>Concepts</b>	Political party policies		
<b>Value</b>	<b>Label</b>	<b>Cases</b>	<b>Percentage</b>
1	Mentioned	22	1.4%
9		1574	98.6%
<i>Warning: these figures indicate the number of cases found in the data file. They cannot be interpreted as summary statistics of the population of interest.</i>			
# var185: Abortion issue-Sp			
<b>Information</b>	[Type= discrete] [Format=numeric] [Range= 1-9] [Missing=*]		
<b>Statistics [NW/ W]</b>	[Valid=1596 /-] [Invalid=0 /-]		
<b>Literal question</b>	<p>We want to know how you like the different parties' stance to the various issues. Can you for each of the issues I mention say which party or parties you believe best expresses your own opinion ...</p> <p>... E. And on the issue of abortion ...</p> <p>... H. The centre (agrarian) party.</p>		
<b>Concepts</b>	Political party policies		
<b>Value</b>	<b>Label</b>	<b>Cases</b>	<b>Percentage</b>
1	Mentioned	90	5.6%
9		1506	94.4%
<i>Warning: these figures indicate the number of cases found in the data file. They cannot be interpreted as summary statistics of the population of interest.</i>			
# var186: Abortion issue-SV			
<b>Information</b>	[Type= discrete] [Format=numeric] [Range= 1-9] [Missing=*]		
<b>Statistics [NW/ W]</b>	[Valid=1596 /-] [Invalid=0 /-]		
<b>Literal question</b>	<p>We want to know how you like the different parties' stance to the various issues. Can you for each of the issues I mention say which party or parties you believe best expresses your own opinion ...</p> <p>... E. And on the issue of abortion ...</p> <p>... I. The socialist left party.</p>		
<b>Concepts</b>	Political party policies		
<b>Value</b>	<b>Label</b>	<b>Cases</b>	<b>Percentage</b>
1	Mentioned	114	7.1%
9		1482	92.9%
<i>Warning: these figures indicate the number of cases found in the data file. They cannot be interpreted as summary statistics of the population of interest.</i>			
# var187: Abortion issue-V			
<b>Information</b>	[Type= discrete] [Format=numeric] [Range= 1-9] [Missing=*]		
<b>Statistics [NW/ W]</b>	[Valid=1596 /-] [Invalid=0 /-]		
<b>Literal question</b>	<p>We want to know how you like the different parties' stance to the various issues. Can you for each of the issues I mention say which party or parties you believe best expresses your own opinion ...</p> <p>... E. And on the issue of abortion ...</p>		

<b># var187: Abortion issue-V</b>			
	... J. The liberal party.		
<b>Concepts</b>	Political party policies		
<b>Value</b>	<b>Label</b>	<b>Cases</b>	<b>Percentage</b>
1	Mentioned	45	2.8%
9		1551	97.2%
<i>Warning: these figures indicate the number of cases found in the data file. They cannot be interpreted as summary statistics of the population of interest.</i>			
<b># var188: Abortion issue-all</b>			
<b>Information</b>	[Type= discrete] [Format=numeric] [Range= 1-9] [Missing=*]		
<b>Statistics [NW/ W]</b>	[Valid=1596 /-] [Invalid=0 /-]		
<b>Literal question</b>	We want to know how you like the different parties' stance to the various issues. Can you for each of the issues I mention say which party or parties you believe best expresses your own opinion ...  ... E. And on the issue of abortion ...  ... K. All parties the same.		
<b>Concepts</b>	Political party policies		
<b>Value</b>	<b>Label</b>	<b>Cases</b>	<b>Percentage</b>
1	Mentioned	6	0.4%
9		1590	99.6%
<i>Warning: these figures indicate the number of cases found in the data file. They cannot be interpreted as summary statistics of the population of interest.</i>			
<b># var189: Abortion issue-none</b>			
<b>Information</b>	[Type= discrete] [Format=numeric] [Range= 1-9] [Missing=*]		
<b>Statistics [NW/ W]</b>	[Valid=1596 /-] [Invalid=0 /-]		
<b>Literal question</b>	We want to know how you like the different parties' stance to the various issues. Can you for each of the issues I mention say which party or parties you believe best expresses your own opinion ...  ... E. And on the issue of abortion ...  ... L. No parties.		
<b>Concepts</b>	Political party policies		
<b>Value</b>	<b>Label</b>	<b>Cases</b>	<b>Percentage</b>
1	Mentioned	29	1.8%
9		1567	98.2%
<i>Warning: these figures indicate the number of cases found in the data file. They cannot be interpreted as summary statistics of the population of interest.</i>			
<b># var190: Abortion issue-other</b>			
<b>Information</b>	[Type= discrete] [Format=numeric] [Range= 1-9] [Missing=*]		
<b>Statistics [NW/ W]</b>	[Valid=1596 /-] [Invalid=0 /-]		
<b>Literal question</b>	We want to know how you like the different parties' stance to the various issues. Can you for each of the issues I mention say which party or parties you believe best expresses your own opinion ...  ... E. And on the issue of abortion ...  ... M. Other parties, don't know, won't answer.		
<b>Concepts</b>	Political party policies		
<b>Value</b>	<b>Label</b>	<b>Cases</b>	<b>Percentage</b>
1	Mentioned	141	8.8%
9		1455	91.2%
<i>Warning: these figures indicate the number of cases found in the data file. They cannot be interpreted as summary statistics of the population of interest.</i>			

# var191: Public control and management-DNA			
<b>Information</b>	[Type= discrete] [Format=numeric] [Range= 1-9] [Missing=*]		
<b>Statistics [NW/ W]</b>	[Valid=1596 /-] [Invalid=0 /-]		
<b>Literal question</b>	<p>We want to know how you like the different parties' stance to the various issues. Can you for each of the issues I mention say which party or parties you believe best expresses your own opinion ...</p> <p>... F. Finally, the issue of public control and management of the business. Which party or parties best expresses your own opinion ...</p> <p>... A. The norwegian labour party.</p>		
<b>Concepts</b>	Political party policies		
<b>Value</b>	<b>Label</b>	<b>Cases</b>	<b>Percentage</b>
1	Mentioned	453	28.4%
9		1143	71.6%
<i>Warning: these figures indicate the number of cases found in the data file. They cannot be interpreted as summary statistics of the population of interest.</i>			
# var192: Public control and management-DLF			
<b>Information</b>	[Type= discrete] [Format=numeric] [Range= 1-9] [Missing=*]		
<b>Statistics [NW/ W]</b>	[Valid=1596 /-] [Invalid=0 /-]		
<b>Literal question</b>	<p>We want to know how you like the different parties' stance to the various issues. Can you for each of the issues I mention say which party or parties you believe best expresses your own opinion ...</p> <p>... F. Finally, the issue of public control and management of the business. Which party or parties best expresses your own opinion ...</p> <p>... B. The liberal peoples' party.</p>		
<b>Concepts</b>	Political party policies		
<b>Value</b>	<b>Label</b>	<b>Cases</b>	<b>Percentage</b>
1	Mentioned	5	0.3%
9		1591	99.7%
<i>Warning: these figures indicate the number of cases found in the data file. They cannot be interpreted as summary statistics of the population of interest.</i>			
# var193: Public control and management-FrP			
<b>Information</b>	[Type= discrete] [Format=numeric] [Range= 1-9] [Missing=*]		
<b>Statistics [NW/ W]</b>	[Valid=1596 /-] [Invalid=0 /-]		
<b>Literal question</b>	<p>We want to know how you like the different parties' stance to the various issues. Can you for each of the issues I mention say which party or parties you believe best expresses your own opinion ...</p> <p>... F. Finally, the issue of public control and management of the business. Which party or parties best expresses your own opinion ...</p> <p>... C. The progress party.</p>		
<b>Concepts</b>	Political party policies		
<b>Value</b>	<b>Label</b>	<b>Cases</b>	<b>Percentage</b>
1	Mentioned	76	4.8%
9		1520	95.2%
<i>Warning: these figures indicate the number of cases found in the data file. They cannot be interpreted as summary statistics of the population of interest.</i>			
# var194: Public control and management-H			
<b>Information</b>	[Type= discrete] [Format=numeric] [Range= 1-9] [Missing=*]		
<b>Statistics [NW/ W]</b>	[Valid=1596 /-] [Invalid=0 /-]		
<b>Literal question</b>	<p>We want to know how you like the different parties' stance to the various issues. Can you for each of the issues I mention say which party or parties you believe best expresses your own opinion ...</p>		

# var194: Public control and management-H			
	<p>... F. Finally, the issue of public control and management of the business. Which party or parties best expresses your own opinion ...</p> <p>... D. The conservative party.</p>		
<b>Concepts</b>	Political party policies		
Value	Label	Cases	Percentage
1	Mentioned	574	36.0%
9		1022	64.0%
<i>Warning: these figures indicate the number of cases found in the data file. They cannot be interpreted as summary statistics of the population of interest.</i>			
# var195: Public control and management-KrF			
<b>Information</b>	[Type= discrete] [Format=numeric] [Range= 1-9] [Missing=*]		
<b>Statistics [NW/ W]</b>	[Valid=1596 /-] [Invalid=0 /-]		
<b>Literal question</b>	<p>We want to know how you like the different parties' stance to the various issues. Can you for each of the issues I mention say which party or parties you believe best expresses your own opinion ...</p> <p>... F. Finally, the issue of public control and management of the business. Which party or parties best expresses your own opinion ...</p> <p>... E. The christian democratic party.</p>		
<b>Concepts</b>	Political party policies		
Value	Label	Cases	Percentage
1	Mentioned	65	4.1%
9		1531	95.9%
<i>Warning: these figures indicate the number of cases found in the data file. They cannot be interpreted as summary statistics of the population of interest.</i>			
# var196: Public control and management-K			
<b>Information</b>	[Type= discrete] [Format=numeric] [Range= 1-9] [Missing=*]		
<b>Statistics [NW/ W]</b>	[Valid=1596 /-] [Invalid=0 /-]		
<b>Literal question</b>	<p>We want to know how you like the different parties' stance to the various issues. Can you for each of the issues I mention say which party or parties you believe best expresses your own opinion ...</p> <p>... F. Finally, the issue of public control and management of the business. Which party or parties best expresses your own opinion ...</p> <p>... F. The norwegian communist party.</p>		
<b>Concepts</b>	Political party policies		
Value	Label	Cases	Percentage
1	Mentioned	7	0.4%
9		1589	99.6%
<i>Warning: these figures indicate the number of cases found in the data file. They cannot be interpreted as summary statistics of the population of interest.</i>			
# var197: Public control and management-RV			
<b>Information</b>	[Type= discrete] [Format=numeric] [Range= 1-9] [Missing=*]		
<b>Statistics [NW/ W]</b>	[Valid=1596 /-] [Invalid=0 /-]		
<b>Literal question</b>	<p>We want to know how you like the different parties' stance to the various issues. Can you for each of the issues I mention say which party or parties you believe best expresses your own opinion ...</p> <p>... F. Finally, the issue of public control and management of the business. Which party or parties best expresses your own opinion ...</p> <p>... G. Red electoral alliance.</p>		

# var197: Public control and management-RV			
<b>Concepts</b>		Political party policies	
<b>Value</b>	<b>Label</b>	<b>Cases</b>	<b>Percentage</b>
1	Mentioned	14	0.9%
9		1582	99.1%
<i>Warning: these figures indicate the number of cases found in the data file. They cannot be interpreted as summary statistics of the population of interest.</i>			
# var198: Public control and management-Sp			
<b>Information</b>		[Type= discrete] [Format=numeric] [Range= 1-9] [Missing=*]	
<b>Statistics [NW/ W]</b>		[Valid=1596 /-] [Invalid=0 /-]	
<b>Literal question</b>		<p>We want to know how you like the different parties' stance to the various issues. Can you for each of the issues I mention say which party or parties you believe best expresses your own opinion ...</p> <p>... F. Finally, the issue of public control and management of the business. Which party or parties best expresses your own opinion ...</p> <p>... H. The centre (agrarian) party.</p>	
<b>Concepts</b>		Political party policies	
<b>Value</b>	<b>Label</b>	<b>Cases</b>	<b>Percentage</b>
1	Mentioned	98	6.1%
9		1498	93.9%
<i>Warning: these figures indicate the number of cases found in the data file. They cannot be interpreted as summary statistics of the population of interest.</i>			

<b># var199: Public control and management-SV</b>			
<b>Information</b>	[Type= discrete] [Format=numeric] [Range= 1-9] [Missing=*]		
<b>Statistics [NW/ W]</b>	[Valid=1596 /-] [Invalid=0 /-]		
<b>Literal question</b>	<p>We want to know how you like the different parties' stance to the various issues. Can you for each of the issues I mention say which party or parties you believe best expresses your own opinion ...</p> <p>... F. Finally, the issue of public control and management of the business. Which party or parties best expresses your own opinion ...</p> <p>... I. The socialist left party.</p>		
<b>Concepts</b>	Political party policies		
<b>Value</b>	<b>Label</b>	<b>Cases</b>	<b>Percentage</b>
1	Mentioned	74	4.6%
9		1522	95.4%
<i>Warning: these figures indicate the number of cases found in the data file. They cannot be interpreted as summary statistics of the population of interest.</i>			
<b># var200: Public control and management-V</b>			
<b>Information</b>	[Type= discrete] [Format=numeric] [Range= 1-9] [Missing=*]		
<b>Statistics [NW/ W]</b>	[Valid=1596 /-] [Invalid=0 /-]		
<b>Literal question</b>	<p>We want to know how you like the different parties' stance to the various issues. Can you for each of the issues I mention say which party or parties you believe best expresses your own opinion ...</p> <p>... F. Finally, the issue of public control and management of the business. Which party or parties best expresses your own opinion ...</p> <p>... J. The liberal party.</p>		
<b>Concepts</b>	Political party policies		
<b>Value</b>	<b>Label</b>	<b>Cases</b>	<b>Percentage</b>
1	Mentioned	50	3.1%
9		1546	96.9%
<i>Warning: these figures indicate the number of cases found in the data file. They cannot be interpreted as summary statistics of the population of interest.</i>			
<b># var201: Public control and management-all</b>			
<b>Information</b>	[Type= discrete] [Format=numeric] [Range= 1-9] [Missing=*]		
<b>Statistics [NW/ W]</b>	[Valid=1596 /-] [Invalid=0 /-]		
<b>Literal question</b>	<p>We want to know how you like the different parties' stance to the various issues. Can you for each of the issues I mention say which party or parties you believe best expresses your own opinion ...</p> <p>... F. Finally, the issue of public control and management of the business. Which party or parties best expresses your own opinion ...</p> <p>... K. All parties the same.</p>		
<b>Concepts</b>	Political party policies		
<b>Value</b>	<b>Label</b>	<b>Cases</b>	<b>Percentage</b>
1	Mentioned	6	0.4%
9		1590	99.6%
<i>Warning: these figures indicate the number of cases found in the data file. They cannot be interpreted as summary statistics of the population of interest.</i>			
<b># var202: Public control and management-none</b>			
<b>Information</b>	[Type= discrete] [Format=numeric] [Range= 1-9] [Missing=*]		
<b>Statistics [NW/ W]</b>	[Valid=1596 /-] [Invalid=0 /-]		
<b>Literal question</b>	We want to know how you like the different parties' stance to the various issues. Can you for each of the issues I mention say which party or parties you believe best expresses your own opinion ...		



<b># var202: Public control and management-none</b>			
	<p>... F. Finally, the issue of public control and management of the business. Which party or parties best expresses your own opinion ...</p> <p>... L. No parties.</p>		
<b>Concepts</b>	Political party policies		
<b>Value</b>	<b>Label</b>	<b>Cases</b>	<b>Percentage</b>
1	Mentioned	31	1.9%
9		1565	98.1%
<i>Warning: these figures indicate the number of cases found in the data file. They cannot be interpreted as summary statistics of the population of interest.</i>			
<b># var203: Public control and management-other</b>			
<b>Information</b>	[Type= discrete] [Format=numeric] [Range= 1-9] [Missing=*]		
<b>Statistics [NW/ W]</b>	[Valid=1596 /-] [Invalid=0 /-]		
<b>Literal question</b>	<p>We want to know how you like the different parties' stance to the various issues. Can you for each of the issues I mention say which party or parties you believe best expresses your own opinion ...</p> <p>... F. Finally, the issue of public control and management of the business. Which party or parties best expresses your own opinion ...</p> <p>... M. Other parties, don't know, won't answer.</p>		
<b>Concepts</b>	Political party policies		
<b>Value</b>	<b>Label</b>	<b>Cases</b>	<b>Percentage</b>
1	Mentioned	290	18.2%
9		1306	81.8%
<i>Warning: these figures indicate the number of cases found in the data file. They cannot be interpreted as summary statistics of the population of interest.</i>			
<b># var204: Radical - conservative?</b>			
<b>Information</b>	[Type= discrete] [Format=numeric] [Range= 0-9] [Missing=*]		
<b>Statistics [NW/ W]</b>	[Valid=1596 /-] [Invalid=0 /-]		
<b>Literal question</b>	There is so much talk of radicalism and conservatism nowadays. I have here a scale. Let us assume that those who are furthest to the left on the radical side, shall have the value 9, while those who are furthest to the right on the conservative side, to have the value 1 Where would you place yourself on this scale?		
<b>Interviewer's instructions</b>	Bare hele tall godtas. Kryss av for det svartallet IO oppgir.		
<b>Concepts</b>	Political party policies, Political attitudes		
<b>Value</b>	<b>Label</b>	<b>Cases</b>	<b>Percentage</b>
0	Don't know, can't say	180	11.3%
1	Conservative	50	3.1%
2		74	4.6%
3		182	11.4%
4		184	11.5%
5		522	32.7%
6		195	12.2%
7		144	9.0%
8		41	2.6%
9	Radical	24	1.5%
<i>Warning: these figures indicate the number of cases found in the data file. They cannot be interpreted as summary statistics of the population of interest.</i>			
<b># var205: NKP on the radical-conservative scale</b>			
<b>Information</b>	[Type= discrete] [Format=numeric] [Range= 0-9] [Missing=*]		

<b># var205: NKP on the radical-conservative scale</b>			
<b>Statistics [NW/ W]</b>	[Valid=1596 /-] [Invalid=0 /-]		
<b>Literal question</b>	Where will you place the various parties on this scale ... ... A. NKP (The norwegian communist party).		
<b>Interviewer's instructions</b>	Nevn hvert av partiene nedenfor og merk av svartallet i ruten til venstre.		
<b>Concepts</b>	Political party policies, Political attitudes		
<b>Value</b>	<b>Label</b>	<b>Cases</b>	<b>Percentage</b>
0	Don't know, can't say	263	16.5%
1	Conservative	39	2.4%
2		17	1.1%
3		17	1.1%
4		9	0.6%
5		28	1.8%
6		23	1.4%
7		86	5.4%
8		455	28.5%
9	Radical	659	41.3%
<i>Warning: these figures indicate the number of cases found in the data file. They cannot be interpreted as summary statistics of the population of interest.</i>			
<b># var206: Sp on the radical-conservative scale</b>			
<b>Information</b>	[Type= discrete] [Format=numeric] [Range= 0-9] [Missing=*]		
<b>Statistics [NW/ W]</b>	[Valid=1596 /-] [Invalid=0 /-]		
<b>Literal question</b>	Where will you place the various parties on this scale ... ... B. Sp (The centre (agrarian) party).		
<b>Interviewer's instructions</b>	Nevn hvert av partiene nedenfor og merk av svartallet i ruten til venstre.		
<b>Concepts</b>	Political party policies, Political attitudes		
<b>Value</b>	<b>Label</b>	<b>Cases</b>	<b>Percentage</b>
0	Don't know, can't say	250	15.7%
1	Conservative	21	1.3%
2		84	5.3%
3		251	15.7%
4		374	23.4%
5		421	26.4%
6		126	7.9%
7		43	2.7%
8		18	1.1%
9	Radical	8	0.5%
<i>Warning: these figures indicate the number of cases found in the data file. They cannot be interpreted as summary statistics of the population of interest.</i>			
<b># var207: FrP on the radical-conservative scale</b>			
<b>Information</b>	[Type= discrete] [Format=numeric] [Range= 0-9] [Missing=*]		
<b>Statistics [NW/ W]</b>	[Valid=1596 /-] [Invalid=0 /-]		
<b>Literal question</b>	Where will you place the various parties on this scale ... ... C. FrP (The progress party).		
<b>Interviewer's instructions</b>	Nevn hvert av partiene nedenfor og merk av svartallet i ruten til venstre.		

<b># var207: FrP on the radical-conservative scale</b>			
<b>Concepts</b>		Political party policies, Political attitudes	
<b>Value</b>	<b>Label</b>	<b>Cases</b>	<b>Percentage</b>
0	Don't know, can't say	265	16.6%
1	Conservative	716	44.9%
2		183	11.5%
3		74	4.6%
4		54	3.4%
5		45	2.8%
6		48	3.0%
7		72	4.5%
8		60	3.8%
9	Radical	79	4.9%
<i>Warning: these figures indicate the number of cases found in the data file. They cannot be interpreted as summary statistics of the population of interest.</i>			
<b># var208: V on the radical-conservative scale</b>			
<b>Information</b>		[Type= discrete] [Format=numeric] [Range= 0-9] [Missing=*]	
<b>Statistics [NW/ W]</b>		[Valid=1596 /-] [Invalid=0 /-]	
<b>Literal question</b>		Where will you place the various parties on this scale ... ... D. V (The liberal party).	
<b>Interviewer's instructions</b>		Nevn hvert av partiene nedenfor og merk av svartallet i ruten til venstre.	
<b>Concepts</b>		Political party policies, Political attitudes	
<b>Value</b>	<b>Label</b>	<b>Cases</b>	<b>Percentage</b>
0	Don't know, can't say	257	16.1%
1	Conservative	19	1.2%
2		40	2.5%
3		124	7.8%
4		281	17.6%
5		370	23.2%
6		305	19.1%
7		160	10.0%
8		31	1.9%
9	Radical	9	0.6%
<i>Warning: these figures indicate the number of cases found in the data file. They cannot be interpreted as summary statistics of the population of interest.</i>			
<b># var209: DNA on the radical-conservative scale</b>			
<b>Information</b>		[Type= discrete] [Format=numeric] [Range= 0-9] [Missing=*]	
<b>Statistics [NW/ W]</b>		[Valid=1596 /-] [Invalid=0 /-]	
<b>Literal question</b>		Where will you place the various parties on this scale ... ... E. DNA (The norwegian labour party).	
<b>Interviewer's instructions</b>		Nevn hvert av partiene nedenfor og merk av svartallet i ruten til venstre.	
<b>Concepts</b>		Political party policies, Political attitudes	
<b>Value</b>	<b>Label</b>	<b>Cases</b>	<b>Percentage</b>
0	Vet ikke, kan ikke svare	236	14.8%
1	Konservativ	18	1.1%
2		33	2.1%

### # var209: DNA on the radical-conservative scale

Value	Label	Cases	Percentage
3		52	3.3%
4		87	5.5%
5		267	16.7%
6		401	25.1%
7		372	23.3%
8		95	6.0%
9	Radikal	35	2.2%

Warning: these figures indicate the number of cases found in the data file. They cannot be interpreted as summary statistics of the population of interest.

### # var210: H on the radical-conservative scale

<b>Information</b>	[Type= discrete] [Format=numeric] [Range= 0-9] [Missing=*]
<b>Statistics [NW/ W]</b>	[Valid=1596 /-] [Invalid=0 /-]
<b>Literal question</b>	Where will you place the various parties on this scale ... ... F. H (The conservative party).
<b>Interviewer's instructions</b>	Nevn hvert av partiene nedenfor og merk av svartallet i ruten til venstre.
<b>Concepts</b>	Political party policies, Political attitudes

Value	Label	Cases	Percentage
0	Don't know, can't say	240	15.0%
1	Conservative	220	13.8%
2		605	37.9%
3		250	15.7%
4		108	6.8%
5		68	4.3%
6		42	2.6%
7		27	1.7%
8		18	1.1%
9	Radikal	18	1.1%

Warning: these figures indicate the number of cases found in the data file. They cannot be interpreted as summary statistics of the population of interest.

### # var211: DLF on the radical-conservative scale

<b>Information</b>	[Type= discrete] [Format=numeric] [Range= 0-9] [Missing=*]
<b>Statistics [NW/ W]</b>	[Valid=1596 /-] [Invalid=0 /-]
<b>Literal question</b>	Where will you place the various parties on this scale ... ... G. DLF (The liberal peoples' party).
<b>Interviewer's instructions</b>	Nevn hvert av partiene nedenfor og merk av svartallet i ruten til venstre.
<b>Concepts</b>	Political party policies, Political attitudes

Value	Label	Cases	Percentage
0	Don't know, can't say	376	23.6%
1	Conservative	24	1.5%
2		97	6.1%
3		192	12.0%
4		265	16.6%
5		318	19.9%
6		191	12.0%



















<b># var211: DLF on the radical-conservative scale</b>			
Value	Label	Cases	Percentage
7		89	5.6%
8		29	1.8%
9	Radical	15	0.9%
<i>Warning: these figures indicate the number of cases found in the data file. They cannot be interpreted as summary statistics of the population of interest.</i>			
<b># var212: RV on the radical-conservative scale</b>			
<b>Information</b>	[Type= discrete] [Format=numeric] [Range= 0-9] [Missing=*]		
<b>Statistics [NW/ W]</b>	[Valid=1596 /-] [Invalid=0 /-]		
<b>Literal question</b>	Where will you place the various parties on this scale ... ... H. RV (Red electoral alliance).		
<b>Interviewer's instructions</b>	Nevn hvert av partiene nedenfor og merk av svartallet i ruten til venstre.		
<b>Concepts</b>	Political party policies, Political attitudes		
Value	Label	Cases	Percentage
0	Don't know, can't say	270	16.9%
1	Conservative	39	2.4%
2		21	1.3%
3		7	0.4%
4		6	0.4%
5		13	0.8%
6		16	1.0%
7		38	2.4%
8		203	12.7%
9	Radical	983	61.6%
<i>Warning: these figures indicate the number of cases found in the data file. They cannot be interpreted as summary statistics of the population of interest.</i>			
<b># var213: KrF on the radical-conservative scale</b>			
<b>Information</b>	[Type= discrete] [Format=numeric] [Range= 0-9] [Missing=*]		
<b>Statistics [NW/ W]</b>	[Valid=1596 /-] [Invalid=0 /-]		
<b>Literal question</b>	Where will you place the various parties on this scale ... ... I. KrF (The christian democratic party).		
<b>Interviewer's instructions</b>	Nevn hvert av partiene nedenfor og merk av svartallet i ruten til venstre.		
<b>Concepts</b>	Political party policies, Political attitudes		
Value	Label	Cases	Percentage
0	Don't know, can't say	245	15.4%
1	Conservative	86	5.4%
2		237	14.8%
3		373	23.4%
4		298	18.7%
5		245	15.4%
6		59	3.7%
7		30	1.9%
8		13	0.8%
9	Radical	10	0.6%
<i>Warning: these figures indicate the number of cases found in the data file. They cannot be interpreted as summary statistics of the population of interest.</i>			

<b># var214: SV on the radical-conservative scale</b>			
<b>Information</b>	[Type= discrete] [Format=numeric] [Range= 0-9] [Missing=*]		
<b>Statistics [NW/ W]</b>	[Valid=1596 /-] [Invalid=0 /-]		
<b>Literal question</b>	Where will you place the various parties on this scale ... ... J. SV (The socialist left party).		
<b>Interviewer's instructions</b>	Nevn hvert av partiene nedenfor og merk av svartallet i ruten til venstre.		
<b>Concepts</b>	Political party policies, Political attitudes		
<b>Value</b>	<b>Label</b>	<b>Cases</b>	<b>Percentage</b>
0	Dont know, can't say	256	16.0%
1	Conservative	11	0.7%
2		16	1.0%
3		24	1.5%
4		24	1.5%
5		45	2.8%
6		97	6.1%
7		424	26.6%
8		542	34.0%
9	Radical	157	9.8%
<i>Warning: these figures indicate the number of cases found in the data file. They cannot be interpreted as summary statistics of the population of interest.</i>			
<b># var215: The governing waste tax money?</b>			
<b>Information</b>	[Type= discrete] [Format=numeric] [Range= 1-8] [Missing=*]		
<b>Statistics [NW/ W]</b>	[Valid=1596 /-] [Invalid=0 /-]		
<b>Literal question</b>	Do you think that those managing waste a large portion of the money we pay in taxes, they waste out some of it, or do they in reality waste very little of the money?		
<b>Concepts</b>	Political attitudes		
<b>Value</b>	<b>Label</b>	<b>Cases</b>	<b>Percentage</b>
1	A large portion	397	24.9%
2	They waste some of it	921	57.7%
3	They waste very little	207	13.0%
8	Don't know, won't answer	71	4.4%
<i>Warning: these figures indicate the number of cases found in the data file. They cannot be interpreted as summary statistics of the population of interest.</i>			
<b># var216: Do the politic. know what they do?</b>			
<b>Information</b>	[Type= discrete] [Format=numeric] [Range= 1-8] [Missing=*]		
<b>Statistics [NW/ W]</b>	[Valid=1596 /-] [Invalid=0 /-]		
<b>Literal question</b>	Do you feel that most Norwegian politicians are skilled people who usually know what they are doing, or do you think that many of them have little knowledge of the issues they are set to manage?		
<b>Concepts</b>	Political attitudes		
<b>Value</b>	<b>Label</b>	<b>Cases</b>	<b>Percentage</b>
1	Most know what they are doing	1083	67.9%
2	Many have little knowledge about what htye are doing	436	27.3%
8	Don't know, won't answer	77	4.8%
<i>Warning: these figures indicate the number of cases found in the data file. They cannot be interpreted as summary statistics of the population of interest.</i>			
<b># var217: Are politicians trustworthy?</b>			
<b>Information</b>	[Type= discrete] [Format=numeric] [Range= 1-8] [Missing=*]		

<b># var217: Are politicians trustworthy?</b>			
<b>Statistics [NW/ W]</b>	[Valid=1596 /-] [Invalid=0 /-]		
<b>Literal question</b>	Do you think that most of our politicians are trustworthy, that politicians are mostly trustworthy, or few Norwegian politicians are trustworthy?		
<b>Concepts</b>	Political attitudes		
<b>Value</b>	<b>Label</b>	<b>Cases</b>	<b>Percentage</b>
1	Most are trustworthy	475	29.8%
2	Mostly trustworthy	891	55.8%
3	Few are trustworthy	178	11.2%
8	Don't know, won't answer	52	3.3%
<i>Warning: these figures indicate the number of cases found in the data file. They cannot be interpreted as summary statistics of the population of interest.</i>			
<b># var218: Are you satisfied with democracy?</b>			
<b>Information</b>	[Type= discrete] [Format=numeric] [Range= 1-8] [Missing=*]		
<b>Statistics [NW/ W]</b>	[Valid=1596 /-] [Invalid=0 /-]		
<b>Literal question</b>	How do you see the way democracy works in here in the country? Would you say that you generally are very satisfied, fairly satisfied, not very satisfied or not at all satisfied?		
<b>Concepts</b>	Political attitudes		
<b>Value</b>	<b>Label</b>	<b>Cases</b>	<b>Percentage</b>
1	Very satisfied	322	20.2%
2	Fairly satisfied	1079	67.6%
3	Not very satisfied	139	8.7%
4	Not at all satisfied	13	0.8%
8	Don't know	43	2.7%
<i>Warning: these figures indicate the number of cases found in the data file. They cannot be interpreted as summary statistics of the population of interest.</i>			
<b># var219: Organisations have too much power</b>			
<b>Information</b>	[Type= discrete] [Format=numeric] [Range= 1-8] [Missing=*]		
<b>Statistics [NW/ W]</b>	[Valid=1596 /-] [Invalid=0 /-]		
<b>Pre-question</b>	We will now return to some opinions that people like to express.		
<b>Literal question</b>	Will you again for each statement I read up say whether you agree or disagree ... ... A. The large organizations in business and industry possess too much power in society.		
<b>Concepts</b>	Political attitudes		
<b>Value</b>	<b>Label</b>	<b>Cases</b>	<b>Percentage</b>
1	Strongly agree	552	34.6%
2	Agree	497	31.1%
3	Either or	93	5.8%
4	Disagree	239	15.0%
5	Strongly disagree	111	7.0%
8	Don't know, won't answer	104	6.5%
<i>Warning: these figures indicate the number of cases found in the data file. They cannot be interpreted as summary statistics of the population of interest.</i>			
<b># var220: People should keep opinions to themselves</b>			
<b>Information</b>	[Type= discrete] [Format=numeric] [Range= 1-8] [Missing=*]		
<b>Statistics [NW/ W]</b>	[Valid=1596 /-] [Invalid=0 /-]		
<b>Literal question</b>	Will you again for each statement I read up say whether you agree or disagree ...		

<b># var220: People should keep opinions to themselves</b>			
	... B. People should keep their political opinions to themselves - it only leads to trouble if one tells everyone where one stands.		
<b>Concepts</b>	Political attitudes		
<b>Value</b>	<b>Label</b>	<b>Cases</b>	<b>Percentage</b>
1	Strongly agree	161	10.1%
2	Agree	208	13.0%
3	Either or	100	6.3%
4	Disagree	443	27.8%
5	Strongly disagree	626	39.2%
8	Don't know, won't answer	58	3.6%
<i>Warning: these figures indicate the number of cases found in the data file. They cannot be interpreted as summary statistics of the population of interest.</i>			
<b># var221: Take care of the natural resources for descendants</b>			
<b>Information</b>	[Type= discrete] [Format=numeric] [Range= 1-8] [Missing=*]		
<b>Statistics [NW/ W]</b>	[Valid=1596 /-] [Invalid=0 /-]		
<b>Literal question</b>	Will you again for each statement I read up say whether you agree or disagree ...  ... C. We need to take better care of the natural resources in the interests of future generations.		
<b>Concepts</b>	Political attitudes		
<b>Value</b>	<b>Label</b>	<b>Cases</b>	<b>Percentage</b>
1	Strongly agree	951	59.6%
2	Agree	459	28.8%
3	Either or	79	4.9%
4	Disagree	57	3.6%
5	Strongly disagree	17	1.1%
8	Don't know, won't answer	33	2.1%
<i>Warning: these figures indicate the number of cases found in the data file. They cannot be interpreted as summary statistics of the population of interest.</i>			
<b># var222: Together with other parties shut up.</b>			
<b>Information</b>	[Type= discrete] [Format=numeric] [Range= 1-8] [Missing=*]		
<b>Statistics [NW/ W]</b>	[Valid=1596 /-] [Invalid=0 /-]		
<b>Literal question</b>	Will you again for each statement I read up say whether you agree or disagree ...  ... D. When you get together with people one knows sympathize with another party than oneself, it's almost always best to avoid all talk of politics.		
<b>Concepts</b>	Political attitudes		
<b>Value</b>	<b>Label</b>	<b>Cases</b>	<b>Percentage</b>
1	Strongly agree	369	23.1%
2	Agree	290	18.2%
3	Either or	133	8.3%
4	Disagree	385	24.1%
5	Strongly disagree	368	23.1%
8	Don't know, won't answer	51	3.2%
<i>Warning: these figures indicate the number of cases found in the data file. They cannot be interpreted as summary statistics of the population of interest.</i>			
<b># var223: Statoil is too powerful</b>			
<b>Information</b>	[Type= discrete] [Format=numeric] [Range= 1-8] [Missing=*]		
<b>Statistics [NW/ W]</b>	[Valid=1596 /-] [Invalid=0 /-]		



<b># var223: Statoil is too powerfull</b>			
<b>Literal question</b>	Will you again for each statement I read up say whether you agree or disagree ... ... E. The state oil company, Statoil, has become too powerful and should be on equal footing with the private companies.		
<b>Concepts</b>	Political attitudes		
<b>Value</b>	<b>Label</b>	<b>Cases</b>	<b>Percentage</b>
1	Strongly agree	399	 25.0%
2	Agree	365	 22.9%
3	Either or	72	 4.5%
4	Disagree	229	 14.3%
5	Strongly disagree	259	 16.2%
8	Don't know, won't answer	272	 17.0%
<i>Warning: these figures indicate the number of cases found in the data file. They cannot be interpreted as summary statistics of the population of interest.</i>			
<b># var224: Focus on strong econ. growth and high prod.</b>			
<b>Information</b>	[Type= discrete] [Format=numeric] [Range= 1-8] [Missing=*]		
<b>Statistics [NW/ W]</b>	[Valid=1596 /-] [Invalid=0 /-]		
<b>Literal question</b>	Will you again for each statement I read up say whether you agree or disagree ... ... F. We should aim for a society with high economic growth and high productivity.		
<b>Concepts</b>	Political attitudes		
<b>Value</b>	<b>Label</b>	<b>Cases</b>	<b>Percentage</b>
1	Strongly agree	632	 39.6%
2	Agree	504	 31.6%
3	Either or	117	 7.3%
4	Disagree	173	 10.8%
5	Strongly disagree	69	 4.3%
8	Don't know, won't answer	101	 6.3%
<i>Warning: these figures indicate the number of cases found in the data file. They cannot be interpreted as summary statistics of the population of interest.</i>			
<b># var225: Add emphasis on the shared, not contradictions.</b>			
<b>Information</b>	[Type= discrete] [Format=numeric] [Range= 1-8] [Missing=*]		
<b>Statistics [NW/ W]</b>	[Valid=1596 /-] [Invalid=0 /-]		
<b>Literal question</b>	Will you again for each statement I read up say whether you agree or disagree ... ... G. It would be far better if people stopped talking about the contradictions between the parties and rather underlined all that they agree on.		
<b>Concepts</b>	Political attitudes		
<b>Value</b>	<b>Label</b>	<b>Cases</b>	<b>Percentage</b>
1	Strongly agree	477	 29.9%
2	Agree	446	 27.9%
3	Either or	129	 8.1%
4	Disagree	268	 16.8%
5	Strongly disagree	172	 10.8%
8	Don't know, won't answer	104	 6.5%
<i>Warning: these figures indicate the number of cases found in the data file. They cannot be interpreted as summary statistics of the population of interest.</i>			
<b># var226: How should the working hours be?</b>			
<b>Information</b>	[Type= discrete] [Format=numeric] [Range= 1-8] [Missing=*]		

<b># var226: How should the working hours be?</b>			
<b>Statistics [NW/ W]</b>	[Valid=1596 /-] [Invalid=0 /-]		
<b>Literal question</b>	Then we go to the question of the reduction of working time. Do you mean that working hours should be reduced or should it be like today?		
<b>Concepts</b>	Political attitudes		
<b>Value</b>	<b>Label</b>	<b>Cases</b>	<b>Percentage</b>
1	Should be reduced	307	19.2%
2	Should be like today	1267	79.4%
8	Don't know	22	1.4%
<i>Warning: these figures indicate the number of cases found in the data file. They cannot be interpreted as summary statistics of the population of interest.</i>			
<b># var227: What kind of reduction?</b>			
<b>Information</b>	[Type= discrete] [Format=numeric] [Range= 1-9] [Missing=*]		
<b>Statistics [NW/ W]</b>	[Valid=1596 /-] [Invalid=0 /-]		
<b>Literal question</b>	How should the reduction be made: should the working day be shortened or should we get extended vacation?		
<b>Interviewer's instructions</b>	Dersom svart 'reduseres' i spm. var226.		
<b>Concepts</b>	Political attitudes		
<b>Value</b>	<b>Label</b>	<b>Cases</b>	<b>Percentage</b>
1	Shorter working day	175	11.0%
2	Longer vacation	87	5.5%
5	Other answer, specify	19	1.2%
6	Other answer	14	0.9%
7	Other answer	9	0.6%
8	Don't know	3	0.2%
9	R irrelevant	1289	80.8%
<i>Warning: these figures indicate the number of cases found in the data file. They cannot be interpreted as summary statistics of the population of interest.</i>			
<b># var228: Opinion on wage drift question?</b>			
<b>Information</b>	[Type= discrete] [Format=numeric] [Range= 1-8] [Missing=*]		
<b>Statistics [NW/ W]</b>	[Valid=1596 /-] [Invalid=0 /-]		
<b>Literal question</b>	It has recently set an upper limit on wage drift, ie the wage growth that takes place during the period of the agreement. Many regard this decision as a threat to the freedom of the right to negotiate, while others see it as a necessary means to ensure low-income groups' position. Is this a question you have an opinion about?		
<b>Concepts</b>	Political attitudes		
<b>Value</b>	<b>Label</b>	<b>Cases</b>	<b>Percentage</b>
1	Yes	915	57.3%
2	No	677	42.4%
8	Don't know, don't remember	4	0.3%
<i>Warning: these figures indicate the number of cases found in the data file. They cannot be interpreted as summary statistics of the population of interest.</i>			
<b># var229: Assessment of maximum wage</b>			
<b>Information</b>	[Type= discrete] [Format=numeric] [Range= 1-9] [Missing=*]		
<b>Statistics [NW/ W]</b>	[Valid=1596 /-] [Invalid=0 /-]		
<b>Literal question</b>	What is your view, you see the maximum wage as a threat to the right to negotiate, or as a necessary means to ensure low-income groups' position?		
<b>Concepts</b>	Political attitudes		
<b>Value</b>	<b>Label</b>	<b>Cases</b>	<b>Percentage</b>
1	Maximum wage is a threat against free wage negotiation	216	13.5%

<b># var229: Assessment of maximum wage</b>			
<b>Value</b>	<b>Label</b>	<b>Cases</b>	<b>Percentage</b>
2	Either or, in doubt	0	
3	Either or	104	6.5%
5	Maximum wage is necessary to ensure low-income groups	579	36.3%
8	Don't know, can't say	15	0.9%
9	R irrelevant	682	42.7%
<i>Warning: these figures indicate the number of cases found in the data file. They cannot be interpreted as summary statistics of the population of interest.</i>			
<b># var231: Most important matter in society</b>			
<b>Information</b>	[Type= discrete] [Format=numeric] [Range= 1-9] [Missing=*]		
<b>Statistics [NW/ W]</b>	[Valid=1596 /-] [Invalid=0 /-]		
<b>Literal question</b>	I would like to hear what matters you think is most important in today's society. Which of the issue areas on this card do you think is most important. Which is the second most important? And what is the third most important ...  ... A. Most important.		
<b>Concepts</b>	Political attitudes		
<b>Value</b>	<b>Label</b>	<b>Cases</b>	<b>Percentage</b>
1	Questions regarding taxes and government fees	627	39.3%
2	Questions regarding the Christian faith and morals	163	10.2%
3	Questions about the nature and environmental protection	150	9.4%
4	Defence and Foreign Policy	252	15.8%
5	Equality between women and men	84	5.3%
6	Questions about public control and management of business	191	12.0%
7	R has not rated any of these issue areas, don't know, won't answer	129	8.1%
8	R has only rated one of these issue areas	0	
9	R has rated only two of these issue areas	0	
<i>Warning: these figures indicate the number of cases found in the data file. They cannot be interpreted as summary statistics of the population of interest.</i>			
<b># var232: Second most important matter in society</b>			
<b>Information</b>	[Type= discrete] [Format=numeric] [Range= 1-9] [Missing=*]		
<b>Statistics [NW/ W]</b>	[Valid=1596 /-] [Invalid=0 /-]		
<b>Literal question</b>	I would like to hear what matters you think is most important in today's society. Which of the issue areas on this card do you think is most important. Which is the second most important? And what is the third most important ...  ... B. Second most important.		
<b>Concepts</b>	Political attitudes		
<b>Value</b>	<b>Label</b>	<b>Cases</b>	<b>Percentage</b>
1	Questions regarding taxes and government fees	276	17.3%
2	Questions regarding the Christian faith and morals	101	6.3%
3	Questions about the nature and environmental protection	309	19.4%
4	Defence and Foreign Policy	335	21.0%
5	Equality between women and men	137	8.6%
6	Questions about public control and management of business	262	16.4%
7	R has not rated any of these issue areas, don't know, won't answer	0	
8	R has only rated one of these issue areas	47	2.9%
9	R has rated only two of these issue areas	129	8.1%
<i>Warning: these figures indicate the number of cases found in the data file. They cannot be interpreted as summary statistics of the population of interest.</i>			

<b># var233: Third most important matter in society</b>			
<b>Information</b>	[Type= discrete] [Format=numeric] [Range= 1-9] [Missing=*]		
<b>Statistics [NW/ W]</b>	[Valid=1596 /-] [Invalid=0 /-]		
<b>Literal question</b>	I would like to hear what matters you think is most important in today's society. Which of the issue areas on this card do you think is most important. Which is the second most important? And what is the third most important ...  ... C. Third most important.		
<b>Concepts</b>	Political attitudes		
<b>Value</b>	<b>Label</b>	<b>Cases</b>	<b>Percentage</b>
1	Questions regarding taxes and government fees	210	13.2%
2	Questions regarding the Christian faith and morals	98	6.1%
3	Questions about the nature and environmental protection	268	16.8%
4	Defence and Foreign Policy	290	18.2%
5	Equality between women and men	221	13.8%
6	Questions about public control and management of business	251	15.7%
7	R has not rated any of these issue areas, don't know, won't answer	0	
8	R has only rated one of these issue areas	177	11.1%
9	R has rated only two of these issue areas	81	5.1%
<i>Warning: these figures indicate the number of cases found in the data file. They cannot be interpreted as summary statistics of the population of interest.</i>			
<b># var234: How often discussed politics?</b>			
<b>Information</b>	[Type= discrete] [Format=numeric] [Range= 1-8] [Missing=*]		
<b>Statistics [NW/ W]</b>	[Valid=1596 /-] [Invalid=0 /-]		
<b>Pre-question</b>	We would like to hear if you have participated in political discussions or conversations before the election this year.		
<b>Literal question</b>	How often do you talk about the election in the family or with friends and acquaintances. Would you say daily, a few times a week, rarely or never?		
<b>Concepts</b>	Political interest		
<b>Value</b>	<b>Label</b>	<b>Cases</b>	<b>Percentage</b>
1	Daily	452	28.3%
2	A couple of times a week	472	29.6%
3	Rarely	391	24.5%
4	Never	271	17.0%
8	Don't remember, can't say	10	0.6%
<i>Warning: these figures indicate the number of cases found in the data file. They cannot be interpreted as summary statistics of the population of interest.</i>			
<b># var235: Been influenced by other party elections</b>			
<b>Information</b>	[Type= discrete] [Format=numeric] [Range= 1-9] [Missing=*]		
<b>Statistics [NW/ W]</b>	[Valid=1596 /-] [Invalid=0 /-]		
<b>Literal question</b>	Was there anyone you talked to who tried to get you to vote for a particular party?		
<b>Concepts</b>	Political interest		
<b>Value</b>	<b>Label</b>	<b>Cases</b>	<b>Percentage</b>
1	Yes	363	22.7%
5	No	947	59.3%
8	Don't remember, can't say	2	0.1%
9	R irrelevant	284	17.8%
<i>Warning: these figures indicate the number of cases found in the data file. They cannot be interpreted as summary statistics of the population of interest.</i>			

<b># var236: Have you tried influence?</b>			
<b>Information</b>	[Type= discrete] [Format=numeric] [Range= 1-9] [Missing=*]		
<b>Statistics [NW/ W]</b>	[Valid=1596 /-] [Invalid=0 /-]		
<b>Literal question</b>	Was the other way around, did you try to get someone to vote for a particular party?		
<b>Concepts</b>	Political interest		
<b>Value</b>	<b>Label</b>	<b>Cases</b>	<b>Percentage</b>
1	Yes	269	16.9%
5	No	1037	65.0%
8	Don't remember, can't say	4	0.3%
9	R irrelevant	286	17.9%
<i>Warning: these figures indicate the number of cases found in the data file. They cannot be interpreted as summary statistics of the population of interest.</i>			
<b># var237: What do you do when politics are discussed</b>			
<b>Information</b>	[Type= discrete] [Format=numeric] [Range= 1-8] [Missing=*]		
<b>Statistics [NW/ W]</b>	[Valid=1596 /-] [Invalid=0 /-]		
<b>Literal question</b>	If you are visiting and the conversation turns to politics, which of the descriptions on this card best suits yourself?		
<b>Concepts</b>	Political interest		
<b>Value</b>	<b>Label</b>	<b>Cases</b>	<b>Percentage</b>
1	I do not care about listening when people start talking about politics	105	6.6%
2	I'll probably listen, but not participate in the discussion	323	20.2%
3	It sometimes happens that I participate and say what I believe	778	48.7%
4	I usually participate in the situation and say my opinion	370	23.2%
8	Don't know	20	1.3%
<i>Warning: these figures indicate the number of cases found in the data file. They cannot be interpreted as summary statistics of the population of interest.</i>			
<b># var238: Do you speak about the issues the media takes up</b>			
<b>Information</b>	[Type= discrete] [Format=numeric] [Range= 1-8] [Missing=*]		
<b>Statistics [NW/ W]</b>	[Valid=1596 /-] [Invalid=0 /-]		
<b>Literal question</b>	The last weeks before the election, the media contains a lot of political stuff. Do you sometimes address the issues that have been discussed in the mass media in conversations and discussions with friends and acquaintances?		
<b>Concepts</b>	Political interest		
<b>Value</b>	<b>Label</b>	<b>Cases</b>	<b>Percentage</b>
1	Yes	1063	66.6%
2	No	527	33.0%
8	Don't know, can't remember	6	0.4%
<i>Warning: these figures indicate the number of cases found in the data file. They cannot be interpreted as summary statistics of the population of interest.</i>			
<b># var239: How often issues from mass media</b>			
<b>Information</b>	[Type= discrete] [Format=numeric] [Range= 1-9] [Missing=*]		
<b>Statistics [NW/ W]</b>	[Valid=1596 /-] [Invalid=0 /-]		
<b>Literal question</b>	How often do you bring up issues from newspapers, radio and TV. Would you say that it happens fairly often, occasionally, or only rarely?		
<b>Interviewer's instructions</b>	Stilles dersom IO svarte 'ja' i spm. var238.		
<b>Concepts</b>	Political interest		
<b>Value</b>	<b>Label</b>	<b>Cases</b>	<b>Percentage</b>
1	Fairly often	358	22.4%
2	Occasionally	540	33.8%

<b># var239: How often issues from mass media</b>			
Value	Label	Cases	Percentage
3	Rarely	160	10.0%
8	Don't know	1	0.1%
9	R irrelevant	537	33.6%
<i>Warning: these figures indicate the number of cases found in the data file. They cannot be interpreted as summary statistics of the population of interest.</i>			
<b># var240: Difficult to distinguish between parties</b>			
<b>Information</b>	[Type= discrete] [Format=numeric] [Range= 1-8] [Missing=*]		
<b>Statistics [NW/ W]</b>	[Valid=1596 /-] [Invalid=0 /-]		
<b>Literal question</b>	We have some more statements about politics. We use the same answers as before: completely agree, somewhat agree, somewhat disagree, and strongly disagree. Would you be so kind as to say what answer you give for each statement I read up ...  ... A. It is difficult to see where the important distinctions between the parties are.		
<b>Concepts</b>	Political parties, Political party policies		
Value	Label	Cases	Percentage
1	Completely agree	408	25.6%
2	Somewhat agree	641	40.2%
3	Either or	112	7.0%
4	Soemwhat disagree	242	15.2%
5	Completely disagree	147	9.2%
8	Don't know, won't answer	46	2.9%
<i>Warning: these figures indicate the number of cases found in the data file. They cannot be interpreted as summary statistics of the population of interest.</i>			
<b># var241: Increase pace development waterways</b>			
<b>Information</b>	[Type= discrete] [Format=numeric] [Range= 1-8] [Missing=*]		
<b>Statistics [NW/ W]</b>	[Valid=1596 /-] [Invalid=0 /-]		
<b>Literal question</b>	We have some more statements about politics. We use the same answers as before: completely agree, somewhat agree, somewhat disagree, and strongly disagree. Would you be so kind as to say what answer you give for each statement I read up ...  ... B. The pace of development of the waterways should be increased.		
<b>Concepts</b>	Political attitudes		
Value	Label	Cases	Percentage
1	Completely agree	193	12.1%
2	Somewhat agree	378	23.7%
3	Either or	155	9.7%
4	Somewhat disagree	458	28.7%
5	Completely disagree	285	17.9%
8	Don't know, won't answer	127	8.0%
<i>Warning: these figures indicate the number of cases found in the data file. They cannot be interpreted as summary statistics of the population of interest.</i>			
<b># var242: Politics not concern me</b>			
<b>Information</b>	[Type= discrete] [Format=numeric] [Range= 1-8] [Missing=*]		
<b>Statistics [NW/ W]</b>	[Valid=1596 /-] [Invalid=0 /-]		
<b>Literal question</b>	We have some more statements about politics. We use the same answers as before: completely agree, somewhat agree, somewhat disagree, and strongly disagree. Would you be so kind as to say what answer you give for each statement I read up ...  ... C. What happens in politics rarely have any significance for me.		

<b># var242: Politics not concern me</b>			
<b>Concepts</b>		Political attitudes	
<b>Value</b>	<b>Label</b>	<b>Cases</b>	<b>Percentage</b>
1	Completely agree	184	11.5%
2	Somewhat agree	338	21.2%
3	Either or	114	7.1%
4	Somewhat disagree	488	30.6%
5	Completely disagree	414	25.9%
8	Don't know, won't answer	58	3.6%
<i>Warning: these figures indicate the number of cases found in the data file. They cannot be interpreted as summary statistics of the population of interest.</i>			
<b># var243: Safe econ. growth dev. industry</b>			
<b>Information</b>		[Type= discrete] [Format=numeric] [Range= 1-8] [Missing=*]	
<b>Statistics [NW/ W]</b>		[Valid=1596 /-] [Invalid=0 /-]	
<b>Literal question</b>		<p>We have some more statements about politics. We use the same answers as before: completely agree, somewhat agree, somewhat disagree, and strongly disagree. Would you be so kind as to say what answer you give for each statement I read up ...</p> <p>... D. To safeguard economic growth, we need continued industrial development, even if this would come into conflict with nature conservation interests.</p>	
<b>Concepts</b>		Political attitudes	
<b>Value</b>	<b>Label</b>	<b>Cases</b>	<b>Percentage</b>
1	Completely agree	455	28.5%
2	Somewhat agree	609	38.2%
3	Either or	165	10.3%
4	Somewhat disagree	181	11.3%
5	Completely disagree	85	5.3%
8	Don't know, won't answer	101	6.3%
<i>Warning: these figures indicate the number of cases found in the data file. They cannot be interpreted as summary statistics of the population of interest.</i>			
<b># var244: Safe employment by state influence</b>			
<b>Information</b>		[Type= discrete] [Format=numeric] [Range= 1-8] [Missing=*]	
<b>Statistics [NW/ W]</b>		[Valid=1596 /-] [Invalid=0 /-]	
<b>Literal question</b>		<p>We have some more statements about politics. We use the same answers as before: completely agree, somewhat agree, somewhat disagree, and strongly disagree. Would you be so kind as to say what answer you give for each statement I read up ...</p> <p>... E. Full employment can be more easily secured if the state receives more influence over banks and corporate activities.</p>	
<b>Concepts</b>		Political attitudes	
<b>Value</b>	<b>Label</b>	<b>Cases</b>	<b>Percentage</b>
1	Completely agree	176	11.0%
2	Somewhat agree	266	16.7%
3	Either or	81	5.1%
4	Somewhat disagree	346	21.7%
5	Completely disagree	490	30.7%
8	Don't know, won't answer	237	14.8%
<i>Warning: these figures indicate the number of cases found in the data file. They cannot be interpreted as summary statistics of the population of interest.</i>			
<b># var245: Politics difficult for normal people</b>			
<b>Information</b>		[Type= discrete] [Format=numeric] [Range= 1-8] [Missing=*]	

<b># var245: Politics difficult for normal people</b>			
<b>Statistics [NW/ W]</b>	[Valid=1596 /-] [Invalid=0 /-]		
<b>Literal question</b>	<p>We have some more statements about politics. We use the same answers as before: completely agree, somewhat agree, somewhat disagree, and strongly disagree. Would you be so kind as to say what answer you give for each statement I read up ...</p> <p>... F. Politics is often so complex that ordinary people can not get into what it's about.</p>		
<b>Concepts</b>	Political attitudes		
<b>Value</b>	<b>Label</b>	<b>Cases</b>	<b>Percentage</b>
1	Completely agree	522	32.7%
2	Somewhat agree	539	33.8%
3	Either or	110	6.9%
4	Somewhat disagree	251	15.7%
5	Completely disagree	136	8.5%
8	Don't know, won't answer	38	2.4%
<i>Warning: these figures indicate the number of cases found in the data file. They cannot be interpreted as summary statistics of the population of interest.</i>			
<b># var246: If not control over banks and industry too much influ</b>			
<b>Information</b>	[Type= discrete] [Format=numeric] [Range= 1-8] [Missing=*]		
<b>Statistics [NW/ W]</b>	[Valid=1596 /-] [Invalid=0 /-]		
<b>Literal question</b>	<p>We have some more statements about politics. We use the same answers as before: completely agree, somewhat agree, somewhat disagree, and strongly disagree. Would you be so kind as to say what answer you give for each statement I read up ...</p> <p>... G. If society does not have the ability to control the private sector, then those who lead the banks and industry get too much influence.</p>		
<b>Concepts</b>	Political attitudes		
<b>Value</b>	<b>Label</b>	<b>Cases</b>	<b>Percentage</b>
1	Completely agree	318	19.9%
2	Somewhat agree	434	27.2%
3	Either or	95	6.0%
4	Somewhat disagree	315	19.7%
5	Completely disagree	223	14.0%
8	Don't know, won't say	211	13.2%
<i>Warning: these figures indicate the number of cases found in the data file. They cannot be interpreted as summary statistics of the population of interest.</i>			
<b># var247: Only vote to affect politics</b>			
<b>Information</b>	[Type= discrete] [Format=numeric] [Range= 1-8] [Missing=*]		
<b>Statistics [NW/ W]</b>	[Valid=1596 /-] [Invalid=0 /-]		
<b>Literal question</b>	<p>We have some more statements about politics. We use the same answers as before: completely agree, somewhat agree, somewhat disagree, and strongly disagree. Would you be so kind as to say what answer you give for each statement I read up ...</p> <p>... H. People like me can probably vote, but there is nothing else we can do to influence politics.</p>		
<b>Concepts</b>	Political attitudes		
<b>Value</b>	<b>Label</b>	<b>Cases</b>	<b>Percentage</b>
1	Completely agree	418	26.2%
2	Somewhat agree	375	23.5%
3	Either or	74	4.6%
4	Somewhat disagree	366	22.9%
5	Completely disagree	297	18.6%



<b># var247: Only vote to affect politics</b>			
<b>Value</b>	<b>Label</b>	<b>Cases</b>	<b>Percentage</b>
8	Don't know, won't answer	66	4.1%
<i>Warning: these figures indicate the number of cases found in the data file. They cannot be interpreted as summary statistics of the population of interest.</i>			
<b># var248: Sympathy KrF</b>			
<b>Information</b>	[Type= discrete] [Format=numeric] [Range= 0-999] [Missing=*]		
<b>Statistics [NW/ W]</b>	[Valid=1596 /-] [Invalid=0 /-]		
<b>Literal question</b>	<p>We want to know how much or little you like the different parties. On this card is a scale that we call "sympathy thermometer". At 50-degrees-line position the parties that you neither like or dislike. A party that you like to have a location from 50 to 100 degrees. The better you like the party, the higher position. However, if it is a party you do not like, it should be placed between 0 and 50 degrees, with 0 as the expression of at least sympathy ...</p> <p>... A. The christian democratic party.</p>		
<b>Concepts</b>	Political parties, Party identification		
<b>Value</b>	<b>Label</b>	<b>Cases</b>	<b>Percentage</b>
0	Strong dislike	152	9.5%
1		1	0.1%
4		1	0.1%
5		3	0.2%
10		115	7.2%
15		1	0.1%
20		127	8.0%
30		123	7.7%
35		2	0.1%
40		158	9.9%
45		1	0.1%
50	Indifferent	391	24.5%
60		170	10.7%
70		108	6.8%
75		1	0.1%
80		69	4.3%
85		1	0.1%
90		48	3.0%
95		1	0.1%
100	Like a lot	62	3.9%
999	Unanswered	61	3.8%
<i>Warning: these figures indicate the number of cases found in the data file. They cannot be interpreted as summary statistics of the population of interest.</i>			
<b># var251: Sympathy V</b>			
<b>Information</b>	[Type= discrete] [Format=numeric] [Range= 0-999] [Missing=*]		
<b>Statistics [NW/ W]</b>	[Valid=1596 /-] [Invalid=0 /-]		
<b>Literal question</b>	<p>We want to know how much or little you like the different parties. On this card is a scale that we call "sympathy thermometer". At 50-degrees-line position the parties that you neither like or dislike. A party that you like to have a location from 50 to 100 degrees. The better you like the party, the higher position. However, if it is a party you do not like, it should be placed between 0 and 50 degrees, with 0 as the expression of at least sympathy ...</p> <p>... B. The liberal party.</p>		
<b>Concepts</b>	Political parties, Party identification		

# var251: Sympathy V

Value	Label	Cases	Percentage
0	Strong dislike	38	2.4%
1		1	0.1%
2		2	0.1%
6		1	0.1%
10		54	3.4%
15		2	0.1%
20		97	6.1%
25		3	0.2%
30		181	11.3%
40		247	15.5%
49		1	0.1%
50	Indifferent	453	28.4%
60		223	14.0%
65		1	0.1%
70		123	7.7%
75		3	0.2%
80		56	3.5%
90		23	1.4%
95		1	0.1%
100	Like a lot	18	1.1%
999	Unanswered	68	4.3%

*Warning: these figures indicate the number of cases found in the data file. They cannot be interpreted as summary statistics of the population of interest.*

# var254: Sympathy Sp			
Information		[Type= discrete] [Format=numeric] [Range= 0-999] [Missing=*]	
Statistics [NW/ W]		[Valid=1596 /-] [Invalid=0 /-]	
Literal question		<p>We want to know how much or little you like the different parties. On this card is a scale that we call "sympathy thermometer". At 50-degrees-line position the parties that you neither like or dislike. A party that you like to have a location from 50 to 100 degrees. The better you like the party, the higher position. However, if it is a party you do not like, it should be placed between 0 and 50 degrees, with 0 as the expression of at least sympathy ...</p> <p>... C. The centre (agrarian) party.</p>	
Concepts		Political parties, Party identification	
Value	Label	Cases	Percentage
0	Strong dislike	18	1.1%
4		1	0.1%
7		1	0.1%
10		39	2.4%
15		1	0.1%
20		79	4.9%
25		1	0.1%
30		139	8.7%
35		1	0.1%
40		228	14.3%
45		1	0.1%
48		1	0.1%
50	Indifferent	425	26.6%
51		1	0.1%
55		1	0.1%
60		243	15.2%
65		3	0.2%
70		173	10.8%
75		1	0.1%
80		93	5.8%
90		51	3.2%
100	Like a lot	29	1.8%
999	Unanswered	66	4.1%
<i>Warning: these figures indicate the number of cases found in the data file. They cannot be interpreted as summary statistics of the population of interest.</i>			
# var257: Sympathy SV			
Information		[Type= discrete] [Format=numeric] [Range= 0-999] [Missing=*]	
Statistics [NW/ W]		[Valid=1596 /-] [Invalid=0 /-]	
Literal question		<p>We want to know how much or little you like the different parties. On this card is a scale that we call "sympathy thermometer". At 50-degrees-line position the parties that you neither like or dislike. A party that you like to have a location from 50 to 100 degrees. The better you like the party, the higher position. However, if it is a party you do not like, it should be placed between 0 and 50 degrees, with 0 as the expression of at least sympathy ...</p> <p>... D. The socialist left party.</p>	
Concepts		Political parties, Party identification	
Value	Label	Cases	Percentage
0	Strong dislike	200	12.5%
3		1	0.1%

### # var257: Sympathy SV

Value	Label	Cases	Percentage
5		2	0.1%
10		206	12.9%
15		2	0.1%
20		209	13.1%
25		2	0.1%
30		212	13.3%
40		148	9.3%
45		1	0.1%
50	Indifferent	209	13.1%
51		1	0.1%
55		1	0.1%
60		119	7.5%
70		99	6.2%
75		1	0.1%
80		72	4.5%
85		1	0.1%
90		25	1.6%
100	Like a lot	16	1.0%
999	Unanswered	69	4.3%

Warning: these figures indicate the number of cases found in the data file. They cannot be interpreted as summary statistics of the population of interest.

### # var260: Sympathy H

<b>Information</b>	[Type= discrete] [Format=numeric] [Range= 0-999] [Missing=*]
<b>Statistics [NW/ W]</b>	[Valid=1596 /-] [Invalid=0 /-]
<b>Literal question</b>	<p>We want to know how much or little you like the different parties. On this card is a scale that we call "sympathy thermometer". At 50-degrees-line position the parties that you neither like or dislike. A party that you like to have a location from 50 to 100 degrees. The better you like the party, the higher position. However, if it is a party you do not like, it should be placed between 0 and 50 degrees, with 0 as the expression of at least sympathy ...</p> <p>... E. The conservative party.</p>
<b>Concepts</b>	Political parties, Party identification

Value	Label	Cases	Percentage
0	Strong dislike	85	5.3%
5		1	0.1%
10		89	5.6%
20		81	5.1%
25		2	0.1%
30		96	6.0%
40		103	6.5%
45		1	0.1%
50	Indifferent	202	12.7%
52		1	0.1%
60		154	9.6%
65		1	0.1%
70		187	11.7%
75		1	0.1%
80		199	12.5%

# var260: Sympathy H			
Value	Label	Cases	Percentage
85		2	0.1%
90		178	11.2%
95		3	0.2%
100	Like a lot	145	9.1%
999	Unanswered	65	4.1%

Warning: these figures indicate the number of cases found in the data file. They cannot be interpreted as summary statistics of the population of interest.

# var263: Sympathy DNA	
<b>Information</b>	[Type= discrete] [Format=numeric] [Range= 0-999] [Missing=*]
<b>Statistics [NW/ W]</b>	[Valid=1596 /-] [Invalid=0 /-]
<b>Literal question</b>	<p>We want to know how much or little you like the different parties. On this card is a scale that we call "sympathy thermometer". At 50-degrees-line position the parties that you neither like or dislike. A party that you like to have a location from 50 to 100 degrees. The better you like the party, the higher position. However, if it is a party you do not like, it should be placed between 0 and 50 degrees, with 0 as the expression of at least sympathy ...</p> <p>... F. The norwegian labour party.</p>
<b>Concepts</b>	Political parties, Party identification

Value	Label	Cases	Percentage
0	Strong dislike	20	1.3%
10		37	2.3%
20		57	3.6%
25		1	0.1%
26		1	0.1%
30		118	7.4%
35		1	0.1%
40		183	11.5%
45		2	0.1%
50	Indifferent	247	15.5%
55		1	0.1%
60		169	10.6%
65		1	0.1%
70		183	11.5%
75		1	0.1%
80		152	9.5%
87		1	0.1%
90		162	10.2%
95		1	0.1%
100	Like a lot	201	12.6%
999	Unanswered	57	3.6%

Warning: these figures indicate the number of cases found in the data file. They cannot be interpreted as summary statistics of the population of interest.

# var266: Sympathy FrP	
<b>Information</b>	[Type= discrete] [Format=numeric] [Range= 0-999] [Missing=*]
<b>Statistics [NW/ W]</b>	[Valid=1596 /-] [Invalid=0 /-]
<b>Literal question</b>	<p>We want to know how much or little you like the different parties. On this card is a scale that we call "sympathy thermometer". At 50-degrees-line position the parties that you neither like or dislike. A party that you like to have a location from 50 to 100 degrees. The better you like the party, the higher position. However, if it is a party you do not like, it should be placed between 0 and 50 degrees, with 0 as the expression of at least sympathy ...</p>

# var266: Sympathy FrP			
		... G. The progress party.	
<b>Concepts</b>		Political parties, Party identification	
Value	Label	Cases	Percentage
0	Strong dislike	338	21.2%
1		1	0.1%
4		1	0.1%
5		1	0.1%
10		159	10.0%
15		1	0.1%
20		135	8.5%
25		3	0.2%
30		125	7.8%
35		1	0.1%
40		121	7.6%
45		1	0.1%
50	Indifferent	242	15.2%
55		2	0.1%
60		114	7.1%
70		119	7.5%
75		1	0.1%
80		81	5.1%
85		1	0.1%
90		51	3.2%
95		1	0.1%
100	Like a lot	30	1.9%
999	Unanswered	67	4.2%
<i>Warning: these figures indicate the number of cases found in the data file. They cannot be interpreted as summary statistics of the population of interest.</i>			
# var269: Sympathy other			
<b>Information</b>		[Type= discrete] [Format=numeric] [Range= 0-999] [Missing=*]	
<b>Statistics [NW/ W]</b>		[Valid=1596 /-] [Invalid=0 /-]	
<b>Literal question</b>		<p>We want to know how much or little you like the different parties. On this card is a scale that we call "sympathy thermometer". At 50-degrees-line position the parties that you neither like or dislike. A party that you like to have a location from 50 to 100 degrees. The better you like the party, the higher position. However, if it is a party you do not like, it should be placed between 0 and 50 degrees, with 0 as the expression of at least sympathy ...</p> <p>... H. Other, specify.</p>	
<b>Concepts</b>		Political parties, Party identification	
Value	Label	Cases	Percentage
0	Strong dislike	315	19.7%
1		1	0.1%
8		1	0.1%
10		41	2.6%
20		18	1.1%
30		8	0.5%
40		1	0.1%
50	Indifferent	18	1.1%

### # var269: Sympathy other

Value	Label	Cases	Percentage
60		5	0.3%
70		8	0.5%
80		7	0.4%
90		3	0.2%
100	Like a lot	3	0.2%
999	Unanswered	1167	73.1%

*Warning: these figures indicate the number of cases found in the data file. They cannot be interpreted as summary statistics of the population of interest.*

### # var272: Sympathy Johan J. Jakobsen

<b>Information</b>	[Type= discrete] [Format=numeric] [Range= 0-999] [Missing=*]
<b>Statistics [NW/ W]</b>	[Valid=1596 /-] [Invalid=0 /-]
<b>Literal question</b>	Likewise, I would like to hear how you look at some of our political leaders. Here we also use the "sympathy thermometer" that goes from 0 to 100 Which location would you give ...  ... A. Johan J. Jakobsen
<b>Concepts</b>	Political parties, Party identification

Value	Label	Cases	Percentage
0	Strong dislike	24	1.5%
6		1	0.1%
10		27	1.7%
15		1	0.1%
20		68	4.3%
30		85	5.3%
40		145	9.1%
45		1	0.1%
50	Indifferent	487	30.5%
55		1	0.1%
60		247	15.5%
70		180	11.3%
75		1	0.1%
80		136	8.5%
90		57	3.6%
100	Like a lot	43	2.7%
999	Unanswered	92	5.8%

*Warning: these figures indicate the number of cases found in the data file. They cannot be interpreted as summary statistics of the population of interest.*

### # var275: Sympathy Gro Harlem Brundtland

<b>Information</b>	[Type= discrete] [Format=numeric] [Range= 0-999] [Missing=*]
<b>Statistics [NW/ W]</b>	[Valid=1596 /-] [Invalid=0 /-]
<b>Literal question</b>	Likewise, I would like to hear how you look at some of our political leaders. Here we also use the "sympathy thermometer" that goes from 0 to 100 Which location would you give ...  ... B. Gro Harlem Brundtland
<b>Concepts</b>	Political parties, Party identification

Value	Label	Cases	Percentage
0	Strong dislike	46	2.9%
5		3	0.2%

### # var275: Sympathy Gro Harlem Brundtland

Value	Label	Cases	Percentage
10		57	3.6%
20		77	4.8%
25		2	0.1%
30		142	8.9%
40		152	9.5%
50	Indifferent	238	14.9%
51		1	0.1%
60		168	10.5%
65		1	0.1%
70		181	11.3%
75		2	0.1%
80		170	10.7%
90		124	7.8%
95		1	0.1%
100	Like a lot	157	9.8%
999	Unanswered	74	4.6%

Warning: these figures indicate the number of cases found in the data file. They cannot be interpreted as summary statistics of the population of interest.

### # var278: Sympathy Kåre Kristiansen

<b>Information</b>	[Type= discrete] [Format=numeric] [Range= 0-999] [Missing=*]
<b>Statistics [NW/ W]</b>	[Valid=1596 /-] [Invalid=0 /-]
<b>Literal question</b>	Likewise, I would like to hear how you look at some of our political leaders. Here we also use the "sympathy thermometer" that goes from 0 to 100 Which location would you give ...  ... C. Kåre Kristiansen
<b>Concepts</b>	Political parties, Party identification

Value	Label	Cases	Percentage
0	Strong dislike	111	7.0%
8		1	0.1%
10		91	5.7%
15		1	0.1%
20		111	7.0%
30		171	10.7%
35		1	0.1%
40		163	10.2%
45		1	0.1%
50	Indifferent	406	25.4%
60		173	10.8%
70		122	7.6%
75		2	0.1%
80		88	5.5%
90		46	2.9%
100	Like a lot	32	2.0%
999	Unanswered	76	4.8%

Warning: these figures indicate the number of cases found in the data file. They cannot be interpreted as summary statistics of the population of interest.



# var281: Sympathy Berge Furre	
<b>Information</b>	[Type= discrete] [Format=numeric] [Range= 0-999] [Missing=*]
<b>Statistics [NW/ W]</b>	[Valid=1596 /-] [Invalid=0 /-]
<b>Literal question</b>	Likewise, I would like to hear how you look at some of our political leaders. Here we also use the "sympathy thermometer" that goes from 0 to 100 Which location would you give ...  ... D. Berge Furre
<b>Concepts</b>	Political parties, Party identification

Value	Label	Cases	Percentage
0	Strong dislike	189	11.8%
5		1	0.1%
10		184	11.5%
20		169	10.6%
25		3	0.2%
29		1	0.1%
30		196	12.3%
35		1	0.1%
40		174	10.9%
45		1	0.1%
48		1	0.1%
50	Indifferent	262	16.4%
55		1	0.1%
60		141	8.8%
70		96	6.0%
75		3	0.2%
80		63	3.9%
90		14	0.9%
96		1	0.1%
100	Like a lot	13	0.8%
999	Unanswered	82	5.1%

*Warning: these figures indicate the number of cases found in the data file. They cannot be interpreted as summary statistics of the population of interest.*

# var284: Sympathy Kåre Willoch	
<b>Information</b>	[Type= discrete] [Format=numeric] [Range= 0-999] [Missing=*]
<b>Statistics [NW/ W]</b>	[Valid=1596 /-] [Invalid=0 /-]
<b>Literal question</b>	Likewise, I would like to hear how you look at some of our political leaders. Here we also use the "sympathy thermometer" that goes from 0 to 100 Which location would you give ...  ... E. Kåre Willoch
<b>Concepts</b>	Political parties, Party identification

Value	Label	Cases	Percentage
0	Strong dislike	81	5.1%
5		1	0.1%
10		51	3.2%
20		62	3.9%
25		2	0.1%
30		76	4.8%
40		99	6.2%

### # var284: Sympathy Kåre Willoch

Value	Label	Cases	Percentage
50	Indifferent	224	14.0%
60		153	9.6%
65		2	0.1%
66		1	0.1%
70		202	12.7%
75		1	0.1%
80		216	13.5%
90		177	11.1%
95		1	0.1%
100	Like a lot	170	10.7%
999	Unanswered	77	4.8%

Warning: these figures indicate the number of cases found in the data file. They cannot be interpreted as summary statistics of the population of interest.

### # var287: Sympathy Hans Hammond Rossbach

<b>Information</b>	[Type= discrete] [Format=numeric] [Range= 0-999] [Missing=*]
<b>Statistics [NW/ W]</b>	[Valid=1596 /-] [Invalid=0 /-]
<b>Literal question</b>	Likewise, I would like to hear how you look at some of our political leaders. Here we also use the "sympathy thermometer" that goes from 0 to 100 Which location would you give ...  ... F. Hans Hammond Rossbach
<b>Concepts</b>	Political parties, Party identification

Value	Label	Cases	Percentage
0	Strong dislike	61	3.8%
1		1	0.1%
4		1	0.1%
5		1	0.1%
10		86	5.4%
15		2	0.1%
20		93	5.8%
25		1	0.1%
26		1	0.1%
30		205	12.8%
35		1	0.1%
40		246	15.4%
45		1	0.1%
50	Indifferent	410	25.7%
55		2	0.1%
60		193	12.1%
70		123	7.7%
75		2	0.1%
80		48	3.0%
90		28	1.8%
100	Like a lot	7	0.4%
999	Unanswered	83	5.2%

Warning: these figures indicate the number of cases found in the data file. They cannot be interpreted as summary statistics of the population of interest.

# var290: Sympathy Carl I. Hagen	
<b>Information</b>	[Type= discrete] [Format=numeric] [Range= 0-999] [Missing=*]
<b>Statistics [NW/ W]</b>	[Valid=1596 /-] [Invalid=0 /-]
<b>Literal question</b>	Likewise, I would like to hear how you look at some of our political leaders. Here we also use the "sympathy thermometer" that goes from 0 to 100 Which location would you give ...  ... G. Carl I. Hagen
<b>Concepts</b>	Political parties, Party identification

Value	Label	Cases	Percentage
0	Strong dislike	248	15.5%
2		1	0.1%
5		3	0.2%
10		127	8.0%
20		123	7.7%
25		2	0.1%
30		120	7.5%
40		125	7.8%
45		1	0.1%
50	Indifferent	232	14.5%
55		1	0.1%
60		145	9.1%
70		136	8.5%
75		1	0.1%
80		118	7.4%
90		79	4.9%
100	Like a lot	50	3.1%
999	Unanswered	84	5.3%

*Warning: these figures indicate the number of cases found in the data file. They cannot be interpreted as summary statistics of the population of interest.*

# var293: Public savings area 1	
<b>Information</b>	[Type= discrete] [Format=numeric] [Range= 1-99] [Missing=*]
<b>Statistics [NW/ W]</b>	[Valid=1596 /-] [Invalid=0 /-]
<b>Literal question</b>	From time to time demands are raised for cuts in public spending. I have a list here of some areas that can be considered. Can you point out three of those areas where in your opinion one should save ...  ... A. 1st area, should save.
<b>Concepts</b>	Political attitudes

Value	Label	Cases	Percentage
1	Health care	14	0.9%
2	School and education	39	2.4%
3	Sickness and disability benefits	43	2.7%
4	Unemployment benefits	241	15.1%
5	Housing support/benefits	81	5.1%
6	Armed forces (national defence)	425	26.6%
7	Transport and Communications	35	2.2%
8	Kindergartens	79	4.9%
9	Geriatric care	6	0.4%
10	Public financial support to agriculture	334	20.9%

<b># var293: Public savings area 1</b>			
<b>Value</b>	<b>Label</b>	<b>Cases</b>	<b>Percentage</b>
11	Public support for industry	126	7.9%
12	R has not mentioned any of the areas/can not answer/do not know/refuse	169	10.6%
13	Only rated one area/issue	0	
14	Only rated two areas/issues	0	
99	Unanswered	4	0.3%
<i>Warning: these figures indicate the number of cases found in the data file. They cannot be interpreted as summary statistics of the population of interest.</i>			
<b># var295: Public savings area 2</b>			
<b>Information</b>	[Type= discrete] [Format=numeric] [Range= 1-99] [Missing=*]		
<b>Statistics [NW/ W]</b>	[Valid=1596 /-] [Invalid=0 /-]		
<b>Literal question</b>	From time to time demands are raised for cuts in public spending. I have a list here of some areas that can be considered. Can you point out three of those areas where in your opinion one should save ...  ... B. 2nd area, should save.		
<b>Concepts</b>	Political attitudes		
<b>Value</b>	<b>Label</b>	<b>Cases</b>	<b>Percentage</b>
1	Health care	14	0.9%
2	School and education	33	2.1%
3	Sickness and disability benefits	25	1.6%
4	Unemployment benefits	157	9.8%
5	Housing support/benefits	112	7.0%
6	Armed forces (national defence)	140	8.8%
7	Transport and Communications	77	4.8%
8	Kindergartens	102	6.4%
9	Geriatric care	6	0.4%
10	Public financial support to agriculture	336	21.1%
11	Public support for industry	244	15.3%
12	R has not mentioned any of the areas/can not answer/do not know/refuse	0	
13	Only rated one area/issue	165	10.3%
14	Only rated two areas/issues	0	
99	Unanswered	185	11.6%
<i>Warning: these figures indicate the number of cases found in the data file. They cannot be interpreted as summary statistics of the population of interest.</i>			
<b># var297: Public savings area 3</b>			
<b>Information</b>	[Type= discrete] [Format=numeric] [Range= 1-99] [Missing=*]		
<b>Statistics [NW/ W]</b>	[Valid=1596 /-] [Invalid=0 /-]		
<b>Literal question</b>	From time to time demands are raised for cuts in public spending. I have a list here of some areas that can be considered. Can you point out three of those areas where in your opinion one should save ...  ... C. 3rd area, should save.		
<b>Concepts</b>	Political attitudes		
<b>Value</b>	<b>Label</b>	<b>Cases</b>	<b>Percentage</b>
1	Health care	13	0.8%
2	School and education	42	2.6%
3	Sickness and disability benefits	49	3.1%
4	Unemployment benefits	116	7.3%

### # var297: Public savings area 3

Value	Label	Cases	Percentage
5	Housing support/benefits	95	6.0%
6	Armed forces (national defence)	93	5.8%
7	Transport and Communications	93	5.8%
8	Kindergartens	74	4.6%
9	Geriatric care	2	0.1%
10	Public financial support to agriculture	162	10.2%
11	Public support for industry	258	16.2%
12	R has not mentioned any of the areas/can not answer/do not know/refuse	0	
13	Only rated one area/issue	0	
14	Only rated two areas/issues	247	15.5%
99	Unanswered	352	22.1%

Warning: these figures indicate the number of cases found in the data file. They cannot be interpreted as summary statistics of the population of interest.

### # var299: Easy to decide which party

<b>Information</b>	[Type= discrete] [Format=numeric] [Range= 1-8] [Missing=*]
<b>Statistics [NW/ W]</b>	[Valid=1596 /-] [Invalid=0 /-]
<b>Literal question</b>	Many people say that it was very easy to decide that one party to vote for in this election, while others thought it was very difficult. How was it for you, did you think it was very easy, fairly easy, fairly difficult or very difficult?
<b>Concepts</b>	Party identification

Value	Label	Cases	Percentage
1	Very easy	732	45.9%
2	Fairly easy	417	26.1%
3		1	0.1%
4	Fairly difficult	232	14.5%
5	Very difficult	120	7.5%
6	Did not vote	85	5.3%
8	Don't know/can't say	9	0.6%

Warning: these figures indicate the number of cases found in the data file. They cannot be interpreted as summary statistics of the population of interest.

### # var300: When did you decide party

<b>Information</b>	[Type= discrete] [Format=numeric] [Range= 1-9] [Missing=*]
<b>Statistics [NW/ W]</b>	[Valid=1596 /-] [Invalid=0 /-]
<b>Literal question</b>	When was it you decided you to vote for the party you selected - it was long before the campaign started, at some point during the campaign, or was it just before election day?
<b>Concepts</b>	Party identification

Value	Label	Cases	Percentage
1	Long before the election campaign started	1159	72.6%
2	During the campaign	142	8.9%
3	Just before election day	170	10.7%
4	Did not vote	21	1.3%
8	Don't know/can't say	5	0.3%
9	R irrelevant	99	6.2%

Warning: these figures indicate the number of cases found in the data file. They cannot be interpreted as summary statistics of the population of interest.

### # var301: Did you vote 1981

<b>Information</b>	[Type= discrete] [Format=numeric] [Range= 1-9] [Missing=*]
--------------------	--

<b># var301: Did you vote 1981</b>			
<b>Statistics [NW/ W]</b>	[Valid=1596 /-] [Invalid=0 /-]		
<b>Literal question</b>	Did you vote in the election?		
<b>Concepts</b>	Party identification, Voting		
<b>Value</b>	<b>Label</b>	<b>Cases</b>	<b>Percentage</b>
1	Yes	728	45.6%
2	No	98	6.1%
5	No	0	
8	Won't answer (hand out additional form)	23	1.4%
9	R irrelevant	747	46.8%
<i>Warning: these figures indicate the number of cases found in the data file. They cannot be interpreted as summary statistics of the population of interest.</i>			
<b># var302: What party did you vote</b>			
<b>Information</b>	[Type= discrete] [Format=numeric] [Range= 0-99] [Missing=*]		
<b>Statistics [NW/ W]</b>	[Valid=1596 /-] [Invalid=0 /-]		
<b>Literal question</b>	What party or which list did you vote for?		
<b>Concepts</b>	Party identification, Voting		
<b>Value</b>	<b>Label</b>	<b>Cases</b>	<b>Percentage</b>
0	Other party, specify	3	0.2%
10	The norwegian labour party (DNA)	260	16.3%
11	The liberal peoples' party (DLF)	9	0.6%
12	The progress party (FrP)	31	1.9%
13	The conservative party (H)	224	14.0%
14	The christian democratic party (KrF)	62	3.9%
15	The norwegian communist party (NKP)	3	0.2%
16	Red electoral alliance (RV/AKP (m-l))	2	0.1%
17	The centre (agrarian) party (Sp)	41	2.6%
18	The socialist left party (SV)	42	2.6%
19	The liberal party (V)	24	1.5%
20	Joint list (fellesliste) V/KrF/Sp/DLF/H	15	0.9%
28		1	0.1%
30	Other parties	0	
33	None of the parties	0	
40	Did not have the right to vote	0	
50	Did not have the opportunity to vote	0	
60	Did not vote	0	
80	Don't know	0	
88	R irrelevant	868	54.4%
99	Won't answer	11	0.7%
<i>Warning: these figures indicate the number of cases found in the data file. They cannot be interpreted as summary statistics of the population of interest.</i>			
<b># var304: If separate list-what party?</b>			
<b>Information</b>	[Type= discrete] [Format=numeric] [Range= 0-99] [Missing=*]		
<b>Statistics [NW/ W]</b>	[Valid=1596 /-] [Invalid=0 /-]		
<b>Literal question</b>	If the parties on the joint list had made separate lists, which of the parties on the joint list would you vote for?		
<b>Interviewer's instructions</b>	Question asked if answered "Joint list" on question var302.		
<b>Concepts</b>	Party identification, Voting		

### # var304: If separate list-what party?

Value	Label	Cases	Percentage
0	Would not have voted	0	
10	DNA	0	
11	DLF/DNF	0	
12	FrP	0	
13	H	0	
14	KrF	1	0.1%
15	NKP	0	
16	RV, AKP	0	
17	Sp	11	0.7%
18	Sv	0	
19	V	3	0.2%
20	Joint list	0	
30	Other parties	0	
33	None of the parties on the joint list	0	
40	Did not have the right to vote	0	
50	Did not have the opportunity to vote	0	
60	Did not vote	0	
80	Don't know	0	
88	R irrelevant	1581	99.1%
99	Don't know/won't answer	0	

Warning: these figures indicate the number of cases found in the data file. They cannot be interpreted as summary statistics of the population of interest.

### # var306: what party vote for in 1977?

<b>Information</b>	[Type= discrete] [Format=numeric] [Range= 0-99] [Missing=*]
<b>Statistics [NW/ W]</b>	[Valid=1596 /-] [Invalid=0 /-]
<b>Pre-question</b>	And then about the previous election.
<b>Literal question</b>	How did you vote at the general election in 1977?
<b>Concepts</b>	Party identification, Voting

Value	Label	Cases	Percentage
0	Other	0	
10	The norwegian labour party (DNA)	255	16.0%
11	The liberal peoples' party (DLF)	8	0.5%
12	Anders Langes party (progress party) (FrP/ALP)	9	0.6%
13	The conservative party (H)	157	9.8%
14	The christian democratic party (KrF)	57	3.6%
15	The red relectoral alliance (AKP (m-l))	1	0.1%
16	The centre (agrarian) party (Sp)	53	3.3%
17	The socialist left party (SV)	28	1.8%
18	The liberal party (V)	16	1.0%
19	V	0	
20	Joint list V/KrF/Sp/DNF/H	0	
30	Other party, specify	4	0.3%
33	None of the parties	0	
40	Did not have the right to vote	162	10.2%
50	Did not have the opportunity to vote	8	0.5%

### # var306: what party vote for in 1977?

Value	Label	Cases	Percentage
60	Did not vote (because of other reasons)	54	3.4%
80	Don't know/won't answer	5	0.3%
88	R irrelevant	779	48.8%
99	Won't answer	0	

*Warning: these figures indicate the number of cases found in the data file. They cannot be interpreted as summary statistics of the population of interest.*

### # var308: If separate list in the 1977-what party?

<b>Information</b>	[Type= discrete] [Format=numeric] [Range= 0-99] [Missing=*]
<b>Statistics [NW/ W]</b>	[Valid=1596 /-] [Invalid=0 /-]
<b>Literal question</b>	If the parties on the joint list had made separate lists, which of the parties on the joint list would you have voted for in 1977?
<b>Interviewer's instructions</b>	Question asked if answered "Joint list" on question var306.
<b>Concepts</b>	Party identification, Voting

Value	Label	Cases	Percentage
0	Would not have voted	3	0.2%
10	DNA	0	
11	DLF/DNF	0	
12	FrP	0	
13	H	1	0.1%
14	KrF	3	0.2%
15	NKP	0	
16	RV,AKP	0	
17	Sp	1	0.1%
18	V	1	0.1%
19	V	0	
20	Joint list	0	
30	Other parties	0	
33	None of the parties on the joint list	5	0.3%
40	Did not have the right to vote	0	
50	Did not have the opportunity to vote	0	
60	Did not vote	0	
80	Don't know	0	
88	R irrelevant	1580	99.0%
99	Don't know/won't answer	2	0.1%

*Warning: these figures indicate the number of cases found in the data file. They cannot be interpreted as summary statistics of the population of interest.*

### # var310: Party one likes most

<b>Information</b>	[Type= discrete] [Format=numeric] [Range= 10-80] [Missing=*]
<b>Statistics [NW/ W]</b>	[Valid=1596 /-] [Invalid=0 /-]
<b>Literal question</b>	We want to know how you evaluate the various political parties of our country. Here I have a list of 7 of the parties. Can you say what party you like the most, second most, and what you like third most ...  ... A. Like most.
<b>Concepts</b>	Party identification

Value	Label	Cases	Percentage
10	The norwegian labour party	589	36.9%
12	Progress party	69	4.3%



<b># var310: Party one likes most</b>			
<b>Value</b>	<b>Label</b>	<b>Cases</b>	<b>Percentage</b>
13	The conservative party	472	29.6%
14	The christian democratic party	118	7.4%
17	The centre (agrarian) party.	98	6.1%
18	The socialist left party	81	5.1%
19	The liberal party	69	4.3%
20	Rate one party	0	
30	Rated two parties	0	
40	Other (if R insists), specify	13	0.8%
80	R have not rated any of these parties, don't know, won't answe	87	5.5%
<i>Warning: these figures indicate the number of cases found in the data file. They cannot be interpreted as summary statistics of the population of interest.</i>			
<b># var312: Party one likes second most</b>			
<b>Information</b>	[Type= discrete] [Format=numeric] [Range= 0-99] [Missing=* /0]		
<b>Statistics [NW/ W]</b>	[Valid=1596 /-] [Invalid=0 /-]		
<b>Literal question</b>	We want to know how you evaluate the various political parties of our country. Here I have a list of 7 of the parties. Can you say what party you like the most, second most, and what you like third most ...  ... B. Like second most.		
<b>Concepts</b>	Party identification		
<b>Value</b>	<b>Label</b>	<b>Cases</b>	<b>Percentage</b>
10	The norwegian labour party (DNA)	207	13.0%
12	Progress party	201	12.6%
13	The conservative party	274	17.2%
14	The christian democratic party	136	8.5%
17	The centre (agrarian) party	240	15.0%
18	The socialist left party	208	13.0%
19	The liberal party	128	8.0%
20	R rated only one of these parties	105	6.6%
30	Rated two	0	
40	Other (if R insists), specify	10	0.6%
80	Not rated any	0	
99		87	5.5%
0	The norwegian labour party	0	
<i>Warning: these figures indicate the number of cases found in the data file. They cannot be interpreted as summary statistics of the population of interest.</i>			
<b># var314: Party one likes third most</b>			
<b>Information</b>	[Type= discrete] [Format=numeric] [Range= 10-99] [Missing=*]		
<b>Statistics [NW/ W]</b>	[Valid=1596 /-] [Invalid=0 /-]		
<b>Literal question</b>	We want to know how you evaluate the various political parties of our country. Here I have a list of 7 of the parties. Can you say what party you like the most, second most, and what you like third most ...  ... C. Like third most.		
<b>Concepts</b>	Party identification		
<b>Value</b>	<b>Label</b>	<b>Cases</b>	<b>Percentage</b>
10	The norwegian labour party	153	9.6%
12	The progress party	140	8.8%
13	The conservative party	135	8.5%

<b># var314: Party one likes third most</b>			
<b>Value</b>	<b>Label</b>	<b>Cases</b>	<b>Percentage</b>
14	The christian democratic party	163	10.2%
17	The centre (agrarian) party	251	15.7%
18	The socialist left party	92	5.8%
19	The liberal party	246	15.4%
20	Rated only one party	0	
30	R has rated only two of these parties	219	13.7%
40	Other (if R insists), specify	5	0.3%
80	Not rated any	0	
99		192	12.0%
<i>Warning: these figures indicate the number of cases found in the data file. They cannot be interpreted as summary statistics of the population of interest.</i>			
<b># var316: Party one likes the least</b>			
<b>Information</b>	[Type= discrete] [Format=numeric] [Range= 10-80] [Missing=*]		
<b>Statistics [NW/ W]</b>	[Valid=1596 /-] [Invalid=0 /-]		
<b>Literal question</b>	We would also like to know which three parties you like worst. So the party you like least, the second least, and you like the third least ...  ... A. Like the least.		
<b>Concepts</b>	Party identification		
<b>Value</b>	<b>Label</b>	<b>Cases</b>	<b>Percentage</b>
10	The norwegian labour party	44	2.8%
12	The progress party	398	24.9%
13	The conservative party	82	5.1%
14	The christian democratic party	175	11.0%
17	The centre (agrarian) party	23	1.4%
18	The socialist left party	474	29.7%
19	The liberal party	61	3.8%
20	Rated one party	0	
30	Rated two parties	0	
40	Other (if R insists), specify	166	10.4%
80	R has not rated any of these partes - don't know, won't answer	173	10.8%
<i>Warning: these figures indicate the number of cases found in the data file. They cannot be interpreted as summary statistics of the population of interest.</i>			
<b># var318: Party one likes the second least</b>			
<b>Information</b>	[Type= discrete] [Format=numeric] [Range= 10-99] [Missing=*]		
<b>Statistics [NW/ W]</b>	[Valid=1596 /-] [Invalid=0 /-]		
<b>Literal question</b>	We would also like to know which three parties you like worst. So the party you like least, the second least, and you like the third least ...  ... B. Like the second least.		
<b>Concepts</b>	Party identification		
<b>Value</b>	<b>Label</b>	<b>Cases</b>	<b>Percentage</b>
10	The norwegian labour party	116	7.3%
12	The progress party	194	12.2%
13	The conservative party	149	9.3%
14	The christian democratic party	228	14.3%
17	The centre (agrarian) party	95	6.0%

**# var318: Party one likes the second least**

Value	Label	Cases	Percentage
18	The socialist left party	261	16.4%
19	The liberal party	155	9.7%
20	R has only rated one of these parties	183	11.5%
30	Rated two	0	
40	Other (if R insists), specify	42	2.6%
80	Not rated any	0	
99		173	10.8%

*Warning: these figures indicate the number of cases found in the data file. They cannot be interpreted as summary statistics of the population of interest.*

**# var320: Party one likes the third least**

<b>Information</b>	[Type= discrete] [Format=numeric] [Range= 10-99] [Missing=*]
<b>Statistics [NW/ W]</b>	[Valid=1596 /-] [Invalid=0 /-]
<b>Literal question</b>	We would also like to know which three parties you like worst. So the party you like least, the second least, and you like the third least ...  ... C. Like the third least.
<b>Concepts</b>	Party identification

Value	Label	Cases	Percentage
10	The norwegian labour party	127	8.0%
12	The progress party	121	7.6%
13	The conservative party	114	7.1%
14	The christian democratic party	216	13.5%
17	The centre (agrarian) party	130	8.1%
18	The socialist left party	109	6.8%
19	The liberal party	219	13.7%
20	Rated one party	0	
30	R has rated only two of these parties	180	11.3%
40	Other (if R insists), specify	24	1.5%
80	Not rated any	0	
99		356	22.3%

*Warning: these figures indicate the number of cases found in the data file. They cannot be interpreted as summary statistics of the population of interest.*

**# var322: Father voted NKP**

<b>Information</b>	[Type= discrete] [Format=numeric] [Range= 1-9] [Missing=*]
<b>Statistics [NW/ W]</b>	[Valid=1596 /-] [Invalid=0 /-]
<b>Literal question</b>	We would like to know which party (ies) your father (or guardian) voted at in the time you grew up. Do you remember which party (ies) he (she) would vote for ...  ... A. The norwegian communist party.
<b>Concepts</b>	Party identification, Fathers

Value	Label	Cases	Percentage
1	Mentioned	22	1.4%
9		1574	98.6%

*Warning: these figures indicate the number of cases found in the data file. They cannot be interpreted as summary statistics of the population of interest.*

**# var323: Father voted DNA**

<b>Information</b>	[Type= discrete] [Format=numeric] [Range= 1-9] [Missing=*]
<b>Statistics [NW/ W]</b>	[Valid=1596 /-] [Invalid=0 /-]

<b># var323: Father voted DNA</b>			
<b>Literal question</b>	We would like to know which party (ies) your father (or guardian) voted at in the time you grew up. Do you remember which party (ies) he (she) would vote for ...  ... B. The norwegian labour party.		
<b>Concepts</b>	Party identification, Fathers		
<b>Value</b>	<b>Label</b>	<b>Cases</b>	<b>Percentage</b>
1	Mentioned	642	40.2%
9		954	59.8%
<i>Warning: these figures indicate the number of cases found in the data file. They cannot be interpreted as summary statistics of the population of interest.</i>			
<b># var324: Father voted V</b>			
<b>Information</b>	[Type= discrete] [Format=numeric] [Range= 1-9] [Missing=*]		
<b>Statistics [NW/ W]</b>	[Valid=1596 /-] [Invalid=0 /-]		
<b>Literal question</b>	We would like to know which party (ies) your father (or guardian) voted at in the time you grew up. Do you remember which party (ies) he (she) would vote for ...  ... C. The liberal party.		
<b>Concepts</b>	Party identification, Fathers		
<b>Value</b>	<b>Label</b>	<b>Cases</b>	<b>Percentage</b>
1	Mentioned	165	10.3%
9		1431	89.7%
<i>Warning: these figures indicate the number of cases found in the data file. They cannot be interpreted as summary statistics of the population of interest.</i>			
<b># var325: Father voted KrF</b>			
<b>Information</b>	[Type= discrete] [Format=numeric] [Range= 1-9] [Missing=*]		
<b>Statistics [NW/ W]</b>	[Valid=1596 /-] [Invalid=0 /-]		
<b>Literal question</b>	We would like to know which party (ies) your father (or guardian) voted at in the time you grew up. Do you remember which party (ies) he (she) would vote for ...  ... D. The christian democratic party.		
<b>Concepts</b>	Party identification, Fathers		
<b>Value</b>	<b>Label</b>	<b>Cases</b>	<b>Percentage</b>
1	Mentioned	70	4.4%
9		1526	95.6%
<i>Warning: these figures indicate the number of cases found in the data file. They cannot be interpreted as summary statistics of the population of interest.</i>			
<b># var326: Father voted Sp</b>			
<b>Information</b>	[Type= discrete] [Format=numeric] [Range= 1-9] [Missing=*]		
<b>Statistics [NW/ W]</b>	[Valid=1596 /-] [Invalid=0 /-]		
<b>Literal question</b>	We would like to know which party (ies) your father (or guardian) voted at in the time you grew up. Do you remember which party (ies) he (she) would vote for ...  ... E. The centre (agrarian) party.		
<b>Concepts</b>	Party identification, Fathers		
<b>Value</b>	<b>Label</b>	<b>Cases</b>	<b>Percentage</b>
1	Mentioned	145	9.1%
9		1451	90.9%
<i>Warning: these figures indicate the number of cases found in the data file. They cannot be interpreted as summary statistics of the population of interest.</i>			

<b># var327: Father voted H</b>			
<b>Information</b>	[Type= discrete] [Format=numeric] [Range= 1-9] [Missing=*]		
<b>Statistics [NW/ W]</b>	[Valid=1596 /-] [Invalid=0 /-]		
<b>Literal question</b>	We would like to know which party (ies) your father (or guardian) voted at in the time you grew up. Do you remember which party (ies) he (she) would vote for ...  ... F. The conservative party.		
<b>Concepts</b>	Party identification, Fathers		
<b>Value</b>	<b>Label</b>	<b>Cases</b>	<b>Percentage</b>
1	Mentioned	214	13.4%
9		1382	86.6%
<i>Warning: these figures indicate the number of cases found in the data file. They cannot be interpreted as summary statistics of the population of interest.</i>			
<b># var328: Father voted other</b>			
<b>Information</b>	[Type= discrete] [Format=numeric] [Range= 1-9] [Missing=*]		
<b>Statistics [NW/ W]</b>	[Valid=1596 /-] [Invalid=0 /-]		
<b>Literal question</b>	We would like to know which party (ies) your father (or guardian) voted at in the time you grew up. Do you remember which party (ies) he (she) would vote for ...  ... G. Other.		
<b>Concepts</b>	Party identification, Fathers		
<b>Value</b>	<b>Label</b>	<b>Cases</b>	<b>Percentage</b>
1	Mentioned	22	1.4%
9		1574	98.6%
<i>Warning: these figures indicate the number of cases found in the data file. They cannot be interpreted as summary statistics of the population of interest.</i>			
<b># var329: Don't know what father voted</b>			
<b>Information</b>	[Type= discrete] [Format=numeric] [Range= 1-9] [Missing=*]		
<b>Statistics [NW/ W]</b>	[Valid=1596 /-] [Invalid=0 /-]		
<b>Literal question</b>	We would like to know which party (ies) your father (or guardian) voted at in the time you grew up. Do you remember which party (ies) he (she) would vote for ...  ... H. don't know, don't remember.		
<b>Concepts</b>	Party identification, Fathers		
<b>Value</b>	<b>Label</b>	<b>Cases</b>	<b>Percentage</b>
1	Mentioned	303	19.0%
9		1293	81.0%
<i>Warning: these figures indicate the number of cases found in the data file. They cannot be interpreted as summary statistics of the population of interest.</i>			
<b># var330: How regular follow politics</b>			
<b>Information</b>	[Type= discrete] [Format=numeric] [Range= 1-8] [Missing=*]		
<b>Statistics [NW/ W]</b>	[Valid=1596 /-] [Invalid=0 /-]		
<b>Literal question</b>	Many people are concerned with politics constantly, whether it is an election or not, while others are less interested. How regularly would you say you concern yourself with what's happening in government, would you say that you concern yourself all the time, part of the time or only occasionally?		
<b>Concepts</b>	Political interest		
<b>Value</b>	<b>Label</b>	<b>Cases</b>	<b>Percentage</b>
1	All the time	529	33.1%
3	Part of the time	540	33.8%
5	Occasionally	495	31.0%

<b># var330: How regular follow politics</b>			
Value	Label	Cases	Percentage
8	Don't know, can't say	32	2.0%
<i>Warning: these figures indicate the number of cases found in the data file. They cannot be interpreted as summary statistics of the population of interest.</i>			
<b># var331: What are you most interested in</b>			
<b>Information</b>	[Type= discrete] [Format=numeric] [Range= 1-8] [Missing=*]		
<b>Statistics [NW/ W]</b>	[Valid=1596 /-] [Invalid=0 /-]		
<b>Literal question</b>	What are you most interested in: foreign policy issues, what happens in the municipality or Norwegian domestic politics?		
<b>Concepts</b>	Political interest		
Value	Label	Cases	Percentage
1	Foreign policy	169	10.6%
2	Norwegian domestic politics	545	34.1%
3	What happens in the municipality	422	26.4%
4	Foreign policy and norwegian domestic politics equally	165	10.3%
5	Norwegian domestic politics and what happens in the municipality equally	172	10.8%
6	Foreign policy and norwegian domestic politics equally	32	2.0%
8	Don't know, can't say	91	5.7%
<i>Warning: these figures indicate the number of cases found in the data file. They cannot be interpreted as summary statistics of the population of interest.</i>			
<b># var332: Do you belong in a class</b>			
<b>Information</b>	[Type= discrete] [Format=numeric] [Range= 1-8] [Missing=*]		
<b>Statistics [NW/ W]</b>	[Valid=1596 /-] [Invalid=0 /-]		
<b>Literal question</b>	There is so much talk about different social classes. Most people say they belong to one of two classes: either the working class or middle class. Do you ever think of yourself as belonging in one of these classes?		
<b>Concepts</b>	Social class		
Value	Label	Cases	Percentage
1	Yes	632	39.6%
2	In doubt	90	5.6%
3	No	864	54.1%
8	Don't know	10	0.6%
<i>Warning: these figures indicate the number of cases found in the data file. They cannot be interpreted as summary statistics of the population of interest.</i>			
<b># var333: What class</b>			
<b>Information</b>	[Type= discrete] [Format=numeric] [Range= 1-9] [Missing=*]		
<b>Statistics [NW/ W]</b>	[Valid=1596 /-] [Invalid=0 /-]		
<b>Literal question</b>	Hvilken klasse?		
<b>Interviewer's instructions</b>	If answered "yes" in question var332.		
<b>Concepts</b>	Social class		
Value	Label	Cases	Percentage
1	Working class	375	23.5%
2	Middle class	252	15.8%
8	Won't answer	5	0.3%
9	Unanswered	964	60.4%
<i>Warning: these figures indicate the number of cases found in the data file. They cannot be interpreted as summary statistics of the population of interest.</i>			

<b># var334: If have to choose-what class</b>			
<b>Information</b>	[Type= discrete] [Format=numeric] [Range= 1-9] [Missing=*]		
<b>Statistics [NW/ W]</b>	[Valid=1596 /-] [Invalid=0 /-]		
<b>Literal question</b>	If you had to choose, would you say that you belonged to the working class or middle class?		
<b>Interviewer's instructions</b>	If answered "in doubt" or "no" in question var332.		
<b>Concepts</b>	Social class		
<b>Value</b>	<b>Label</b>	<b>Cases</b>	<b>Percentage</b>
1	Working class	348	21.8%
2	Middle class	399	25.0%
8	Don't know/won't answer	190	11.9%
9	Unanswered	659	41.3%
<i>Warning: these figures indicate the number of cases found in the data file. They cannot be interpreted as summary statistics of the population of interest.</i>			
<b># var335: How do you expect taxes to be</b>			
<b>Information</b>	[Type= discrete] [Format=numeric] [Range= 1-8] [Missing=*]		
<b>Statistics [NW/ W]</b>	[Valid=1596 /-] [Invalid=0 /-]		
<b>Literal question</b>	Tax level and the scope of government regulations and intervention were two key issues during the campaign. We want to know how you expect the trend will be in the future in these two areas. First taxes. When it comes to people on your own income level, do you expect that taxes will be much lower than now, they will be a little lower, they will be about the same as now, or they will be slightly higher than now?		
<b>Concepts</b>	Taxation		
<b>Value</b>	<b>Label</b>	<b>Cases</b>	<b>Percentage</b>
1	Much lower than now	48	3.0%
2	A little lower than now	532	33.3%
3	About the same as now	802	50.3%
4	Slightly higher than now	113	7.1%
8	Don't know	101	6.3%
<i>Warning: these figures indicate the number of cases found in the data file. They cannot be interpreted as summary statistics of the population of interest.</i>			
<b># var336: Public intervention, reduced or</b>			
<b>Information</b>	[Type= discrete] [Format=numeric] [Range= 1-8] [Missing=*]		
<b>Statistics [NW/ W]</b>	[Valid=1596 /-] [Invalid=0 /-]		
<b>Literal question</b>	Secondly, government regulation and intervention. Do you think that these will be substantially reduced, they will be slightly reduced, or will they be about the same as now?		
<b>Concepts</b>	Political attitudes		
<b>Value</b>	<b>Label</b>	<b>Cases</b>	<b>Percentage</b>
1	Substantially reduced	146	9.1%
2	Slightly reduced	698	43.7%
3	About the same as now	590	37.0%
4	Other answer, specify	14	0.9%
8	Don't know, can't say	148	9.3%
<i>Warning: these figures indicate the number of cases found in the data file. They cannot be interpreted as summary statistics of the population of interest.</i>			
<b># var339: Marital status</b>			
<b>Information</b>	[Type= discrete] [Format=numeric] [Range= 1-8] [Missing=*]		
<b>Statistics [NW/ W]</b>	[Valid=1596 /-] [Invalid=0 /-]		
<b>Pre-question</b>	So finally we have some questions to provide background information for the classification of the information in this study.		
<b>Literal question</b>	Are you single, married or previously married?		

<b># var339: Marital status</b>			
<b>Concepts</b>		Marital status	
<b>Value</b>	<b>Label</b>	<b>Cases</b>	<b>Percentage</b>
1	Single	335	21.0%
2	Married	1088	68.2%
3	Previously married	166	10.4%
8	Unanswered	7	0.4%
<i>Warning: these figures indicate the number of cases found in the data file. They cannot be interpreted as summary statistics of the population of interest.</i>			
<b># var340: Do you have paid employment</b>			
<b>Information</b>		[Type= discrete] [Format=numeric] [Range= 1-8] [Missing=*]	
<b>Statistics [NW/ W]</b>		[Valid=1596 /-] [Invalid=0 /-]	
<b>Literal question</b>		Do you have yourself paid work as the main source of livelihood?	
<b>Post-question</b>		As paid work we also consider family members working without fixed wages on farms, in business and otherwise in family businesses.	
<b>Concepts</b>		Labour and employment	
<b>Value</b>	<b>Label</b>	<b>Cases</b>	<b>Percentage</b>
1	Yes	1027	64.3%
2	No	562	35.2%
8	Don't know, don't remember, won't say	7	0.4%
<i>Warning: these figures indicate the number of cases found in the data file. They cannot be interpreted as summary statistics of the population of interest.</i>			
<b># var341: Which main occupation do you have</b>			
<b>Information</b>		[Type= continuous] [Format=numeric] [Range= 0-9990] [Missing=*]	
<b>Statistics [NW/ W]</b>		[Valid=1596 /-] [Invalid=0 /-]	
<b>Literal question</b>		Which main occupation do you have?	
<b>Concepts</b>		Labour and employment	
<b># var345: How many hours work per week</b>			
<b>Information</b>		[Type= continuous] [Format=numeric] [Range= 3-99] [Missing=*]	
<b>Statistics [NW/ W]</b>		[Valid=1596 /-] [Invalid=0 /-]	
<b>Literal question</b>		How many hours do you typically work per week in this profession?	
<b>Concepts</b>		Labour and employment	
<b># var347: Highly varying hours</b>			
<b>Information</b>		[Type= discrete] [Format=numeric] [Range= 1-9] [Missing=*]	
<b>Statistics [NW/ W]</b>		[Valid=1596 /-] [Invalid=0 /-]	
<b>Literal question</b>		If R has highly variable working hours per week, calculate an estimate of the average working hours per week, and tick here.	
<b>Concepts</b>		Labour and employment	
<b>Value</b>	<b>Label</b>	<b>Cases</b>	<b>Percentage</b>
1	Highly varying	114	7.1%
9		1482	92.9%
<i>Warning: these figures indicate the number of cases found in the data file. They cannot be interpreted as summary statistics of the population of interest.</i>			
<b># var348: In which industry do you work</b>			
<b>Information</b>		[Type= discrete] [Format=numeric] [Range= 0-10] [Missing=*]	
<b>Statistics [NW/ W]</b>		[Valid=1596 /-] [Invalid=0 /-]	
<b>Literal question</b>		Can you tell which of the industries on this card to work in?	



**# var348: In which industry do you work**

Concepts      Labour and employment

Value	Label	Cases	Percentage
0	Other, specify	30	1.9%
1	Agriculture, forestry, horticulture	75	4.7%
2	Fishing	15	0.9%
3	Crafts, manufacturing, mining, construction	325	20.4%
4	Trade, banking, insurance	144	9.0%
5	Private services. Eg. hotel, restaurant, hairdressing, cleaning	64	4.0%
6	Air, sea and land transport, postal, telegraph, telephone	67	4.2%
7	Public administration in the municipality, county or state	83	5.2%
8	Teaching, research	70	4.4%
9	Public service, police, defence, health care, churches	154	9.6%
10	R irrelevant	569	35.7%

*Warning: these figures indicate the number of cases found in the data file. They cannot be interpreted as summary statistics of the population of interest.*

<b># var349: What position do you have</b>			
<b>Information</b>	[Type= discrete] [Format=numeric] [Range= 0-10] [Missing=*]		
<b>Statistics [NW/ W]</b>	[Valid=1596 /-] [Invalid=0 /-]		
<b>Literal question</b>	Can you say which of the positions on this card you have?		
<b>Concepts</b>	Labour and employment		
<b>Value</b>	<b>Label</b>	<b>Cases</b>	<b>Percentage</b>
0	Other position, specify	32	2.0%
1	Apprentice, apprenticeship	22	1.4%
2	Regular worker/labourer	218	13.7%
3	Skilled Worker (skilled), Chairman	170	10.7%
4	Subordinate officials, shop, warehouse, office, public services	197	12.3%
5	Technician, engineer	54	3.4%
6	Officials of another kind ("skille official/functionary" except technician, eg teacher)	127	8.0%
7	Superior position in the public or private sector (also director or manager who does not own the company)	101	6.3%
8	Owner of business (including agriculture)	87	5.5%
9	Person in free occupation (eg. Lawyer, dentist, artist, etc.)	19	1.2%
10	R irrelevant	569	35.7%
<i>Warning: these figures indicate the number of cases found in the data file. They cannot be interpreted as summary statistics of the population of interest.</i>			
<b># var350: Plan and control your work</b>			
<b>Information</b>	[Type= discrete] [Format=numeric] [Range= 1-9] [Missing=*]		
<b>Statistics [NW/ W]</b>	[Valid=1596 /-] [Invalid=0 /-]		
<b>Literal question</b>	To what extent would you say that you can plan and control your work, would you say to a great extent, to some extent, to a small extent or not at all?		
<b>Concepts</b>	Labour and employment		
<b>Value</b>	<b>Label</b>	<b>Cases</b>	<b>Percentage</b>
1	Great extent	380	23.8%
2	Some extent	372	23.3%
3	Small extent	171	10.7%
4	Not at all	104	6.5%
5	Don't know	0	
9	R irrelevant	569	35.7%
<i>Warning: these figures indicate the number of cases found in the data file. They cannot be interpreted as summary statistics of the population of interest.</i>			
<b># var351: Managing work of others</b>			
<b>Information</b>	[Type= discrete] [Format=numeric] [Range= 1-9] [Missing=*]		
<b>Statistics [NW/ W]</b>	[Valid=1596 /-] [Invalid=0 /-]		
<b>Literal question</b>	Do you have a task which consists in directing the work of others?		
<b>Concepts</b>	Labour and employment		
<b>Value</b>	<b>Label</b>	<b>Cases</b>	<b>Percentage</b>
1	Yes	457	28.6%
2	No	569	35.7%
8	Don't know, can't remember, can't say	0	
9	R irrelevant	570	35.7%
<i>Warning: these figures indicate the number of cases found in the data file. They cannot be interpreted as summary statistics of the population of interest.</i>			

<b># var352: Employee or independent</b>			
<b>Information</b>	[Type= discrete] [Format=numeric] [Range= 1-9] [Missing=*]		
<b>Statistics [NW/ W]</b>	[Valid=1596 /-] [Invalid=0 /-]		
<b>Literal question</b>	Are you in your main occupation employee, independent without hired help or independent with the hired help?		
<b>Post-question</b>	Family members without regular wages are grouped as employed.		
<b>Concepts</b>	Labour and employment		
<b>Value</b>	<b>Label</b>	<b>Cases</b>	<b>Percentage</b>
1	Employee	881	55.2%
2	Independent with hired help	66	4.1%
3	Independent without hire help	80	5.0%
9	R irrelevant	569	35.7%
<i>Warning: these figures indicate the number of cases found in the data file. They cannot be interpreted as summary statistics of the population of interest.</i>			
<b># var353: Private, public or org. assoc bussiness</b>			
<b>Information</b>	[Type= discrete] [Format=numeric] [Range= 1-9] [Missing=*]		
<b>Statistics [NW/ W]</b>	[Valid=1596 /-] [Invalid=0 /-]		
<b>Literal question</b>	Is the business private, public or associated with an organisation, eg. cooperative?		
<b>Concepts</b>	Labour and employment		
<b>Value</b>	<b>Label</b>	<b>Cases</b>	<b>Percentage</b>
1	Private	476	29.8%
2	Public	354	22.2%
3	Associated with an organisation, specify	39	2.4%
4	Other, specify	12	0.8%
9	R irrelevant	715	44.8%
<i>Warning: these figures indicate the number of cases found in the data file. They cannot be interpreted as summary statistics of the population of interest.</i>			
<b># var354: How many employees in the company</b>			
<b>Information</b>	[Type= discrete] [Format=numeric] [Range= 1-9] [Missing=*]		
<b>Statistics [NW/ W]</b>	[Valid=1596 /-] [Invalid=0 /-]		
<b>Literal question</b>	How many employees are there in the company where you work?		
<b>Concepts</b>	Labour and employment		
<b>Value</b>	<b>Label</b>	<b>Cases</b>	<b>Percentage</b>
1	Less than 5 employees	123	7.7%
2	5-9 employees	93	5.8%
3	10-19 employees	106	6.6%
4	20-49 employees	152	9.5%
5	50-99 employees	111	7.0%
6	100-499 employees	195	12.2%
7	500 or more employees	156	9.8%
8	Don't know/can't say	11	0.7%
9	R irrelevant	649	40.7%
<i>Warning: these figures indicate the number of cases found in the data file. They cannot be interpreted as summary statistics of the population of interest.</i>			
<b># var355: Main activities</b>			
<b>Information</b>	[Type= discrete] [Format=numeric] [Range= 1-9] [Missing=*]		
<b>Statistics [NW/ W]</b>	[Valid=1596 /-] [Invalid=0 /-]		
<b>Literal question</b>	What are your main activities or source of livelihood?		

<b># var355: Main activities</b>			
<b>Post-question</b>	Disabled grouped in retirement, pension.		
<b>Interviewer's instructions</b>	Asked to R that does not have paid work as the main source of livelihood.		
<b>Concepts</b>	Labour and employment		
<b>Value</b>	<b>Label</b>	<b>Cases</b>	<b>Percentage</b>
1	Pupil, student	83	5.2%
2	Pensioner, social security (benefits)	263	16.5%
3	Housework at home	193	12.1%
4	Other, specify	21	1.3%
9	R irrelevant	1036	64.9%
<i>Warning: these figures indicate the number of cases found in the data file. They cannot be interpreted as summary statistics of the population of interest.</i>			
<b># var356: Paid work until retirement age</b>			
<b>Information</b>	[Type= discrete] [Format=numeric] [Range= 1-9] [Missing=*]		
<b>Statistics [NW/ W]</b>	[Valid=1596 /-] [Invalid=0 /-]		
<b>Literal question</b>	Did you have paid work until the time you began to receive pension/benefits?		
<b>Concepts</b>	Labour and employment		
<b>Value</b>	<b>Label</b>	<b>Cases</b>	<b>Percentage</b>
1	Yes	209	13.1%
2	No	52	3.3%
8	Don't know, can't remember, won't say	0	
9	R irrelevant	1335	83.6%
<i>Warning: these figures indicate the number of cases found in the data file. They cannot be interpreted as summary statistics of the population of interest.</i>			
<b># var357: What was your last main occupation</b>			
<b>Information</b>	[Type= continuous] [Format=numeric] [Range= 0-9710] [Missing=*]		
<b>Statistics [NW/ W]</b>	[Valid=1596 /-] [Invalid=0 /-]		
<b>Literal question</b>	What was your last main occupation?		
<b>Concepts</b>	Labour and employment		
<b># var361: How many hours did you work</b>			
<b>Information</b>	[Type= continuous] [Format=numeric] [Range= 1-99] [Missing=*]		
<b>Statistics [NW/ W]</b>	[Valid=1596 /-] [Invalid=0 /-]		
<b>Literal question</b>	How many hours did you work per week in this job?		
<b>Concepts</b>	Labour and employment		
<b># var363: Highly varying hours</b>			
<b>Information</b>	[Type= discrete] [Format=numeric] [Range= 1-9] [Missing=*]		
<b>Statistics [NW/ W]</b>	[Valid=1596 /-] [Invalid=0 /-]		
<b>Literal question</b>	If R had highly varying hours per week, calculate an average per week, and tick here.		
<b>Concepts</b>	Labour and employment		
<b>Value</b>	<b>Label</b>	<b>Cases</b>	<b>Percentage</b>
1	Highly varying	42	2.6%
9		1554	97.4%
<i>Warning: these figures indicate the number of cases found in the data file. They cannot be interpreted as summary statistics of the population of interest.</i>			

<b># var364: Which industry did you work in</b>			
<b>Information</b>	[Type= discrete] [Format=numeric] [Range= 0-10] [Missing=*]		
<b>Statistics [NW/ W]</b>	[Valid=1596 /-] [Invalid=0 /-]		
<b>Literal question</b>	Can you say which of the industries on this card you worked in?		
<b>Concepts</b>	Labour and employment		
<b>Value</b>	<b>Label</b>	<b>Cases</b>	<b>Percentage</b>
0	Other industry, specify	5	0.3%
1	Agriculture, forestry, horticulture	31	1.9%
2	Fishing	7	0.4%
3	Craftsmanship, manufacturing, mining, construction	70	4.4%
4	Trade, banking, insurance	24	1.5%
5	Private services. For example, hotel, restaurant, hairdressing, cleaning	18	1.1%
6	Air, sea and land transport, postal, telegraph, telephone	19	1.2%
7	Public administration in the municipality, county or state	5	0.3%
8	Education, research	4	0.3%
9	Public service, police, national defence, healthcare, churches	26	1.6%
10	R irrelevant	1387	86.9%
<i>Warning: these figures indicate the number of cases found in the data file. They cannot be interpreted as summary statistics of the population of interest.</i>			
<b># var365: What position did you have</b>			
<b>Information</b>	[Type= discrete] [Format=numeric] [Range= 0-10] [Missing=*]		
<b>Statistics [NW/ W]</b>	[Valid=1596 /-] [Invalid=0 /-]		
<b>Literal question</b>	Can you tell which of position on this card you had?		
<b>Concepts</b>	Labour and employment		
<b>Value</b>	<b>Label</b>	<b>Cases</b>	<b>Percentage</b>
0	Other position, specify	7	0.4%
1	Apprentice, apprenticeship	0	
2	Regular worker/labourer	84	5.3%
3	Skilled Worker (skilled), Chairman	31	1.9%
4	Subordinate officials, shop, warehouse, office, public services	22	1.4%
5	Technician, engineer	0	
6	Officials of another kind ("skille official/functionary" except technician, eg teacher)	11	0.7%
7	Superior position in the public or private sector (also director or manager who does not own the company)	16	1.0%
8	Owner of business (including agriculture)	33	2.1%
9	Person in free occupation (eg. Lawyer, dentist, artist, etc.)	4	0.3%
10	R irrelevant	1388	87.0%
<i>Warning: these figures indicate the number of cases found in the data file. They cannot be interpreted as summary statistics of the population of interest.</i>			
<b># var366: Could plan and control your work</b>			
<b>Information</b>	[Type= discrete] [Format=numeric] [Range= 1-9] [Missing=*]		
<b>Statistics [NW/ W]</b>	[Valid=1596 /-] [Invalid=0 /-]		
<b>Literal question</b>	To what extent would you say that you yourself could plan and control your work, would you say to a great extent, to some extent, to a small extent or not at all?		
<b>Concepts</b>	Labour and employment		

<b># var366: Could plan and control your work</b>			
Value	Label	Cases	Percentage
1	Great extent	64	4.0%
2	Some extent	59	3.7%
3	Small extent	42	2.6%
4	Not at all	43	2.7%
5	Don't know	0	
9	R irrelevant	1388	87.0%
<i>Warning: these figures indicate the number of cases found in the data file. They cannot be interpreted as summary statistics of the population of interest.</i>			
<b># var367: Did you have to manage others work</b>			
<b>Information</b>	[Type= discrete] [Format=numeric] [Range= 1-9] [Missing=*]		
<b>Statistics [NW/ W]</b>	[Valid=1596 /-] [Invalid=0 /-]		
<b>Literal question</b>	Did your tasks consist of directing the work of others?		
<b>Concepts</b>	Labour and employment		
Value	Label	Cases	Percentage
1	Yes	83	5.2%
2	No	126	7.9%
8	Don't know, can't remember, won't answer	0	
9	R irrelevant	1387	86.9%
<i>Warning: these figures indicate the number of cases found in the data file. They cannot be interpreted as summary statistics of the population of interest.</i>			
<b># var368: Were you employed or independent</b>			
<b>Information</b>	[Type= discrete] [Format=numeric] [Range= 1-9] [Missing=*]		
<b>Statistics [NW/ W]</b>	[Valid=1596 /-] [Invalid=0 /-]		
<b>Literal question</b>	Were you in your main occupation an employee, independent without hired help or independent with hired help?		
<b>Concepts</b>	Labour and employment		
Value	Label	Cases	Percentage
1	Employee	158	9.9%
2	Independent with hired help	25	1.6%
3	Independent without hired help	25	1.6%
9	R irrelevant	1388	87.0%
<i>Warning: these figures indicate the number of cases found in the data file. They cannot be interpreted as summary statistics of the population of interest.</i>			
<b># var369: Was the company private, public or assoc bussiness</b>			
<b>Information</b>	[Type= discrete] [Format=numeric] [Range= 1-9] [Missing=*]		
<b>Statistics [NW/ W]</b>	[Valid=1596 /-] [Invalid=0 /-]		
<b>Literal question</b>	Was the business private, public or associated with an organisation, eg. cooperative?		
<b>Concepts</b>	Labour and employment		
Value	Label	Cases	Percentage
1	Private	95	6.0%
2	Public	49	3.1%
3	Associated with an organisation, specify	13	0.8%
4	Other, specify	1	0.1%
9	R irrelevant	1438	90.1%
<i>Warning: these figures indicate the number of cases found in the data file. They cannot be interpreted as summary statistics of the population of interest.</i>			

<b># var370: How many employees</b>			
<b>Information</b>	[Type= discrete] [Format=numeric] [Range= 1-9] [Missing=*]		
<b>Statistics [NW/ W]</b>	[Valid=1596 /-] [Invalid=0 /-]		
<b>Literal question</b>	How many employees were in the company where you last worked?		
<b>Concepts</b>	Labour and employment		
<b>Value</b>	<b>Label</b>	<b>Cases</b>	<b>Percentage</b>
1	Less than 5 employees	43	2.7%
2	5-9 employees	21	1.3%
3	10-19 employees	19	1.2%
4	20-49 employees	28	1.8%
5	50-99 employees	15	0.9%
6	100-499 employees	32	2.0%
7	500 or more employees	17	1.1%
8	Don't know/can't say	9	0.6%
9	R irrelevant	1412	88.5%
<i>Warning: these figures indicate the number of cases found in the data file. They cannot be interpreted as summary statistics of the population of interest.</i>			
<b># var371: Spouse paid work</b>			
<b>Information</b>	[Type= discrete] [Format=numeric] [Range= 1-9] [Missing=*]		
<b>Statistics [NW/ W]</b>	[Valid=1596 /-] [Invalid=0 /-]		
<b>Literal question</b>	Does your spouse have paid work as the main source of livelihood?		
<b>Concepts</b>	Labour and employment		
<b>Value</b>	<b>Label</b>	<b>Cases</b>	<b>Percentage</b>
1	Yes	653	40.9%
2	No	423	26.5%
8	Don't know, can't remember, won't say	0	
9	R irrelevant	520	32.6%
<i>Warning: these figures indicate the number of cases found in the data file. They cannot be interpreted as summary statistics of the population of interest.</i>			
<b># var372: What is your spouse's main activities</b>			
<b>Information</b>	[Type= discrete] [Format=numeric] [Range= 1-9] [Missing=*]		
<b>Statistics [NW/ W]</b>	[Valid=1596 /-] [Invalid=0 /-]		
<b>Literal question</b>	What is your spouse's activities or source of livelihood?		
<b>Post-question</b>	Disabled grouped in retirement, pension.		
<b>Concepts</b>	Labour and employment		
<b>Value</b>	<b>Label</b>	<b>Cases</b>	<b>Percentage</b>
1	Pupil, student	16	1.0%
2	Pensioner, social security (benefits)	97	6.1%
3	Housework at home	297	18.6%
4	Other, specify	13	0.8%
9	R irrelevant	1173	73.5%
<i>Warning: these figures indicate the number of cases found in the data file. They cannot be interpreted as summary statistics of the population of interest.</i>			
<b># var373: what is-was spouse main occupation</b>			
<b>Information</b>	[Type= continuous] [Format=numeric] [Range= 0-9510] [Missing=*]		
<b>Statistics [NW/ W]</b>	[Valid=1596 /-] [Invalid=0 /-]		
<b>Literal question</b>	What is/was your spouse's main occupation?		

<b># var373: what is-was spouse main occupation</b>			
<b>Concepts</b>	Labour and employment		
<b># var377: Hvilken yrkesgruppe tilhører han-hun?</b>			
<b>Information</b>	[Type= discrete] [Format=numeric] [Range= 0-10] [Missing=*]		
<b>Statistics [NW/ W]</b>	[Valid=1596 /-] [Invalid=0 /-]		
<b>Literal question</b>	Which professional groups on this card does/did he/she belong to?		
<b>Concepts</b>	Labour and employment		
<b>Value</b>	<b>Label</b>	<b>Cases</b>	<b>Percentage</b>
0	Unanswered/won't answer	5	0.3%
1	Worker/labourer	276	17.3%
2	Lower functionary	153	9.6%
3	Higher functionary	140	8.8%
4	Independent without hired help	33	2.1%
5	Independent with hired help	42	2.6%
6	Farmer, forest owner	30	1.9%
7	Small farmer	6	0.4%
8	Fisherman	11	0.7%
9	Other occupational group, specify	48	3.0%
10	R irrelevant	852	53.4%
<i>Warning: these figures indicate the number of cases found in the data file. They cannot be interpreted as summary statistics of the population of interest.</i>			
<b># var378: Is-was company private, public or associated</b>			
<b>Information</b>	[Type= discrete] [Format=numeric] [Range= 1-9] [Missing=*]		
<b>Statistics [NW/ W]</b>	[Valid=1596 /-] [Invalid=0 /-]		
<b>Literal question</b>	Is/was the business private, public or associated with an organization, eg. cooperative?		
<b>Concepts</b>	Labour and employment		
<b>Value</b>	<b>Label</b>	<b>Cases</b>	<b>Percentage</b>
1	Private	411	25.8%
2	Public	286	17.9%
3	Associated with an organization, please specify	38	2.4%
4	Other, specify	8	0.5%
9	R irrelevant	853	53.4%
<i>Warning: these figures indicate the number of cases found in the data file. They cannot be interpreted as summary statistics of the population of interest.</i>			
<b># var379: Did she-he manage others</b>			
<b>Information</b>	[Type= discrete] [Format=numeric] [Range= 1-9] [Missing=*]		
<b>Statistics [NW/ W]</b>	[Valid=1596 /-] [Invalid=0 /-]		
<b>Literal question</b>	Has/had he/she tasks that consist/consisted in directing the work of others?		
<b>Concepts</b>	Labour and employment		
<b>Value</b>	<b>Label</b>	<b>Cases</b>	<b>Percentage</b>
1	Yes	323	20.2%
2	No	410	25.7%
8	Don't know/can't say	8	0.5%
9	R irrelevant	855	53.6%
<i>Warning: these figures indicate the number of cases found in the data file. They cannot be interpreted as summary statistics of the population of interest.</i>			



<b># var380: Father-guardian occupation growing up</b>			
<b>Information</b>	[Type= discrete] [Format=numeric] [Range= 0-10] [Missing=*]		
<b>Statistics [NW/ W]</b>	[Valid=1596 /-] [Invalid=0 /-]		
<b>Literal question</b>	Can you tell what career your father or guardian had when you were growing up? Which of the occupational groups on this card does/did he/she belong to?		
<b>Concepts</b>	Labour and employment		
<b>Value</b>	<b>Label</b>	<b>Cases</b>	<b>Percentage</b>
0	Unanswered/won't answer	21	1.3%
1	Worker/labourer	568	35.6%
2	Lower functionary	150	9.4%
3	Higher functionary	183	11.5%
4	Independent without hired help	98	6.1%
5	Independent with hired help	167	10.5%
6	Farmer, forest owner	197	12.3%
7	Small farmer	81	5.1%
8	Fhiserman	76	4.8%
9	Other occupational group, specify	55	3.4%
10	R irrelevant	0	
<i>Warning: these figures indicate the number of cases found in the data file. They cannot be interpreted as summary statistics of the population of interest.</i>			
<b># var381: Area of cultivated land</b>			
<b>Information</b>	[Type= continuous] [Format=numeric] [Range= 5-999] [Missing=*]		
<b>Statistics [NW/ W]</b>	[Valid=1596 /-] [Invalid=0 /-]		
<b>Literal question</b>	Approximately how large area of cultivated land do you have on the farm?		
<b>Concepts</b>	Data		
<b># var384: The written form of language</b>			
<b>Information</b>	[Type= discrete] [Format=numeric] [Range= 1-8] [Missing=*]		
<b>Statistics [NW/ W]</b>	[Valid=1596 /-] [Invalid=0 /-]		
<b>Literal question</b>	Which form of language do you use when you write, Bokmål or Nynorsk?		
<b>Concepts</b>	Political attitudes		
<b>Value</b>	<b>Label</b>	<b>Cases</b>	<b>Percentage</b>
1	Bokmål/riksmål	1399	87.7%
2	Nynorsk/landsmål	176	11.0%
8	Don't know/won't say	21	1.3%
<i>Warning: these figures indicate the number of cases found in the data file. They cannot be interpreted as summary statistics of the population of interest.</i>			
<b># var385: Interested in language question?</b>			
<b>Information</b>	[Type= discrete] [Format=numeric] [Range= 1-9] [Missing=*]		
<b>Statistics [NW/ W]</b>	[Valid=1596 /-] [Invalid=0 /-]		
<b>Literal question</b>	How interested are you in the language question, would you say that you are very interested, somewhat interested, or not interested?		
<b>Concepts</b>	Political attitudes		
<b>Value</b>	<b>Label</b>	<b>Cases</b>	<b>Percentage</b>
1	Very interested	184	11.5%
2	Somewhat interested	448	28.1%
3	Not interested	948	59.4%

### # var385: Interested in language question?

Value	Label	Cases	Percentage
8	Don't know/won't say	16	1.0%
9	R irrelevant	0	

Warning: these figures indicate the number of cases found in the data file. They cannot be interpreted as summary statistics of the population of interest.

### # var386: Attitudes to alcohol

<b>Information</b>	[Type= discrete] [Format=numeric] [Range= 1-8] [Missing=*]
<b>Statistics [NW/ W]</b>	[Valid=1596 /-] [Invalid=0 /-]
<b>Literal question</b>	Do you consider yourself as a teetotaler, or do you drink alcoholic beverages from time to time?
<b>Concepts</b>	Attitudes, Drinking behaviour

Value	Label	Cases	Percentage
1	Teetotaler	263	16.5%
2	Not a teetotaler, but in moderation (only if R uses the phrase itself)	285	17.9%
3	Drink alcoholic beverages	1037	65.0%
8	Don't know/won't answer	11	0.7%

Warning: these figures indicate the number of cases found in the data file. They cannot be interpreted as summary statistics of the population of interest.

### # var387: Interesse for avholdssaken?

<b>Information</b>	[Type= discrete] [Format=numeric] [Range= 1-9] [Missing=*]
<b>Statistics [NW/ W]</b>	[Valid=1596 /-] [Invalid=0 /-]
<b>Literal question</b>	How interested are you in the temperance movement, would you say that you are very interested, somewhat interested, or not interested?
<b>Concepts</b>	Attitudes, Drinking behaviour

Value	Label	Cases	Percentage
1	Very interested	84	5.3%
2	Somewhat interested	110	6.9%
3	Not interested	68	4.3%
8	Don't know	2	0.1%
9	R irrelevant	1332	83.5%

Warning: these figures indicate the number of cases found in the data file. They cannot be interpreted as summary statistics of the population of interest.

### # var388: Attitudes to the regulation of alcohol

<b>Information</b>	[Type= discrete] [Format=numeric] [Range= 1-9] [Missing=*]
<b>Statistics [NW/ W]</b>	[Valid=1596 /-] [Invalid=0 /-]
<b>Literal question</b>	In this country the government has implemented many measures to regulate the use of alcohol. What is your opinion on these regulations, do you think they are too strict or too lenient?
<b>Concepts</b>	Attitudes, Drinking behaviour

Value	Label	Cases	Percentage
1	Regulations too strict	346	21.7%
2	Good as they are	0	
3	Good as they are	592	37.1%
5	Too lenient	191	12.0%
8	Don't know, can't say	43	2.7%
9	R irrelevant	424	26.6%

Warning: these figures indicate the number of cases found in the data file. They cannot be interpreted as summary statistics of the population of interest.

<b># var389: Member of religious/christian org</b>			
<b>Information</b>	[Type= discrete] [Format=numeric] [Range= 1-9] [Missing=*]		
<b>Statistics [NW/ W]</b>	[Valid=1596 /-] [Invalid=0 /-]		
<b>Literal question</b>	Are you a member of any religious or Christian associations or organizations?		
<b>Concepts</b>	Religious beliefs, Religious affiliation, Religious attendance		
<b>Value</b>	<b>Label</b>	<b>Cases</b>	<b>Percentage</b>
1	Yes	139	8.7%
2	No	0	
5	No	1450	90.9%
8	Don't know/won't answer	7	0.4%
9	R irrelevant	0	
<i>Warning: these figures indicate the number of cases found in the data file. They cannot be interpreted as summary statistics of the population of interest.</i>			
<b># var390: Number of sermons last month</b>			
<b>Information</b>	[Type= continuous] [Format=numeric] [Range= 0-9] [Missing=*]		
<b>Statistics [NW/ W]</b>	[Valid=1596 /-] [Invalid=0 /-]		
<b>Literal question</b>	How many times during the last month have you ... ... A. Been present at services in the church?		
<b>Concepts</b>	Religious beliefs, Religious affiliation, Religious attendance		
<b>Value</b>	<b>Label</b>	<b>Cases</b>	<b>Percentage</b>
9	Unanswered	20	100.0%
<i>Warning: these figures indicate the number of cases found in the data file. They cannot be interpreted as summary statistics of the population of interest.</i>			
<b># var391: Number of religious meetings last months</b>			
<b>Information</b>	[Type= continuous] [Format=numeric] [Range= 0-99] [Missing=*]		
<b>Statistics [NW/ W]</b>	[Valid=1596 /-] [Invalid=0 /-]		
<b>Literal question</b>	How many times during the last month have you ... ... B. Attended other religious meetings?		
<b>Concepts</b>	Religious beliefs, Religious affiliation, Religious attendance		
<b>Value</b>	<b>Label</b>	<b>Cases</b>	<b>Percentage</b>
99	Unanswered	28	100.0%
<i>Warning: these figures indicate the number of cases found in the data file. They cannot be interpreted as summary statistics of the population of interest.</i>			
<b># var393: Listened to sermons radion-tv: how many</b>			
<b>Information</b>	[Type= continuous] [Format=numeric] [Range= 0-99] [Missing=*]		
<b>Statistics [NW/ W]</b>	[Valid=1596 /-] [Invalid=0 /-]		
<b>Literal question</b>	How many times during the last month have you ... ... C. Listened to sermons and religious services on radio and television?		
<b>Concepts</b>	Religious beliefs, Religious affiliation, Religious attendance		
<b>Value</b>	<b>Label</b>	<b>Cases</b>	<b>Percentage</b>
99	Unanswered	25	100.0%
<i>Warning: these figures indicate the number of cases found in the data file. They cannot be interpreted as summary statistics of the population of interest.</i>			
<b># var395: Member of professional organization</b>			
<b>Information</b>	[Type= discrete] [Format=numeric] [Range= 0-8] [Missing=*]		
<b>Statistics [NW/ W]</b>	[Valid=1596 /-] [Invalid=0 /-]		

**# var395: Member of professional organization**

<b>Literal question</b>	Are you a member of a professional body, eg. a union, an organisation outside the labour movement, functionary organisation, agricultural organisation or employer organisation?
-------------------------	--

<b>Concepts</b>	Trade union membership
-----------------	------------------------

Value	Label	Cases	Percentage
0	No organisation	814	51.0%
1	Union	467	29.3%
2	Functionary organisation	132	8.3%
3	The Norwegian Farmers Union	47	2.9%
4	Norwegian Farmers and Smallholders Union	3	0.2%
5	Norwegian Fishermen's Association	6	0.4%
6	Employers organisation	12	0.8%
7	Other, specify	87	5.5%
8	Don't know/won't answer	28	1.8%

*Warning: these figures indicate the number of cases found in the data file. They cannot be interpreted as summary statistics of the population of interest.*

**# var396: Position of trust in organisation**

<b>Information</b>	[Type= discrete] [Format=numeric] [Range= 1-9] [Missing=*]
--------------------	--

<b>Statistics [NW/ W]</b>	[Valid=1596 /-] [Invalid=0 /-]
---------------------------	--------------------------------

<b>Literal question</b>	Do you currently have an elected position of trust in this organization?
-------------------------	--

<b>Concepts</b>	Trade union membership
-----------------	------------------------

Value	Label	Cases	Percentage
1	Yes	113	7.1%
2	No	647	40.5%
8	Don't know, won't answer	0	
9	R irrelevant	836	52.4%

*Warning: these figures indicate the number of cases found in the data file. They cannot be interpreted as summary statistics of the population of interest.*

**# var397: Which general education have you completed**

<b>Information</b>	[Type= discrete] [Format=numeric] [Range= 1-9] [Missing=*]
--------------------	--

<b>Statistics [NW/ W]</b>	[Valid=1596 /-] [Invalid=0 /-]
---------------------------	--------------------------------

<b>Literal question</b>	Which general education have you completed?
-------------------------	---

<b>Concepts</b>	Educational levels
-----------------	--------------------










Value	Label	Cases	Percentage
1	7-year primary school or less	501	31.4%
2	1-year continuation or continuation school	158	9.9%
3	2-year continuation or continuation school	47	2.9%
4	9-year primary (or optional 10 years)	241	15.1%
5	Folk High School (youth or county school) 1 year course	92	5.8%
6	Middle school	214	13.4%
7	Folk High School 2-year course	39	2.4%
8	General Certificate of Education or examination at the economic high school	297	18.6%
9	Unstated or no general education	7	0.4%

*Warning: these figures indicate the number of cases found in the data file. They cannot be interpreted as summary statistics of the population of interest.*

**# var398: Other edu. - at least 5 months**

<b>Information</b>	[Type= discrete] [Format=numeric] [Range= 1-8] [Missing=*]
--------------------	--

<b># var398: Other edu. - at least 5 months</b>			
<b>Statistics [NW/ W]</b>		[Valid=1596 /-] [Invalid=0 /-]	
<b>Literal question</b>		Have you completed other education where schooling or studies normally last at least 5 months?	
<b>Concepts</b>		Educational levels	
<b>Value</b>	<b>Label</b>	<b>Cases</b>	<b>Percentage</b>
1	Yes	983	61.6%
2	No	590	37.0%
3	Attend school now	14	0.9%
8	Unanswered	9	0.6%
<i>Warning: these figures indicate the number of cases found in the data file. They cannot be interpreted as summary statistics of the population of interest.</i>			
<b># var399: Education: level</b>			
<b>Information</b>		[Type= discrete] [Format=numeric] [Range= 3-9] [Missing=*]	
<b>Statistics [NW/ W]</b>		[Valid=1596 /-] [Invalid=0 /-]	
<b>Literal question</b>		Level, education code.	
<b>Concepts</b>		Educational levels	
<b>Value</b>	<b>Label</b>	<b>Cases</b>	<b>Percentage</b>
3	Gymnasium level 1	475	29.8%
4	Gymnasium level 2	241	15.1%
5	Univesrity/college level 1	152	9.5%
6	Univesrity/college level 2	47	2.9%
7	Univesrity/college level 3	50	3.1%
8	Scientist level	1	0.1%
9	No stated education	630	39.5%
<i>Warning: these figures indicate the number of cases found in the data file. They cannot be interpreted as summary statistics of the population of interest.</i>			
<b># var400: Education: field of study</b>			
<b>Information</b>		[Type= discrete] [Format=numeric] [Range= 0-9] [Missing=*]	
<b>Statistics [NW/ W]</b>		[Valid=1596 /-] [Invalid=0 /-]	
<b>Literal question</b>		Field of study, from educational code.	
<b>Concepts</b>		Educational levels	
<b>Value</b>	<b>Label</b>	<b>Cases</b>	<b>Percentage</b>
0		23	1.4%
1		9	0.6%
2		34	2.1%
3		53	3.3%
4		284	17.8%
5		311	19.5%
6		54	3.4%
7		78	4.9%
8		45	2.8%
9		705	44.2%
<i>Warning: these figures indicate the number of cases found in the data file. They cannot be interpreted as summary statistics of the population of interest.</i>			
<b># var400a: 2-sifret utdanningskode</b>			
<b>Information</b>		[Type= continuous] [Format=numeric] [Range= 31-99] [Missing=*]	
<b>Statistics [NW/ W]</b>		[Valid=1596 /-] [Invalid=0 /-]	

<b># var400a: 2-sifret utdanningskode</b>			
<b>Literal question</b>	2-digit education code.		
<b>Concepts</b>	Educational levels		
<b># var401: How many years school-studies</b>			
<b>Information</b>	[Type= continuous] [Format=numeric] [Range= 4-99] [Missing=*]		
<b>Statistics [NW/ W]</b>	[Valid=1596 /-] [Invalid=0 /-]		
<b>Literal question</b>	Approximately how many years have you attended school/study (including primary school)?		
<b>Concepts</b>	Educational levels		
<b># var403: Owner or have car at your disposal</b>			
<b>Information</b>	[Type= discrete] [Format=numeric] [Range= 1-8] [Missing=*]		
<b>Statistics [NW/ W]</b>	[Valid=1596 /-] [Invalid=0 /-]		
<b>Literal question</b>	I have here a list of different things people may own or have in the house. Can you tell which of these things you or others in your household owns, and which you have at your disposal ...  ... A. Car.		
<b>Concepts</b>	Standard of living		
<b>Value</b>	<b>Label</b>	<b>Cases</b>	<b>Percentage</b>
1	Own	1164	 72.9%
2	Have at my disposal	88	 5.5%
3	No	330	 20.7%
8	Unanswered	14	 0.9%
<i>Warning: these figures indicate the number of cases found in the data file. They cannot be interpreted as summary statistics of the population of interest.</i>			
<b># var404: Own or have telephone at your disposal</b>			
<b>Information</b>	[Type= discrete] [Format=numeric] [Range= 1-8] [Missing=*]		
<b>Statistics [NW/ W]</b>	[Valid=1596 /-] [Invalid=0 /-]		
<b>Literal question</b>	I have here a list of different things people may own or have in the house. Can you tell which of these things you or others in your household owns, and which you have at your disposal ...  ... B. Telephone.		
<b>Concepts</b>	Standard of living		
<b>Value</b>	<b>Label</b>	<b>Cases</b>	<b>Percentage</b>
1	Own	1018	 63.8%
2	Have at my disposal	165	 10.3%
3	No	404	 25.3%
8	Unanswered	9	 0.6%
<i>Warning: these figures indicate the number of cases found in the data file. They cannot be interpreted as summary statistics of the population of interest.</i>			
<b># var405: Own or have at my disposal cottage</b>			
<b>Information</b>	[Type= discrete] [Format=numeric] [Range= 1-8] [Missing=*]		
<b>Statistics [NW/ W]</b>	[Valid=1596 /-] [Invalid=0 /-]		
<b>Literal question</b>	I have here a list of different things people may own or have in the house. Can you tell which of these things you or others in your household owns, and which you have at your disposal ...  ... C. Cottage/vacation home.		
<b>Concepts</b>	Standard of living		
<b>Value</b>	<b>Label</b>	<b>Cases</b>	<b>Percentage</b>
1	Own	392	 24.6%

<b># var405: Own or have at my disposal cottage</b>			
Value	Label	Cases	Percentage
2	Have at my disposal	189	11.8%
3	No	1002	62.8%
8	Unanswered	13	0.8%
<i>Warning: these figures indicate the number of cases found in the data file. They cannot be interpreted as summary statistics of the population of interest.</i>			
<b># var406: Own or have boat at my disposal</b>			
<b>Information</b>	[Type= discrete] [Format=numeric] [Range= 1-8] [Missing=*]		
<b>Statistics [NW/ W]</b>	[Valid=1596 /-] [Invalid=0 /-]		
<b>Literal question</b>	I have here a list of different things people may own or have in the house. Can you tell which of these things you or others in your household owns, and which you have at your disposal ...  ... D. Motorboat/sailboat.		
<b>Concepts</b>	Standard of living		
Value	Label	Cases	Percentage
1	Own	296	18.5%
2	Have at my disposal	73	4.6%
3	No	1206	75.6%
8	Unanswered	21	1.3%
<i>Warning: these figures indicate the number of cases found in the data file. They cannot be interpreted as summary statistics of the population of interest.</i>			
<b># var407: Own or have Stocks/bonds at my disposal</b>			
<b>Information</b>	[Type= discrete] [Format=numeric] [Range= 1-8] [Missing=*]		
<b>Statistics [NW/ W]</b>	[Valid=1596 /-] [Invalid=0 /-]		
<b>Literal question</b>	I have here a list of different things people may own or have in the house. Can you tell which of these things you or others in your household owns, and which you have at your disposal ...  ... E. Stocks/bonds (except your own home).		
<b>Concepts</b>	Standard of living		
Value	Label	Cases	Percentage
1	Own	301	18.9%
2	Have at my disposal	1	0.1%
3	No	1267	79.4%
8	Unanswered	27	1.7%
<i>Warning: these figures indicate the number of cases found in the data file. They cannot be interpreted as summary statistics of the population of interest.</i>			
<b># var408: Income group</b>			
<b>Information</b>	[Type= discrete] [Format=numeric] [Range= 0-9] [Missing=*]		
<b>Statistics [NW/ W]</b>	[Valid=1596 /-] [Invalid=0 /-]		
<b>Literal question</b>	How much gross income did you (and your spouse) have in 1980?		
<b>Post-question</b>	By gross income we mean the total income before any deductions and tax.		
<b>Interviewer's instructions</b>	NB: for married respondents, the sum of the spouses' income shall be stated. (If respondent has no personal income, provided the spouse).		
<b>Concepts</b>	Income		
Value	Label	Cases	Percentage
0	No income	30	1.9%
1	Less than kr 30.000	180	11.3%
2	Kr 30.000 - 59.900	214	13.4%

<b># var408: Income group</b>			
<b>Value</b>	<b>Label</b>	<b>Cases</b>	<b>Percentage</b>
3	Kr 60.000 - 99.900	427	26.8%
4	Kr 100.000 - 149.900	395	24.7%
5	Kr 150.000 - 199.900	225	14.1%
6	Kr 200.000 - 299.900	68	4.3%
7	Kr 300.000 and more	22	1.4%
8	Refuse to provide information	13	0.8%
9	Don't know/can't say	22	1.4%

*Warning: these figures indicate the number of cases found in the data file. They cannot be interpreted as summary statistics of the population of interest.*

<b># var409: Lease ownership terms</b>	
<b>Information</b>	[Type= discrete] [Format=numeric] [Range= 1-8] [Missing=*]
<b>Statistics [NW/ W]</b>	[Valid=1596 /-] [Invalid=0 /-]
<b>Literal question</b>	Hva er leie-/eierforholdet m.h.t. boligen?
<b>Concepts</b>	Housing

<b>Value</b>	<b>Label</b>	<b>Cases</b>	<b>Percentage</b>
1	Rented housing with deposits (shares, bonds)	247	15.5%
2	Rented housing without deposits (shares, bonds)	219	13.7%
3	Activities Housing, tenant housing, housing for retired	88	5.5%
4	Own house/apartment	1027	64.3%
8	Unanswered	15	0.9%

*Warning: these figures indicate the number of cases found in the data file. They cannot be interpreted as summary statistics of the population of interest.*



<b># var410: Type of house</b>			
<b>Information</b>	[Type= discrete] [Format=numeric] [Range= 1-8] [Missing=*]		
<b>Statistics [NW/ W]</b>	[Valid=1596 /-] [Invalid=0 /-]		
<b>Literal question</b>	Type of house.		
<b>Concepts</b>	Housing		
<b>Value</b>	<b>Label</b>	<b>Cases</b>	<b>Percentage</b>
1	Detached house (detached with at least half a meter distance to the nearest residential buildings)	852	53.4%
2	Villa in range, brand, patios, terraces or half of the vertically-detached	190	11.9%
3	Horizontal-detached	83	5.2%
4	Farmhouses in relation to farms in operation (main building housing for retired farmers, tenant's house)	161	10.1%
5	Block, tower blocks and other large houses built together	236	14.8%
6	Commercial building, operations building and the like (where half or less of the floor space is used for private apartments)	24	1.5%
7	Other housing	41	2.6%
8	Unanswered	9	0.6%
<i>Warning: these figures indicate the number of cases found in the data file. They cannot be interpreted as summary statistics of the population of interest.</i>			
<b># v424: Additional form</b>			
<b>Information</b>	[Type= continuous] [Format=numeric] [Range= 0-174] [Missing=*]		
<b>Statistics [NW/ W]</b>	[Valid=1596 /-] [Invalid=0 /-]		
<b>Literal question</b>	Additional form.		
<b>Concepts</b>	Data		
<b># v427: Municipality-addition</b>			
<b>Information</b>	[Type= continuous] [Format=numeric] [Range= 0-2030] [Missing=*]		
<b>Statistics [NW/ W]</b>	[Valid=1596 /-] [Invalid=0 /-]		
<b>Literal question</b>	Municipality-addition.		
<b>Concepts</b>	Data		
<b># v431: Addition</b>			
<b>Information</b>	[Type= discrete] [Format=numeric] [Range= 0-0] [Missing=*]		
<b>Statistics [NW/ W]</b>	[Valid=1596 /-] [Invalid=0 /-]		
<b>Literal question</b>	Addition.		
<b>Concepts</b>	Data		
<b>Value</b>	<b>Label</b>	<b>Cases</b>	<b>Percentage</b>
0		1596	100.0%
<i>Warning: these figures indicate the number of cases found in the data file. They cannot be interpreted as summary statistics of the population of interest.</i>			
<b># v434: Voted 1981 election-addition</b>			
<b>Information</b>	[Type= discrete] [Format=numeric] [Range= 1-8] [Missing=*]		
<b>Statistics [NW/ W]</b>	[Valid=1596 /-] [Invalid=0 /-]		
<b>Literal question</b>	Voted in the 1981 election. Addition.		
<b>Concepts</b>	Voting		
<b>Value</b>	<b>Label</b>	<b>Cases</b>	<b>Percentage</b>
1	Yes	698	43.7%

<b># v434: Voted 1981 election-addition</b>			
Value	Label	Cases	Percentage
2	No	60	3.8%
8		838	52.5%
<i>Warning: these figures indicate the number of cases found in the data file. They cannot be interpreted as summary statistics of the population of interest.</i>			
<b># v435: Voting 81-addition</b>			
<b>Information</b>	[Type= continuous] [Format=numeric] [Range= 0-99] [Missing=*]		
<b>Statistics [NW/ W]</b>	[Valid=1596 /-] [Invalid=0 /-]		
<b>Literal question</b>	Voting 81-addition.		
<b>Concepts</b>	Voting		
<b># v437: Joint list 81-addition</b>			
<b>Information</b>	[Type= continuous] [Format=numeric] [Range= 13-99] [Missing=*]		
<b>Statistics [NW/ W]</b>	[Valid=1596 /-] [Invalid=0 /-]		
<b>Literal question</b>	Joint list 81-addition.		
<b>Concepts</b>	Voting		
<b># v439: Recall voting 77-addition</b>			
<b>Information</b>	[Type= continuous] [Format=numeric] [Range= 10-99] [Missing=*]		
<b>Statistics [NW/ W]</b>	[Valid=1596 /-] [Invalid=0 /-]		
<b>Literal question</b>	Recall voting 77-addition.		
<b>Concepts</b>	Voting		
<b># v441: Joint list 77-addition</b>			
<b>Information</b>	[Type= continuous] [Format=numeric] [Range= 13-99] [Missing=*]		
<b>Statistics [NW/ W]</b>	[Valid=1596 /-] [Invalid=0 /-]		
<b>Literal question</b>	Joint list 77-addition.		
<b>Concepts</b>	Voting		
<b># v443: Birth 81-addition</b>			
<b>Information</b>	[Type= continuous] [Format=numeric] [Range= 1-99] [Missing=*]		
<b>Statistics [NW/ W]</b>	[Valid=1596 /-] [Invalid=0 /-]		
<b>Literal question</b>	Birth 81-addition.		
<b>Concepts</b>	Data		
<b># v445: Sample type</b>			
<b>Information</b>	[Type= discrete] [Format=numeric] [Range= 1-5] [Missing=*]		
<b>Statistics [NW/ W]</b>	[Valid=1596 /-] [Invalid=0 /-]		
<b>Literal question</b>	Sample type.		
<b>Concepts</b>	Data		
Value	Label	Cases	Percentage
1	Pa77	593	37.2%
2	Pafra	78	4.9%
3	Patil	98	6.1%
4	H-23	114	7.1%
5	H-79	713	44.7%
<i>Warning: these figures indicate the number of cases found in the data file. They cannot be interpreted as summary statistics of the population of interest.</i>			

**# v457: Census data 81**

<b>Information</b>	[Type= discrete] [Format=numeric] [Range= 1-4] [Missing=*]
<b>Statistics [NW/ W]</b>	[Valid=1596 /-] [Invalid=0 /-]
<b>Literal question</b>	Census data 81.
<b>Concepts</b>	Data

Value	Label	Cases	Percentage
1	Voted	1394	87.3%
2	Not voted	201	12.6%
3	Unanswered	0	
4		1	0.1%

*Warning: these figures indicate the number of cases found in the data file. They cannot be interpreted as summary statistics of the population of interest.*

**# v475: Region 6 cut**

<b>Information</b>	[Type= discrete] [Format=numeric] [Range= 1-6] [Missing=*]
<b>Statistics [NW/ W]</b>	[Valid=1596 /-] [Invalid=0 /-]
<b>Literal question</b>	Region 6 cut.
<b>Concepts</b>	Data

Value	Label	Cases	Percentage
1	Oslo fjord	559	35.0%
2	Østlandet	231	14.5%
3	Sørlandet	70	4.4%
4	Vestlandet	422	26.4%
5	Trøndelag	148	9.3%
6	North norway	166	10.4%

*Warning: these figures indicate the number of cases found in the data file. They cannot be interpreted as summary statistics of the population of interest.*

**# v476: Region SSB 81**

<b>Information</b>	[Type= discrete] [Format=numeric] [Range= 1-6] [Missing=*]
<b>Statistics [NW/ W]</b>	[Valid=1596 /-] [Invalid=0 /-]
<b>Literal question</b>	Region SSB 81.
<b>Concepts</b>	Data

Value	Label	Cases	Percentage
1	Oslo-akershus	312	19.5%
2	Østlandet	478	29.9%
3	South west	207	13.0%
4	Vestlandet (west)	285	17.9%
5	Trøndelag	148	9.3%
6	North norway	166	10.4%

*Warning: these figures indicate the number of cases found in the data file. They cannot be interpreted as summary statistics of the population of interest.*

**# v477: Occupation 8 cut 81**

<b>Information</b>	[Type= discrete] [Format=numeric] [Range= 1-9] [Missing=*]
<b>Statistics [NW/ W]</b>	[Valid=1596 /-] [Invalid=0 /-]
<b>Literal question</b>	Occupation 8 cut 81.
<b>Concepts</b>	Data

**# v477: Occupation 8 cut 81**

Value	Label	Cases	Percentage
1	Worker	583	36.5%
2	Lower public functionar	227	14.2%
3	Lower private functionary	204	12.8%
4	Higher public functionary	73	4.6%
5	Higher private functionary	98	6.1%
6	Independent without hire help	76	4.8%
7	Independent with hired help	86	5.4%
8	Primary	74	4.6%
9	Other	175	11.0%

Warning: these figures indicate the number of cases found in the data file. They cannot be interpreted as summary statistics of the population of interest.

**# v478: Occupation 5 cut 81**

<b>Information</b>	[Type= discrete] [Format=numeric] [Range= 1-9] [Missing=*]
<b>Statistics [NW/ W]</b>	[Valid=1596 /-] [Invalid=0 /-]
<b>Literal question</b>	Occupation 5 cut 81.
<b>Concepts</b>	Data

Value	Label	Cases	Percentage
1	Worker	583	36.5%
2	Public	300	18.8%
3	Private	302	18.9%
4	Independent	162	10.2%
5	Primary	74	4.6%
9	Other	175	11.0%

Warning: these figures indicate the number of cases found in the data file. They cannot be interpreted as summary statistics of the population of interest.

**# v479: Occupation group ii SSB 81**

<b>Information</b>	[Type= discrete] [Format=numeric] [Range= 1-9] [Missing=*]
<b>Statistics [NW/ W]</b>	[Valid=1596 /-] [Invalid=0 /-]
<b>Literal question</b>	Occupation group ii SSB 81.
<b>Concepts</b>	Data

Value	Label	Cases	Percentage
1	Worker	581	36.4%
2	Public	296	18.5%
3	Private	299	18.7%
4	Independet	161	10.1%
5	Primary	74	4.6%
6	Student	83	5.2%
9	Other	102	6.4%

Warning: these figures indicate the number of cases found in the data file. They cannot be interpreted as summary statistics of the population of interest.

**# v480: Occupation group i SSB 81**

<b>Information</b>	[Type= discrete] [Format=numeric] [Range= 1-9] [Missing=*]
<b>Statistics [NW/ W]</b>	[Valid=1596 /-] [Invalid=0 /-]
<b>Literal question</b>	Occupation group i SSB 81.
<b>Concepts</b>	Data

**# v480: Occupation group i SSB 81**

Value	Label	Cases	Percentage
1	Worker	393	24.6%
2	Public	239	15.0%
3	Private	239	15.0%
4	Independent	87	5.5%
5	Primary	61	3.8%
6	Student	83	5.2%
7	Pensioner/retired	263	16.5%
8	Housewife	193	12.1%
9	Other	38	2.4%

Warning: these figures indicate the number of cases found in the data file. They cannot be interpreted as summary statistics of the population of interest.

**# v483: Education 4 cut agency code 81**

<b>Information</b>	[Type= discrete] [Format=numeric] [Range= 1-8] [Missing=*]
<b>Statistics [NW/ W]</b>	[Valid=1596 /-] [Invalid=0 /-]
<b>Literal question</b>	Education 4 cut agency code 81.
<b>Concepts</b>	Data

Value	Label	Cases	Percentage
1	Primary	479	30.0%
2	Gymnasium 1	546	34.2%
3	Gymnasium 2	297	18.6%
4	University	250	15.7%
8	Not stated	24	1.5%

Warning: these figures indicate the number of cases found in the data file. They cannot be interpreted as summary statistics of the population of interest.

**# v485: Municipality type**

<b>Information</b>	[Type= discrete] [Format=numeric] [Range= 1-4] [Missing=*]
<b>Statistics [NW/ W]</b>	[Valid=1596 /-] [Invalid=0 /-]
<b>Literal question</b>	Municipality type.
<b>Concepts</b>	Data

Value	Label	Cases	Percentage
1	Spr-f	46	2.9%
2	Spr-a	513	32.1%
3	Densly populated	175	11.0%
4	City	862	54.0%

Warning: these figures indicate the number of cases found in the data file. They cannot be interpreted as summary statistics of the population of interest.

**# v486: Region 3 cut 81**

<b>Information</b>	[Type= discrete] [Format=numeric] [Range= 1-3] [Missing=*]
<b>Statistics [NW/ W]</b>	[Valid=1596 /-] [Invalid=0 /-]
<b>Literal question</b>	Region 3 cut 81.
<b>Concepts</b>	Data

Value	Label	Cases	Percentage
1	Østlandet	790	49.5%
2	Sør- og vestlandet	492	30.8%
3	Trøndelag-north norway	314	19.7%

**# v486: Region 3 cut 81**

*Warning: these figures indicate the number of cases found in the data file. They cannot be interpreted as summary statistics of the population of interest.*

**# skjema: Form**

**Information** [Type= discrete] [Format=numeric] [Range= 0-99] [Missing=\*]

**Statistics [NW/ W]** [Valid=728 /-] [Invalid=868 /-]

**Literal question** Form.

**Concepts** Data

Value	Label	Cases	Percentage
0	Other	3	0.4%
10	DNA	260	35.7%
11	DLF	9	1.2%
12	FrP	31	4.3%
13	H	224	30.8%
14	KrF	63	8.7%
15	NKP	3	0.4%
16	RV/AKP	2	0.3%
17	Sp	52	7.1%
18	Sv	42	5.8%
19	V	27	3.7%
20	Joint list, unspecified	0	
99	Unanswered/not voted	12	1.6%
Sysmiss		868	

*Warning: these figures indicate the number of cases found in the data file. They cannot be interpreted as summary statistics of the population of interest.*

**# tillegg: Addition**

**Information** [Type= discrete] [Format=numeric] [Range= 0-99] [Missing=\*]

**Statistics [NW/ W]** [Valid=1596 /-] [Invalid=0 /-]

**Literal question** Addition.

**Concepts** Data

Value	Label	Cases	Percentage
0	Other	1	0.1%
10	DNA	269	16.9%
11	DLF	2	0.1%
12	FrP	33	2.1%
13	H	224	14.0%
14	KrF	57	3.6%
15	NKP	2	0.1%
16	RV/AKP	5	0.3%
17	Sp	44	2.8%
18	Sv	24	1.5%
19	V	33	2.1%
20	Joint list, unspecified	1	0.1%
99	Unanswered/not voted	901	56.5%

*Warning: these figures indicate the number of cases found in the data file. They cannot be interpreted as summary statistics of the population of interest.*

**# stemme: Vote**

**Information** [Type= discrete] [Format=numeric] [Range= 0-99] [Missing=\*]

<b># stemme: Vote</b>			
<b>Statistics [NW/ W]</b>		[Valid=1596 /-] [Invalid=0 /-]	
<b>Literal question</b>		Vote.	
<b>Concepts</b>		Voting	
<b>Value</b>	<b>Label</b>	<b>Cases</b>	<b>Percentage</b>
0	Other	4	0.3%
10	DNA	526	33.0%
11	DLF	11	0.7%
12	FrP	63	3.9%
13	H	442	27.7%
14	KrF	116	7.3%
15	NKP	5	0.3%
16	RV/AKP	7	0.4%
17	Sp	95	6.0%
18	Sv	66	4.1%
19	V	60	3.8%
20	Joint list, unspecified	1	0.1%
99	Unanswered/not voted	200	12.5%

*Warning: these figures indicate the number of cases found in the data file. They cannot be interpreted as summary statistics of the population of interest.*

<b># nsystem: Voting 1981 - census controlled</b>			
<b>Information</b>		[Type= discrete] [Format=numeric] [Range= 0-99] [Missing=*]	
<b>Statistics [NW/ W]</b>		[Valid=1596 /-] [Invalid=0 /-]	
<b>Literal question</b>		Voting 1981 - census controlled.	
<b>Concepts</b>		Voting	
<b>Value</b>	<b>Label</b>	<b>Cases</b>	<b>Percentage</b>
0	Other	4	0.3%
10	DNA	506	31.7%
11	DLF	10	0.6%
12	FrP	59	3.7%
13	H	425	26.6%
14	KrF	114	7.1%
15	NKP	5	0.3%
16	RV/AKP	7	0.4%
17	Sp	95	6.0%
18	Sv	63	3.9%
19	V	59	3.7%
20	Joint list, unspecified	1	0.1%
99	Unanswered/not voted	248	15.5%

*Warning: these figures indicate the number of cases found in the data file. They cannot be interpreted as summary statistics of the population of interest.*