

**Norway**

**Valen, Henry, Institute for Social Research, Oslo**  
**Aardal, Bernt, Institute for Social Research, Oslo**

**Norwegian Election Study, 1977**

**Study Documentation**

March 23, 2018

# Metadata Production

<b>Metadata Producer(s)</b>	Norwegian Social Science Data Services (NSD)
<b>Production Date</b>	March 16, 2010
<b>Version</b>	
<b>Identification</b>	NSD0062

# Table of Contents

<a href="#">Overview</a>	4
<a href="#">Scope &amp; Coverage</a>	4
<a href="#">Producers &amp; Sponsors</a>	4
<a href="#">Sampling</a>	5
<a href="#">Data Collection</a>	5
<a href="#">Accessibility</a>	5
<a href="#">Rights &amp; Disclaimer</a>	5
<a href="#">Files Description</a>	6
<a href="#">NSD0062</a>	6
<a href="#">Variables Group(s)</a>	7
<a href="#">All variables</a>	7
<a href="#">Background information</a>	25
<a href="#">Work and income</a>	26
<a href="#">Political interest, activity and interest</a>	28
<a href="#">Attitudes to political questions</a>	30
<a href="#">View on economy and work</a>	34
<a href="#">Attitudes to politics and society</a>	34
<a href="#">Party identification and party symbol</a>	35
<a href="#">Accordance respondent-party in political questions</a>	36
<a href="#">Right-left dimension</a>	40
<a href="#">Elections and voting</a>	41
<a href="#">Information for the bureau</a>	47
<a href="#">Interview technical variables</a>	47
<a href="#">Variables Description</a>	49
<a href="#">NSD0062</a>	50

## Norwegian Election Study, 1977

Overview	
<b>Type</b>	Norwegian Election Studies
<b>Identification</b>	NSD0062
<b>Version</b>	Production Date: 2010-04-16 <u>Notes</u> Data from Statistics Norway are documented and prepared, second NSD edition.
<b>Series</b>	The Norwegian Election Research Programme was launched in the middle of the 1950's, under the direction of The Institute for Social Research. Henry Valen and Stein Rokkan were responsible for the programme. The programme co-operated with Norsk Gallup Institute A/S for sample survey data collection in the election studies covering the Storting elections in 1957, 1965, 1969 and 1973. In 1977 the programme started to co-operate with Statistics Norway (SSB) for the data collection for these studies. The election studies are intended to give statistical data for research covering elections and political processes in Norway.
<p><b><u>Abstract</u></b></p> <p>The Norwegian Election Study in 1977 is included in the Election Reserach Program at Institute of Social Research - ISF - (1957-1977). The objective of the study is partly to extend the analyses of earlier elections, partly to study the actual tendencies in Norwegian politics and characteristics of the election to the National Assembly - Stortinget - in 1977.</p> <p>Bernt Aardal and Henry Valen have been responsible at IFS for the study. Statistics Norway completed in 1977 a data collection for the Norwegian Election study 1977: ISF has prepared the questionnaires, while SSB has drawn the sample, completed the collection of data and organised the data files.</p> <p>For access to the dataset, use the NSD application form:</p> <p><a href="http://www.nsd.uib.no/bestilledata/survey/">http://www.nsd.uib.no/bestilledata/survey/</a></p>	
<b>Kind of Data</b>	Survey data
<b>Unit of Analysis</b>	Individuals

Scope & Coverage	
<b>Keywords</b>	Elections, Political parties, Political attitudes, Political participation, Voting, Politics
<b>Topics</b>	Elections
<b><u>Time Period(s)</u></b>	1977
<b><u>Countries</u></b>	Norway
<p><b><u>Geographic Coverage</u></b></p> <p>Landsdel (Part of country)</p>	
<p><b><u>Universe</u></b></p> <p>Eligible population under 80 years of age.</p>	

Producers & Sponsors	
<b>Primary Investigator(s)</b>	Valen, Henry, Institute for Social Research, Oslo Aardal, Bernt, Institute for Social Research, Oslo
<b>Other Producer(s)</b>	Statistics Norway (SSB)

<b>Funding Agency/ies</b>	The Reseach Council of Norway (NFR)
---------------------------	-------------------------------------

<b>Sampling</b>	
<b>Sampling Procedure</b> National 2-stage stratified random sample, stratification by geography, population density and occupational structure, sampling procedure developed by SSB, eligible population 18-79 years	
Gross sample: 2 200, 50% panel with the 1981-study. Net sample: 1 596 Response rate: 72,5%	

<b>Data Collection</b>	
<b>Data Collection Dates</b>	start 1977-09-15 end 1977-10-31
<b>Time Period(s)</b>	start 1977 end 1977
<b>Data Collection Mode</b>	Face-to-face interview
<b>Data Collector(s)</b>	

<b>Accessibility</b>	
<b>Distributor(s)</b>	Norwegian Social Science Data Services
<b>Access Conditions</b> Application for access to the data has to include name, institutional affiliation, project title, information about sources of financing, postal address. A declaration of secrecy has to be signed before delivery of data.	
<b>Citation Requirements</b> Users are obliged to refer to producer and distributor of the data by writing the following in forewords or footnotes in eventual publications: "(Some of) the data applied in the analysis in this publication are based on "Norwegian Election Study, 1977". The survey was financed by The Research Council of Norway. Data are provided by Henry Valen, Bernt Aardal, Insitute for Social Research (ISF) and Statistics Norway (SSB), and prepared and made available by Norwegian Social Science Data Services (NSD). Neither the Henry Valen, Bernt Aardal, ISF, SSB nor NSD are responsible for the analyses/interpretation of the data presented here."	

<b>Rights &amp; Disclaimer</b>	
<b>Disclaimer</b> Neither Henry Valen, Bernt Aardal, ISF, SSB nor NSD are responsible for the analyses/interpretation of the data presented here.	
<b>Copyright</b>	Copyright (C) 1977 Statistics Norway

# Files Description

Dataset contains 1 file(s)

NSD0062	
# Cases	1730
# Variable(s)	328

# Variables Group(s)

Dataset contains 13 group(s)

Group All variables							
#	Name	Label	Type	Format	Valid	Invalid	Question
1	v001	Year of birth	continuous	numeric-8.0	1730	0	Var017: year of birth
2	v002	Sex	discrete	numeric-8.0	1730	0	Var022: sex
3	v003	Var024 Intervjudato (ddmm)	continuous	numeric-10.0	1730	0	Var024: date of interview (ddmm)
4	v004	Date of interview (ddmm)	continuous	numeric-9.0	1730	0	Var028: number of minutes the interview lasted
5	v005	Number of visits	discrete	numeric-9.0	1730	0	Var031: number of visits
6	v006	Sequence number	continuous	numeric-9.0	1730	0	Var033: sequence number
7	v007	Part of country	discrete	numeric-8.0	1730	0	Var040a: part of country
8	v008	Centrally located	discrete	numeric-8.0	1730	0	Var040b: centrally located
9	v009	Population density	discrete	numeric-8.0	1730	0	Var040c: population density
10	v010	Are you raised here?	discrete	numeric-8.0	1730	0	Are you raised in this place (city) or have you moved here?
11	v011	Which county did you grow up in?	discrete	numeric-8.0	806	924	Which county did you grow up in?
12	v012	How was the place where you grew up?	discrete	numeric-8.0	804	926	Hvordan var stedet der de vokste opp, vil de si at det var en ren landsbygd, et tettbygd sted, en vanlig by, eller en av de større byene i landet?
13	v013	Are you interested in politics?	discrete	numeric-8.0	1717	13	Would you say that you are very interested in politics, somewhat interested og not very interested?
14	v014	Which newspapers do you read regularly?	continuous	numeric-8.0	1696	34	Which newspapers do you read regularly?
15	v015	Which newspapers do you read regularly?	continuous	numeric-8.0	985	745	Which newspapers do you read regularly?
16	v016	Which newspapers do you read regularly?	continuous	numeric-8.0	359	1371	Which newspapers do you read regularly?
17	v017	Which newspapers do you read regularly?	continuous	numeric-8.0	113	1617	Which newspapers do you read regularly?
18	v018	Which newspapers do you read regularly?	continuous	numeric-8.0	29	1701	Which newspapers do you read regularly?
19	v019	Which newspapers do you read regularly?	continuous	numeric-8.0	8	1722	Which newspapers do you read regularly?
20	v020	How many newspapers does the io read regularly?	discrete	numeric-8.0	1730	0	How many newspapers does the io read regularly?
21	v021	Which newspapers do you read the most thoroughly?	continuous	numeric-8.0	974	756	Which of these newspapers do you normally read the most thoroughly?
22	v022	Which newspapers do you read the most thoroughly?	continuous	numeric-8.0	316	1414	Which newspapers do you normally read the most thoroughly?
23	v023	How often do you read political subjects?	discrete	numeric-8.0	1692	38	How often would you say that you normally read the political subjects in the newspapers, would you say that you read these subjects every day, often, sometimes of never?

#	Name	Label	Type	Format	Valid	Invalid	Question
24	v024	First case important for voting	discrete	numeric-8.0	1730	0	Could you mention one or two cases which were important for your voting? ... A. First case
25	v025	Second case important for voting	discrete	numeric-8.0	966	764	Could you mention one or two cases which were important for your voting? ... B. Second case
26	v026	Do you have opinions on the nato membership?	discrete	numeric-8.0	1729	1	Is this a question which you have opinions on?
27	v027	Opinion on norway and nato	discrete	numeric-8.0	1275	455	Many people are of the understanding that we should stick with the nato-alliance, while others think our membership should be ended, what is your opinion?
28	v028	Do you have an opinion on development aid?	discrete	numeric-8.0	1730	0	Is this a question which you have an opinion on?
29	v029	What should be done with the development aid?	discrete	numeric-8.0	1630	100	In your opinion, do you think that the aid should cease completely, continue like before, or should it continue in another way than the way it is currently distributed?
30	v030	First reason to cease aid	discrete	numeric-8.0	94	1636	Why do you think the aid should cease? ... A. First reason
31	v031	Second reason to cease aid	discrete	numeric-8.0	47	1683	Why do you think the aid should cease? ... B. Second reason
32	v032	Evaluation of the amount of aid until now	discrete	numeric-8.0	541	1189	Would you say that the aid we have have distributed until now, is approximately the right amount, to little or to much?
33	v033	First suggestion on how to spend aid	discrete	numeric-8.0	833	897	How do you think that out aid to developing countries should be distributed? ... A. First suggestion
34	v034	Second suggestion on how to spend aid	discrete	numeric-8.0	536	1194	How do you think that out aid to developing countries should be distributed? ... B. Second suggestion
35	v035	Do you have an opinion on welfare benefits?	discrete	numeric-8.0	1728	2	Is this a question which you have an opinion on?
36	v036	What should be done with the welfare benefits?	discrete	numeric-8.0	1641	89	Do you think that there should be less welfare benefits in the future, should they be kept the way they are today, or should they be expanded further?
37	v037	Opinions on abortion	discrete	numeric-8.0	1665	65	Which of the statements on the card correspond the best with your personal opinion?
38	v038	Cared about who won the election	discrete	numeric-8.0	1715	15	When you look back at the election this autumn, would you say that you personally cared about which party or which parties won or lost the election, or did this not matter especially to you?
39	v039	Var093 What caused the unemployment?	discrete	numeric-8.0	1486	244	Do you think this was primarily due to the politics of the government, or other causes?
40	v040	If conservative gvmt, what about unemployment?	discrete	numeric-8.0	1496	234	If we imagine that we had a conservative government during the last four years, do you think that the unemployment would be like today, higher than today, or lower than today?



#	Name	Label	Type	Format	Valid	Invalid	Question
41	v041	What caused the decline of the krone?	discrete	numeric-8.0	1461	269	What do you think is the primary cause, the politics of the government or other causes?
42	v042	If conservative government, what about prices?	discrete	numeric-8.0	1486	244	Let us imagine that we had a conservative government, do you think that the prices would have been the same as today, lower than today, or higher than today?
43	v043	How will the ec. Situation be in some years?	discrete	numeric-8.0	1622	108	Do you think your economic situation will be the same as now, better than now, or do you fear that it will be worse than now?
44	v044	Do you fear unemployment?	discrete	numeric-8.0	1649	81	Do you fear that you yourself or someone in your family will become unemployed in the coming years?
45	v045	Which party do you support?	discrete	numeric-8.0	1687	43	Would you say that you in general consider yourself to support the party "høyre", "arbeiderpartiet", "sv" and so on, or do you not feel attached to any party?
46	v046	Strongly convinced supporter?	discrete	numeric-8.0	1726	4	Do you consider yourself to be a strongly convinced supporter of your party, or not especially strongly convinced?
47	v047	Are you a paying member of a party?	discrete	numeric-8.0	1721	9	Are you at the moment a paying member of any party?
48	v048	Direct or collective membership?	discrete	numeric-8.0	267	1463	Is this a direct membership or a collective association through a labour union?
49	v049	Which party are you member of?	discrete	numeric-8.0	219	1511	Which party is this?
50	v050	Would you consider becoming a member of a party?	discrete	numeric-8.0	1396	334	Would you consider becoming a member of a party?
51	v051	Build more kindergartens	discrete	numeric-8.0	1697	33	If you use one of the answers on this card, how do you see: ... A. The suggestion on building more kindergartens?
52	v052	Give the employees more influence	discrete	numeric-8.0	1640	90	If you use one of the answers on this card, how do you see: ... B. The suggestion on giving employees more influence in their work place?
53	v053	Reduce state control of business	discrete	numeric-8.0	1622	108	If you use one of the answers on this card, how do you see: ... C. The suggestion on reducing state control on private business?
54	v054	Better protection of confidential information	discrete	numeric-8.0	1658	72	If you use one of the answers on this card, how do you see: ... D. Better protection of confidential information of vital importance to the security of the nation?
55	v055	Abolish the mark system	discrete	numeric-8.0	1671	59	If you use one of the answers on this card, how do you see: ... E. Abolish the system of marks in our schools?
56	v056	Half of the storging women	discrete	numeric-8.0	1684	46	If you use one of the answers on this card, how do you see: ... F. Decide

#	Name	Label	Type	Format	Valid	Invalid	Question
							that half of the members in the storting should be women?
57	v057	Increase equal status of income+working conditions	discrete	numeric-8.0	1686	44	If you use one of the answers on this card, how do you see: ... G. Increase the equal status in the country considering income and working conditions?
58	v058	Move public offices from oslo	discrete	numeric-8.0	1650	80	If you use one of the answers on this card, how do you see: ... H. Move more public offices from oslo to other parts of the country?
59	v059	Socialise large businesses	discrete	numeric-8.0	1610	120	If you use one of the answers on this card, how do you see: ... I. Socialise large and important businesses?
60	v060	Lower taxes on low incomes	discrete	numeric-8.0	1696	34	If you use one of the answers on this card, how do you see: ... J. Lower the taxes on low incomes?
61	v061	Lower taxes on high incomes	discrete	numeric-8.0	1663	67	If you use one of the answers on this card, how do you see: ... K. Lower the taxes on high incomes?
62	v062	Close down unprofitable railway-tracks	discrete	numeric-8.0	1631	99	If you use one of the answers on this card, how do you see: ... L. Close down unprofitable side tracks of the railway?
63	v063	Forbid pornography	discrete	numeric-8.0	1687	43	If you use one of the answers on this card, how do you see: ... M. Forbid all forms of pornography?
64	v064	Reduce defense costs	discrete	numeric-8.0	1617	113	If you use one of the answers on this card, how do you see: ... N. Reduce the expences on defense?
65	v065	Reintroduce wage settlements by associations	discrete	numeric-8.0	1392	338	If you use one of the answers on this card, how do you see: ... O. Reintroduce wage settlements decided by associations?
66	v066	Reduce public support for agriculture	discrete	numeric-8.0	1575	155	If you use one of the answers on this card, how do you see: ... P. Reduce the public support for agriculture, without this affecting the prices of agricultural products?
67	v067	Forbid all oil drilling north of 62 degrees latitude	discrete	numeric-8.0	1506	224	If you use one of the answers on this card, how do you see: ... Q. Forbid all oil drilling north of 62 degrees latitude at least for the next ten years?
68	v068	Private firms access to oil drilling	discrete	numeric-8.0	1563	167	If you use one of the answers on this card, how do you see: ... R. Give private firms better possibilities to do oil drilling in the north sea?
69	v069	Lower voting age to 18	discrete	numeric-8.0	1680	50	If you use one of the answers on this card, how do you see: ... S. Lower the voting age to 18 years?
70	v070	More openness on national defense activity	discrete	numeric-8.0	1585	145	If you use one of the answers on this card, how do you see: ... T. More openness about the activity of the national defense and the security police?
71	v071	Not limit right to individual property	discrete	numeric-8.0	1650	80	If you use one of the answers on this card, how do you see: ... U. Remove the laws and regulations which limit the individuals right to decide over its own property?

#	Name	Label	Type	Format	Valid	Invalid	Question
72	v072	Voting on ec-membership	discrete	numeric-8.0	1473	257	How did you vote in the referendum on norwegian membership in the european community (ec) in september 1972?
73	v073	How did you vote in the ec case?	discrete	numeric-8.0	1498	232	Let us imagine that there would be another referendum on ec-membership tomorrow, how would you then vote?
74	v074	Threat of a new war	discrete	numeric-8.0	1451	279	How large is the threat that norway will get involved in a new war in the years to come, do you believe the threat to be large, relatively large, or do you believe the threat is pretty low?
75	v075	Has the threat increased?	discrete	numeric-8.0	1492	238	When we look back at the development during the last ten years, do you think the threat that norway would become involved in a new war has increased, decreased or stayed the same?
76	v076	Building nuclear power station	discrete	numeric-8.0	1595	135	Building nuclear power stations (nuclear energy).
77	v077	Building out water systems	discrete	numeric-8.0	1620	110	Water power: building out water systems which until now have been untouched, such as in jotunheimen and at hardangervidda.
78	v078	Building thermal power stations	discrete	numeric-8.0	1526	204	Building thermal power stations based on oil and coal.
79	v079	Go for new sources of power	discrete	numeric-8.0	1573	157	Go for new sources of power such as solar power, wind power, wave power and the like, even though this would be more expensive than nuclear power, water power and thermal power.
80	v080	Saving energy	discrete	numeric-8.0	1631	99	Save energy, even though this would entail that the living standard is decreased.
81	v081	Opinions on the pace of oil production	discrete	numeric-8.0	1405	325	Which of the opinions on this card is closest to your own opinion on the oil production?
82	v082	Opinions on the iea question?	discrete	numeric-8.0	1725	5	There has been raised demands that this agreement should cease. Is this a question which you have an opinion on?
83	v083	Stay with the iea agreement?	discrete	numeric-8.0	372	1358	What is your opinion, should the agreement norway has with the iea continue or cease to exist?
84	v084	Norway has done enough on the state of readiness?	discrete	numeric-8.0	1564	166	Do you think that the government has done all they can to create a good state of readiness in terms of oil protection, or do you think the government has done to little in this area?
85	v085	Opinions on the governments control with oil activity	discrete	numeric-8.0	1726	4	Is this a question which you have an opinion on?
86	v086	What is your opinion on this control?	discrete	numeric-8.0	775	955	What is your opinion, do you think that the government should sharpen the control, is it sufficient, or do you think that the measures taken can be reduced?
87	v087	Opinions on foreign workers	discrete	numeric-8.0	1706	24	Which of these opinions are closest to your own opinion?
88	v088	Opinions on public rep. In business banks	discrete	numeric-8.0	1226	504	Which of these opinions are closest to your own view?

#	Name	Label	Type	Format	Valid	Invalid	Question
89	v089	Var152 Generes av bilstøy?	discrete	numeric-8.0	1730	0	Would you say that you on a daily basis is disturbed by one or more of these problems? ... A. Car noise
90	v090	Disturbed by air pollution	discrete	numeric-8.0	1730	0	Would you say that you on a daily basis is disturbed by one or more of these problems? ... B. Air pollution
91	v091	Disturbed by disturbances in childrens playing environment	discrete	numeric-8.0	1730	0	Would you say that you on a daily basis is disturbed by one or more of these problems? ... C. Disturbance in the childrens playing environment (for example traffic)
92	v092	Disturbed by poor outdoors opportunities	discrete	numeric-8.0	1730	0	Would you say that you on a daily basis is disturbed by one or more of these problems? ... D. Poor possibilites to be active outdoors
93	v093	Disturbed by airplane noise	discrete	numeric-8.0	1730	0	Would you say that you on a daily basis is disturbed by one or more of these problems? ... E. Airplane noise?
94	v094	Disturbed by long way to work	discrete	numeric-8.0	1730	0	Would you say that you on a daily basis is disturbed by one or more of these problems? ... F. Long and difficult cumbersome way to the work place?
95	v095	Disturbed by pollution of water outdoors	discrete	numeric-8.0	1730	0	Would you say that you on a daily basis is disturbed by one or more of these problems? ... G. Pollution of water in the outdoors
96	v096	Disturbed by water pollution	discrete	numeric-8.0	1730	0	Would you say that you on a daily basis is disturbed by one or more of these problems? ... H. Pollution of drinkingwater
97	v097	Disturbed by other things	discrete	numeric-8.0	1730	0	Would you say that you on a daily basis is disturbed by one or more of these problems? ... I. Other things, specify.
98	v098	Do you have environmental problems?	discrete	numeric-8.0	1000	730	Would you say that you on a daily basis is disturbed by one or more of these problems? ... J. No environmental problems/do not know.
99	v099	Var162 * no label *	discrete	numeric-8.0	1730	0	Undocumented variable
100	v100	Var163 * no label *	discrete	numeric-8.0	1730	0	Undocumented variable
101	v101	Var164 * no label *	discrete	numeric-8.0	1730	0	Undocumented variable
102	v102	Parties expressing their opinion on nato	discrete	numeric-8.0	1730	0	Let us begin with the western defense co-operation, nato, which party do you think expresses your opinion the best in this policy area? ... A. Dna
103	v103	Parties expressing their opinion on nato	discrete	numeric-8.0	1730	0	Let us begin with the western defense co-operation, nato, which party do you think expresses your opinion the best in this policy area? ... B. Dnf
104	v104	Parties expressing their opinion on nato	discrete	numeric-8.0	1730	0	Let us begin with the western defense co-operation, nato, which party do you think expresses your opinion the best in this policy area? ... C. Fp (alp)
105	v105	Parties expressing their opinion on nato	discrete	numeric-8.0	1730	0	Let us begin with the western defense co-operation, nato, which party do you think expresses your opinion the best in this policy area? ... D. H

#	Name	Label	Type	Format	Valid	Invalid	Question
106	v106	Parties expressing their opinion on nato	discrete	numeric-8.0	1730	0	Let us begin with the western defense co-operation, nato, which party do you think expresses your opinion the best in this policy area? ... E. Krf
107	v107	Parties expressing their opinion on nato	discrete	numeric-8.0	1730	0	Let us begin with the western defense co-operation, nato, which party do you think expresses your opinion the best in this policy area? ... F. Nkp
108	v108	Parties expressing their opinion on nato	discrete	numeric-8.0	1730	0	Let us begin with the western defense co-operation, nato, which party do you think expresses your opinion the best in this policy area? ... G. Rv (akp (m-l))
109	v109	Parties expressing their opinion on nato	discrete	numeric-8.0	1730	0	Let us begin with the western defense co-operation, nato, which party do you think expresses your opinion the best in this policy area? ... H. Sp
110	v110	Parties expressing their opinion on nato	discrete	numeric-8.0	1730	0	Let us begin with the western defense co-operation, nato, which party do you think expresses your opinion the best in this policy area? ... I. Sv
111	v111	Parties expressing their opinion on nato	discrete	numeric-8.0	1730	0	Let us begin with the western defense co-operation, nato, which party do you think expresses your opinion the best in this policy area? ... J. V
112	v112	Parties expressing their opinion on nato	discrete	numeric-8.0	54	1676	Let us begin with the western defense co-operation, nato, which party do you think expresses your opinion the best in this policy area? ... K. Other
113	v113	Parties expressing their opinion on oil	discrete	numeric-8.0	1730	0	Which party or which parties do you think expresses your opinion the best in this policy area? ... A. Dna
114	v114	Parties expressing their opinion on oil	discrete	numeric-8.0	1730	0	Which party or which parties do you think expresses your opinion the best in this policy area? ... B. Dnf
115	v115	Parties expressing their opinion on oil	discrete	numeric-8.0	1730	0	Which party or which parties do you think expresses your opinion the best in this policy area? ... C. Fp (alp)
116	v116	Parties expressing their opinion on oil	discrete	numeric-8.0	1730	0	Which party or which parties do you think expresses your opinion the best in this policy area? ... D. H
117	v117	Parties expressing their opinion on oil	discrete	numeric-8.0	1730	0	Which party or which parties do you think expresses your opinion the best in this policy area? ... E. Krf
118	v118	Parties expressing their opinion on oil	discrete	numeric-8.0	1730	0	Which party or which parties do you think expresses your opinion the best in this policy area? ... G. Nkp
119	v119	Parties expressing their opinion on oil	discrete	numeric-8.0	1730	0	Which party or which parties do you think expresses your opinion the best in this policy area? ... H. Rv (nkp (m-l))
120	v120	Parties expressing their opinion on oil	discrete	numeric-8.0	1730	0	Which party or which parties do you think expresses your opinion the best in this policy area? ... I. Sp
121	v121	Parties expressing their opinion on oil	discrete	numeric-8.0	1730	0	Which party or which parties do you think expresses your opinion the best in this policy area? ... J. Sv

#	Name	Label	Type	Format	Valid	Invalid	Question
122	v122	Parties expressing their opinion on oil	discrete	numeric-8.0	1730	0	Which party or which parties do you think expresses your opinion the best in this policy area? ... K. Other
123	v123	Parties expressing their opinion on oil	discrete	numeric-8.0	59	1671	Which party or which parties do you think expresses your opinion the best in this policy area? ...
124	v124	Parties expressing their opinion on schoolpol	discrete	numeric-8.0	1730	0	Which party or which parties do you think expresses your opinion the best in this policy area? ... A. Dna
125	v125	Parties expressing their opinion on schoolpol	discrete	numeric-8.0	1730	0	Which party or which parties do you think expresses your opinion the best in this policy area? ... B. Dnf
126	v126	Parties expressing their opinion on schoolpol	discrete	numeric-8.0	1730	0	Which party or which parties do you think expresses your opinion the best in this policy area? ... C. Fp (alp)
127	v127	Parties expressing their opinion on schoolpol	discrete	numeric-8.0	1730	0	Which party or which parties do you think expresses your opinion the best in this policy area? ... D. H
128	v128	Parties expressing their opinion on schoolpol	discrete	numeric-8.0	1730	0	Which party or which parties do you think expresses your opinion the best in this policy area? ... E. Krf
129	v129	Parties expressing their opinion on schoolpol	discrete	numeric-8.0	1730	0	Which party or which parties do you think expresses your opinion the best in this policy area? ... F. Nkp
130	v130	Parties expressing their opinion on schoolpol	discrete	numeric-8.0	1730	0	Which party or which parties do you think expresses your opinion the best in this policy area? ... G. Rv (nkp (m-l))
131	v131	Parties expressing their opinion on schoolpol	discrete	numeric-8.0	1730	0	Which party or which parties do you think expresses your opinion the best in this policy area? ... H. Sp
132	v132	Parties expressing their opinion on schoolpol	discrete	numeric-8.0	1730	0	Which party or which parties do you think expresses your opinion the best in this policy area? ... I. Sv
133	v133	Parties expressing their opinion on schoolpol	discrete	numeric-8.0	1730	0	Which party or which parties do you think expresses your opinion the best in this policy area? ... J. V
134	v134	Parties expressing their opinion on schoolpol	discrete	numeric-8.0	91	1639	Which party or which parties do you think expresses your opinion the best in this policy area? ... K. Other
135	v135	Parties expressing their opinion on taxpol	discrete	numeric-8.0	1730	0	Which party or which parties do you think expresses the best your own opinion? ... A. Dna
136	v136	Parties expressing their opinion on taxpol	discrete	numeric-8.0	1730	0	Which party or which parties do you think expresses the best your own opinion? ... B. Dnf
137	v137	Parties expressing their opinion on taxpol	discrete	numeric-8.0	1730	0	Which party or which parties do you think expresses the best your own opinion? ... C. Fp (alp)
138	v138	Parties expressing their opinion on taxpol	discrete	numeric-8.0	1730	0	Which party or which parties do you think expresses the best your own opinion? ... D. H
139	v139	Parties expressing their opinion on taxpol	discrete	numeric-8.0	1730	0	Which party or which parties do you think expresses the best your own opinion? ... E. Krf

#	Name	Label	Type	Format	Valid	Invalid	Question
140	v140	Parties expressing their opinion on taxpol	discrete	numeric-8.0	1730	0	Which party or which parties do you think expresses the best your own opinion? ... F. Nkp
141	v141	Parties expressing their opinion on taxpol	discrete	numeric-8.0	1730	0	Which party or which parties do you think expresses the best your own opinion? ... G. Rv (akp (m-l))
142	v142	Parties expressing their opinion on taxpol	discrete	numeric-8.0	1730	0	Which party or which parties do you think expresses the best your own opinion? ... H. Sp
143	v143	Parties expressing their opinion on taxpol	discrete	numeric-8.0	1730	0	Which party or which parties do you think expresses the best your own opinion? ... I. Sv
144	v144	Parties expressing their opinion on taxpol	discrete	numeric-8.0	1730	0	Which party or which parties do you think expresses the best your own opinion? ... J. V
145	v145	Parties expressing their opinion on taxpol	discrete	numeric-8.0	92	1638	Which party or which parties do you think expresses the best your own opinion? ... K. Other
146	v146	Parties expressing their opinion on res-environ	discrete	numeric-8.0	1730	0	Which party or which parties do you think expresses the best your own opinion? ... A. Dna
147	v147	Parties expressing their opinion on res-environ	discrete	numeric-8.0	1730	0	Which party or which parties do you think expresses the best your own opinion? ... B. Dnf
148	v148	Parties expressing their opinion on res-environ	discrete	numeric-8.0	1730	0	Which party or which parties do you think expresses the best your own opinion? ... C. Fp (alp)
149	v149	Parties expressing their opinion on res-environ	discrete	numeric-8.0	1730	0	Which party or which parties do you think expresses the best your own opinion? ... D. H
150	v150	Parties expressing their opinion on res-environ	discrete	numeric-8.0	1730	0	Which party or which parties do you think expresses the best your own opinion? ... E. Krf
151	v151	Parties expressing their opinion on res-environ	discrete	numeric-8.0	1730	0	Which party or which parties do you think expresses the best your own opinion? ... F. Nkp
152	v152	Parties expressing their opinion on res-environ	discrete	numeric-8.0	1730	0	Which party or which parties do you think expresses the best your own opinion? ... G. Rv (akp (m-l))
153	v153	Parties expressing their opinion on res-environ	discrete	numeric-8.0	1730	0	Which party or which parties do you think expresses the best your own opinion? ... H. Sp
154	v154	Parties expressing their opinion on res-environ	discrete	numeric-8.0	1730	0	Which party or which parties do you think expresses the best your own opinion? ... I. Sv
155	v155	Parties expressing their opinion on res-environ	discrete	numeric-8.0	1730	0	Which party or which parties do you think expresses the best your own opinion? ... J. V
156	v156	Parties expressing their opinion on res-environ	discrete	numeric-8.0	110	1620	Which party or which parties do you think expresses the best your own opinion? ... K. Other
157	v157	Parties expressing their opinion on abortion	discrete	numeric-8.0	1730	0	Which party or which parties do you think express your own opinion the best? ... A. Dna

#	Name	Label	Type	Format	Valid	Invalid	Question
158	v158	Parties expressing their opinion on abortion	discrete	numeric-8.0	1730	0	Which party or which parties do you think express your own opinion the best? ... B. Dnf
159	v159	Parties expressing their opinion on abortion	discrete	numeric-8.0	1730	0	Which party or which parties do you think express your own opinion the best? ... C. Fp (alp)
160	v160	Parties expressing their opinion on abortion	discrete	numeric-8.0	1730	0	Which party or which parties do you think express your own opinion the best? ... D. H
161	v161	Parties expressing their opinion on abortion	discrete	numeric-8.0	1730	0	Which party or which parties do you think express your own opinion the best? ... E. Krf
162	v162	Parties expressing their opinion on abortion	discrete	numeric-8.0	1730	0	Which party or which parties do you think express your own opinion the best? ... F. Nkp
163	v163	Parties expressing their opinion on abortion	discrete	numeric-8.0	1730	0	Which party or which parties do you think express your own opinion the best? ... G. Rv (akp (m-l))
164	v164	Parties expressing their opinion on abortion	discrete	numeric-8.0	1730	0	Which party or which parties do you think express your own opinion the best? ... H. Sp
165	v165	Parties expressing their opinion on abortion	discrete	numeric-8.0	1730	0	Which party or which parties do you think express your own opinion the best? ... I. Sv
166	v166	Parties expressing their opinion on abortion	discrete	numeric-8.0	1730	0	Which party or which parties do you think express your own opinion the best? ... J. V
167	v167	Parties expressing their opinion on abortion	discrete	numeric-8.0	27	1703	Which party or which parties do you think express your own opinion the best? ... K. Other
168	v168	How do you consider yourself rad-cons	discrete	numeric-8.0	1442	288	Where would you put yourself on this scale?
169	v169	Electoral register control 1977	discrete	numeric-9.0	1730	0	Control the given information on the given vote with the mark in the electoral register.
170	v170	Where place nkp on the scale	discrete	numeric-8.0	1363	367	Where would you place the different parties on this scale? ... A. Nkp (kommunistpartiet)
171	v171	Where place sp on the scale	discrete	numeric-8.0	1338	392	Where would you place the different parties on this scale? ... B. Sp (senterpartiet)
172	v172	Where place fp on the scale	discrete	numeric-8.0	1270	460	Where would you place the different parties on this scale? ... C. Fp (fremskrittspartiet (alp))
173	v173	Where place v on the scale	discrete	numeric-8.0	1320	410	Where would you place the different parties on this scale? ... D. V (venstre)
174	v174	Where place dna on the scale	discrete	numeric-8.0	1356	374	Where would you place the different parties on this scale? ... E. Dna (arbeiderpartiet)
175	v175	Where place h on the scale	discrete	numeric-8.0	1359	371	Where would you place the different parties on this scale? ... F. H (høyre)
176	v176	Where place dnf on the scale	discrete	numeric-8.0	1267	463	Where would you place the different parties on this scale? ... G. Dnf (det nye folkepartiet)



#	Name	Label	Type	Format	Valid	Invalid	Question
177	v177	Where place rv on the scale	discrete	numeric-8.0	1333	397	Where would you place the different parties on this scale? ... H. Rv (rød valgallianse (akp))
178	v178	Where place krf on the scale	discrete	numeric-8.0	1336	394	Where would you place the different parties on this scale? ... I. Krf (kristelig folkeparti)
179	v179	Where place sv on the scale	discrete	numeric-8.0	1337	393	Where would you place the different parties on this scale? ... J. Sv (sosialistisk venstreparti)
180	v180	Is gyvmt wasting tax money?	discrete	numeric-8.0	1587	143	Do you think those who govern waste a great deal of our tax money, waste some of it, or waste very little of the money?
181	v181	Are politicians skilled?	discrete	numeric-8.0	1613	117	Do you feel that most norwegian politicians are skilled people who normally know what they do, or do you think that many of them have little knowledge about the cases they are set to manage?
182	v182	Are politicians credible?	discrete	numeric-8.0	1624	106	Do you think that most of our politicians are credible, that the politicians are credible most of the time, or that few norwegian politicians are credible?
183	v183	Content with the society we have?	discrete	numeric-8.0	1708	22	Would you say that you are very content, somewhat content, or not at all content with ... A. The type of society we have here in norway?
184	v184	Content with the democracy in norway?	discrete	numeric-8.0	1626	104	Would you say that you are very content, somewhat content, or not at all content with ... B. The way the democracy works in this country?
185	v185	Difficult to understand actions of the pol.	discrete	numeric-8.0	1636	94	Would you please state which answer you would give for each of the options i read ... A. It is often difficult to understand why politicians act the way they do.
186	v186	My county has not received its share	discrete	numeric-8.0	1478	252	Would you please state which answer you would give for each of the options i read ... B. My county has not recieved its share of the nations resources.
187	v187	Political matters do not influence me	discrete	numeric-8.0	1668	62	Would you please state which answer you would give for each of the options i read ... C. What happens in politics does not influence me most of the time.
188	v188	Ec. Growth - industrial expansion	discrete	numeric-8.0	1595	135	Would you please state which answer you would give for each of the options i read ... D. To secure economic growth, we need to keep ut the expansion of industry, even though this might conflict with nature conservation interests.
189	v189	Only with strong org. Can one achieve	discrete	numeric-8.0	1617	113	Would you please state which answer you would give for each of the options i read ... E. Only with a strong organisation behind us are people able to achieve something in todays society.
190	v190	Full employmt. State control, banks companies	discrete	numeric-8.0	1443	287	Would you please state which answer you would give for each of the options i read ... F. Full employment can be secured more easily if the government

#	Name	Label	Type	Format	Valid	Invalid	Question
							has influence over the activities of the banks and companies.
191	v191	Pol. Complicated.Not for normal people	discrete	numeric-8.0	1697	33	Would you please state which answer you would give for each of the options i read ... G. The politics are often so complicated that normal people cannot understand what it is about.
192	v192	Ec. Growth. Benefit dev. Countries	discrete	numeric-8.0	1652	78	Would you please state which answer you would give for each of the options i read ... H. Continued economic growth in norway should first and foremost benefit the developing countries.
193	v193	Without control-banks to much infl.	discrete	numeric-8.0	1404	326	Would you please state which answer you would give for each of the options i read ... I. If the society does not have the opportunity to influence the private sector, the leading banks and companies will have too much influence.
194	v194	Could vote but nothing else	discrete	numeric-8.0	1653	77	Would you please state which answer you would give for each of the options i read ... J. People like me can vote, byt there is nothing else we can do to influence politics.
195	v195	Growth in consumption should stop	discrete	numeric-8.0	1625	105	Would you please state which answer you would give for each of the options i read ... K. Here in norway the growth in consumption should stop, also for the average citizen.
196	v196	If reduction-women dismissed-men work	discrete	numeric-8.0	1630	100	Would you please state which answer you would give for each of the options i read ... L. If a company needs to be reduced, married women should be dismissed first if they have husbonds with payd work.
197	v197	Difficult to see dividing lines in politics	discrete	numeric-8.0	1632	98	Would you please state which answer you would give for each of the options i read ... M. It is difficult to see where the important dividing lines between the parties are.
198	v198	Electoral register 1977	discrete	numeric-9.0	1730	0	Control against the mark in the electoral register.
199	v199	How many valgnytt did you see on tv	discrete	numeric-8.0	1689	41	Did you see any of these news stories? how many news stories would you say that you saw pr. Week?
200	v200	Did you see "partiene svarer?"	discrete	numeric-8.0	1706	24	Did you see any of these programmes?
201	v201	Did you see dnf?	discrete	numeric-8.0	1255	475	Which of these programmes did you see? ... A. Det nye folkepartiet with ingvar helle and gerd søraa broadcasted monday 22nd of august.
202	v202	Did you see v?	discrete	numeric-8.0	1304	426	Which of these programmes did you see? ... B. Venstre with berit kvæven and hans hammond rossbach broadcasted wednesday 24th of august.
203	v203	Did you see krf.?	discrete	numeric-8.0	1328	402	Which of these programmes did you see? ... C. Kristelig folkeparti with kjell magne bondevik and bergfrid fjose broadcasted friday 26th og august.

#	Name	Label	Type	Format	Valid	Invalid	Question
204	v204	Did you see h?	discrete	numeric-8.0	1327	403	Which of these programmes did you see? ... C. Høyre with erling norvik and kaci kullman five broadcasted monday 29th of august.
205	v205	Did you see nkp?	discrete	numeric-8.0	1303	427	Which of these programmes did you see? ... E. Norges kommunistiske parti with veslemøy gullachsen and hans i. Kleven broadcasted wednesday 31st of august.
206	v206	Did you see sv?	discrete	numeric-8.0	1337	393	Which of these programmes did you see? ... F. Sosialistisk venstreparti with berge furre and berit ås broadcasted friday 2nd of september.
207	v207	Did you see sp?	discrete	numeric-8.0	1292	438	Which of these programmes did you see? ... G. Senterpartiet with erland stenbergn and johan j. Jacobsen broadcasted monday 5th of september.
208	v208	Did you see dna?	discrete	numeric-8.0	1352	378	Which of these programmes did you see? ... H. Arbeiderpartiet with gro harlem brundtland and tor halvorsen broadcasted wednesday 7th of september.
209	v209	Did you see fp?	discrete	numeric-8.0	1312	418	Which of these programmes did you see? ... I. Fremskrittspartiet (alp) with carl i. Hagen and jens marcussen broadcasted thursday 8th of september.
210	v210	Did you see the last party leader debate?	discrete	numeric-8.0	1716	14	Did you see - partly or all of it - the last party leader debate which was broadcasted on television friday the 9th of september from 20.00 - 23.00?
211	v211	How many "valgtimen" did you listen to?	discrete	numeric-8.0	1711	19	Did you listen to any of these programmes? how many programmes would you say that you listened to per week?
212	v212	How many "utspørringer av partiene"?	discrete	numeric-8.0	1688	42	Did you listen to any of these programmes? how many programmes would you say that you listened to?
213	v213	Which parties were questioned?	discrete	numeric-8.0	1730	0	Do you remember which parties were questioned? ... A. Dna
214	v214	Which parties were questioned?	discrete	numeric-8.0	1730	0	Do you remember which parties were questioned? ... B. Dnf
215	v215	Which parties were questioned?	discrete	numeric-8.0	1730	0	Do you remember which parties were questioned? ... C. Fp (alp)
216	v216	Which parties were questioned?	discrete	numeric-8.0	1730	0	Do you remember which parties were questioned? ... D. H
217	v217	Which parties were questioned?	discrete	numeric-8.0	1730	0	Do you remember which parties were questioned? ... E. Krf
218	v218	Which parties were questioned?	discrete	numeric-8.0	1730	0	Do you remember which parties were questioned? ... F. Nkp
219	v219	Which parties were questioned?	discrete	numeric-8.0	1730	0	Do you remember which parties were questioned? ... G. Rv
220	v220	Which parties were questioned?	discrete	numeric-8.0	1730	0	Do you remember which parties were questioned? ... H. Sp
221	v221	Which parties were questioned?	discrete	numeric-8.0	1730	0	Do you remember which parties were questioned? ... I. Sv

#	Name	Label	Type	Format	Valid	Invalid	Question
222	v222	Which parties were questioned?	discrete	numeric-8.0	1730	0	Do you remember which parties were questioned? ... J. V
223	v223	Do not remember	discrete	numeric-8.0	1730	0	Do you remember which parties were questioned? ... K. Do not remember
224	v224	Did you listen to "kveldstime med partiformann"?	discrete	numeric-8.0	1688	42	Did you listen to any of the programmes in this series?
225	v225	Which of the programmes did you listen to?	discrete	numeric-8.0	223	1507	Which of these programmes did you listen to? ... A. Høyre with erling norvik broadcasted thursday the 25th of august
226	v226	Which of the programmes did you listen to?	discrete	numeric-8.0	215	1515	Which of these programmes did you listen to? ... B. Fremskrittspartiet with arve lønnum broadcasted monday the 29th of august.
227	v227	Which of the programmes did you listen to?	discrete	numeric-8.0	217	1513	Which of these programmes did you listen to? ... C. Det nye folkepartiet with magne lerheim broadcasted tuesday the 30th of august.
228	v228	Which of the programmes did you listen to?	discrete	numeric-8.0	226	1504	Which of these programmes did you listen to? ... D. Arbeiderpartiet with reidulf steen broadcasted wednesday the 31st of august.
229	v229	Which of the programmes did you listen to?	discrete	numeric-8.0	217	1513	Which of these programmes did you listen to? ... E. Norges kommunistiske parti with martin gunnar knutsen broadcasted thursday the 1st of august.
230	v230	Which of the programmes did you listen to?	discrete	numeric-8.0	223	1507	Which of these programmes did you listen to? ... F. Kristelig folkeparti with lars korvald broadcasted monday the 5th of september.
231	v231	Which of the programmes did you listen to?	discrete	numeric-8.0	220	1510	Which of these programmes did you listen to? ... G. Senterpartiet with gunnar stålsett broadcasted tuesday the 6th of september.
232	v232	Which of the programmes did you listen to?	discrete	numeric-8.0	226	1504	Which of these programmes did you listen to? ... H. Sosialistisk venstreparti with berge furre broadcasted wednesday the 7th of september.
233	v233	Which of the programmes did you listen to?	discrete	numeric-8.0	219	1511	Which of these programmes did you listen to? ... I. Venstre with hans hammond rossbach broadcasted thursday the 8th of september.
234	v234	Did you listen to "regionale telefonvakter"?	discrete	numeric-8.0	1682	48	Did you listen to any of these programmes? how many did you listen to?
235	v235	Did you watch the electoral coverage on tv on election night?	discrete	numeric-8.0	1730	0	Did you watch the election coverage on television on the evening/night of the election?
236	v236	For how long did you watch the electoral coverage?	discrete	numeric-8.0	1368	362	For how long did you watch the election coverage on television?
237	v237	Did you listen to the radios electoral coverage?	discrete	numeric-8.0	1728	2	Did you listen to the elecion coverage in the radio on the night/evening of the election?
238	v238	For how long did you listen to the electoral coverage?	discrete	numeric-8.0	139	1591	For how long did you listen to the election coverage on the radio?
239	v239	Did you watch comm. From 7-8 the day after?	discrete	numeric-8.0	1711	19	I will now read the times of these programmes and for each of them i

#	Name	Label	Type	Format	Valid	Invalid	Question
							would like to know if you watched them? ... A. 7.00-8.00
240	v240	Did you watch comm. From 13-15 the day after?	discrete	numeric-8.0	1691	39	I will now read the times of these programmes and for each of them i would like to know if you watched them? ... B. 13.00-15.00
241	v241	Did you watch comm. From 17-17.45 the day after?	discrete	numeric-8.0	1648	82	I will now read the times of these programmes and for each of them i would like to know if you watched them? ... C. 17.00-17.45
242	v242	Did you see the extended dagsrevyen?	discrete	numeric-8.0	1665	65	I will now read the times of these programmes and for each of them i would like to know if you watched them? ... D. An extended version of "dagsrevyen" from 19.30 - 20.30
243	v243	Did you listen to the comm. From 5-8 ?	discrete	numeric-8.0	1695	35	Which of these programmes did you listen to? ... A. 05.00-08.00
244	v244	Did you listen to the comm. From 10-10.15?	discrete	numeric-8.0	1619	111	Which of these programmes did you listen to? ... B. 10.00-10.15
245	v245	Did you listen to the comm. From 12.30-13.05 ?	discrete	numeric-8.0	1616	114	Which of these programmes did you listen to? ... C. 12.30-13.05
246	v246	Did you listen to an extended "aktuell" broadcast?	discrete	numeric-8.0	1564	166	Which of these programmes did you listen to? ... D. An extended "aktuell" broadcast from 18.30-19.30
247	v247	How do you evaluate the information on television?	discrete	numeric-8.0	1571	159	Do you think that the television has had too much information on the election, to little information, or do you think it has been a sufficient amount?
248	v248	How do you evaluate the information on the radio?	discrete	numeric-8.0	949	781	What about the electoral coverage of the radio? do you think the radio has had too much information on the election, to little information, or a sufficient amount of information?
249	v249	How often did you discuss the election?	discrete	numeric-8.0	1719	11	Would you say every day, a couple of times a week, rarer or never?
250	v250	Do others start to talk about politics?	discrete	numeric-8.0	1322	408	Would you say that others normally start talking about politics, or do you normally start? which of the answers on this card fits the best for you?
251	v251	Did anyone convince you to vote for a party?	discrete	numeric-8.0	1341	389	Did any of those you talked to try to make you vote for a certain party?
252	v252	Did you try to convince someone to vote for a party?	discrete	numeric-8.0	1343	387	Was it the other way around, did you try to make someone vote for a certain party?
253	v253	What gives the most correct picture-most important	discrete	numeric-8.0	1615	115	Which of these sources do you think gives the most correct picture of what is happening: radio, newspapers, television, magazines, friends and co-workers, og meetings in parties and organizations? ... A. Most important alternative
254	v254	What gives the most important picture-second most important	discrete	numeric-8.0	1487	243	Which of these sources do you think gives the most correct picture of what is happening: radio, newspapers, television, magazines, friends and co-workers, og meetings in parties and organizations? ... B. Second most important alternative

#	Name	Label	Type	Format	Valid	Invalid	Question
255	v255	Did you vote at the election?	discrete	numeric-8.0	1723	7	Did you vote at the election?
256	v256	Was it easy to decide a party?	discrete	numeric-8.0	1540	190	How was this decision for you, did you think it was easy, fairly easy, fairly difficult or very difficult?
257	v257	When did you decide?	discrete	numeric-8.0	1533	197	When did you decide to vote for the party you chose - was it long before the election campaigns began, during the election campaigns, or was it right before the election day?
258	v258	Which party or list did you vote for?	discrete	numeric-8.0	1520	210	Which party or list did you vote for?
259	v259	With joint list-which party?	discrete	numeric-8.0	38	1692	If the parties on the joint list had run with individual lists, which of the parties on the joint list would you have voted for?
260	v260	Which party do you like the best?	discrete	numeric-8.0	1600	130	Could you say which party you like the best, second best, and third best? ... A. Like the best
261	v261	Which party do you like the second best?	discrete	numeric-8.0	1388	342	Could you say which party you like the best, second best, and third best? ... B. Like the second best
262	v262	Which party do you like the third best?	discrete	numeric-8.0	1132	598	Could you say which party you like the best, second best, and third best? ... C. Like the third best
263	v263	Which party do you like the least?	discrete	numeric-8.0	1546	184	That is, first the party you like the least, then the party you like the second least, then the party you like the third least. ... a. The least
264	v264	Which party do you like the second least?	discrete	numeric-8.0	1465	265	That is, first the party you like the least, then the party you like the second least, then the party you like the third least. ... b. Like the second least
265	v265	Which party do you like the third least?	discrete	numeric-8.0	1332	398	That is, first the party you like the least, then the party you like the second least, then the party you like the third least. ... c. Like the third least
266	v266	How did you vote in the election 1973	discrete	numeric-8.0	1724	6	How did you vote at the parliamentary election in 1973?
267	v267	If joint lists, what party would you have voted for-1973	discrete	numeric-8.0	11	1719	If the parties on the joint list had run with independent lists, which of the parties would you have voted for in 1973?
268	v268	How regularly do you follow politics?	discrete	numeric-8.0	1688	42	How regularly would you say that you follow what happens in politics, would you say that you follow politics all the time, some of the time, or just now and then?
269	v269	What interests you the most?	discrete	numeric-8.0	1586	144	What interests you the most: foreign politics, what happens in the municipality, or norwegian domestic affairs?
270	v270	What interests you the least?	discrete	numeric-8.0	1355	375	What interests you the least: foreign politics, what happens in the municipality og norwegian domestic affairs?

#	Name	Label	Type	Format	Valid	Invalid	Question
271	v271	Know one or several representatives in the parliament	discrete	numeric-8.0	1716	14	Are you personally, or does someone in your close family know any representatives in the parliament?
272	v272	Do you belong to a social class?	discrete	numeric-8.0	1725	5	Do you ever think of yourself as belonging to one of these classes?
273	v273	Which class	discrete	numeric-8.0	811	919	Which class?
274	v274	If you had to choose, which class?	discrete	numeric-8.0	682	1048	If you had to choose, would you say that you belong in the working class or in the middle class?
275	v275	Marital status	discrete	numeric-8.0	1730	0	Are you unmarried, married or formerly married?
276	v276	Income-producing work for living expences	discrete	numeric-8.0	1730	0	Do you yourself have income-producing work as the most important source for living expences?
277	v277	In which industry do you work?	discrete	numeric-8.0	946	784	Could you first say which of the industries on this card you work in?
278	v278	What is your main occupation?	continuous	numeric-8.0	945	785	What is your main occupation?
279	v279	For the bureau	continuous	numeric-8.0	936	794	Var366: for the bureau
280	v280	What title do you have?	discrete	numeric-8.0	946	784	Could you say which of the titles on this card you have?
281	v281	To what extent can you regulate your work?	discrete	numeric-8.0	945	785	To what extent would you say that you can plan and regulate your own work, would you say very much so, to a certain extent, to some extent, to a low extent, or not at all?
282	v282	Do you lead the work of others?	discrete	numeric-8.0	943	787	Do you have any tasks where you lead the work of others?
283	v283	Employed or independent?	discrete	numeric-8.0	944	786	Are you in your occupation employed, independent with rented help or independent without rented help?
284	v284	Public or private cooperation?	discrete	numeric-8.0	775	955	Is the business private, part of an organisation, for ex. A cooperation?
285	v285	How many employees at your work place?	discrete	numeric-8.0	847	883	Approximately how many employees are there at your work place?
286	v286	Most important sourced for living expences?	discrete	numeric-8.0	784	946	What are your most important sources for living expences?
287	v287	Income-producing work until pensions?	discrete	numeric-8.0	294	1436	Did you have income-producing work until you started to receive pensions/ social security?
288	v288	In which industry did you work?	discrete	numeric-8.0	202	1528	Could you tell me which of the industries on this card you have worked in?
289	v289	What was your last main occupation?	continuous	numeric-8.0	201	1529	What was your last main occupation?
290	v290	For the bureau	continuous	numeric-8.0	199	1531	Var382: for the bureau
291	v291	Which title did you have?	discrete	numeric-8.0	201	1529	Could you say which of the titles on this card you had?
292	v292	Could you regulate your work?	discrete	numeric-8.0	199	1531	To what extent would you say that you could plan and regulate your own work, would you say very much so, to a certain extent, to some extent, to a low extent or not at all?

#	Name	Label	Type	Format	Valid	Invalid	Question
293	v293	Did you lead the work of others?	discrete	numeric-8.0	201	1529	Did you have tasks which included leading other peoples work?
294	v294	Were you employed, independent?	discrete	numeric-8.0	201	1529	Were you in your main occupation employed, independent with rented help or independent without rented help?
295	v295	Was the business public, private, coop?	discrete	numeric-8.0	132	1598	Was the business private, public or tied to an organisation, for ex. A cooperation?
296	v296	How many employ. At your last work place?	discrete	numeric-8.0	138	1592	Approximately how many employees were there at your last work place?
297	v297	Spouse most important source of income?	discrete	numeric-8.0	465	1265	Does your spouse have income-producing work as the most important source for living expences?
298	v298	Spouse most important tasks?	discrete	numeric-8.0	98	1632	What is the main tasks or sources for your the living expenses of your spouse?
299	v299	In what ind. Does spouse work?	discrete	numeric-8.0	447	1283	Could you say which of the industries on this card he or she works/worked in?
300	v300	Main occupation of spouse?	continuous	numeric-8.0	446	1284	What is/was the main occupation of your spouse?
301	v301	For the bureau	continuous	numeric-8.0	452	1278	Var398: for the bureau
302	v302	Which title did spouse have?	discrete	numeric-8.0	447	1283	Could you say which of the titles on this card he or she had/has?
303	v303	Could spouse regulate work?	discrete	numeric-8.0	431	1299	To what extent would you say that he or she could/can plan and regulate their own work, would you say very much co, to a certain extent, to some extent, to a low extent or not at all?
304	v304	Did spouse lead the work of others?	discrete	numeric-8.0	428	1302	Did/does he or she have any tasks where he/she lead the work of others?
305	v305	Was spouse empl. Or independent?	discrete	numeric-8.0	441	1289	Is/was he or she in their main occupation employed, independent with rented help or independent without rented help?
306	v306	Was business private, public, coop?	discrete	numeric-8.0	341	1389	Is/was the business private, public or tied to an organisation, for ex. A cooperation?
307	v307	How many empl. At work place?	discrete	numeric-8.0	340	1390	Approximately how many employees were there at his or her work place?
308	v308	Main occupation of father, parents?	discrete	numeric-8.0	1708	22	Could you tell us which occupation your father or your parents had when you grew iup? which of the working groups on this card would you say that he/she belonged to?
309	v309	How large area of cultivated land?	continuous	numeric-8.0	75	1655	Approximately how large area of cultivated land do you have on your farm?
310	v310	Which language form do you prefer?	discrete	numeric-8.0	1715	15	Which language form of the norwegian language do you use when you write?
311	v311	Are you interested in the language question?	discrete	numeric-8.0	1717	13	How much does the language question interest you, would you say that it interests you very much, it interests you a fairly much, or not very much?
312	v312	Are you total abstainer?	discrete	numeric-8.0	1726	4	Do you think of yourself as a total abstainer, or do you every now and then drink some alcohol?



#	Name	Label	Type	Format	Valid	Invalid	Question
313	v313	Are you interested in abstinence question?	discrete	numeric-8.0	339	1391	How much does the abstinence question interest you, would you say that it interests you very much, it interests you fairly much or not very much?
314	v314	Is regulation of alcohol too strict?	discrete	numeric-8.0	1259	471	What do you think of these rules, do you think they are too strict, or too mild?
315	v315	Member of religious organisation?	discrete	numeric-8.0	1729	1	Are you member of any religious or christian associations or organisations?
316	v316	How many times at church last mth	continuous	numeric-8.0	1710	20	How many times during the last month have you ... A. Been present at a church service?
317	v317	How many times at rel. Meetings last mth?	continuous	numeric-8.0	1702	28	How many times during the last month have you ... B. Been present at other religious meetings?
318	v318	How many times listened to rel. Devotionals?	continuous	numeric-8.0	1713	17	How many times during the last month have you ... C. Listened to devotionals or services in the radio or on television?
319	v319	Member of a trade union?	discrete	numeric-8.0	1717	13	Are you member of a workers organisation for ex. A union, an organisation outside of the trade union, employee organisation, farmers organisation or an employer's organisation?
320	v320	How large gross income in 76?	discrete	numeric-8.0	1683	47	What was your gross income (and/ or your spouses) in 1976? with gross income we mean the income before taxes and deductions.
321	v321	What general education do you have?	discrete	numeric-8.0	1729	1	What kind of general education have you finished?
322	v322	Any other edu. Lasting more than 5 mths?	discrete	numeric-8.0	1730	0	Have you finished any other education where the studies have lasted more than five months?
323	v323	What education is this?	continuous	numeric-8.0	965	765	What kind of education is this?
324	v324	How many years at school?	discrete	numeric-8.0	1730	0	How many years have you gone to school?
325	v325	Would you like a report of results?	discrete	numeric-8.0	0	1730	Would you like to receive a report with results from this survey?
326	v326	Var448 Fylkespar	discrete	numeric-9.0	1730	0	Var448: fylkespar
327	v327	Var453 Næringsstruktur	discrete	numeric-9.0	1730	0	Var453: næringsstruktur
328	v328	Var455 Yrke 9 kutt	discrete	numeric-9.0	1730	0	Var455: yrke 9 kutt

### Group Background information

#	Name	Label	Type	Format	Valid	Invalid	Question
1	v001	Year of birth	continuous	numeric-8.0	1730	0	Var017: year of birth
2	v002	Sex	discrete	numeric-8.0	1730	0	Var022: sex
3	v007	Part of country	discrete	numeric-8.0	1730	0	Var040a: part of country
4	v008	Centrally located	discrete	numeric-8.0	1730	0	Var040b: centrally located
5	v009	Population density	discrete	numeric-8.0	1730	0	Var040c: population density
6	v010	Are you raised here?	discrete	numeric-8.0	1730	0	Are you raised in this place (city) or have you moved here?

#	Name	Label	Type	Format	Valid	Invalid	Question
7	v011	Which county did you grow up in?	discrete	numeric-8.0	806	924	Which county did you grow up in?
8	v012	How was the place where you grew up?	discrete	numeric-8.0	804	926	Hvordan var stedet der de vokste opp, vil de si at det var en ren landsbygd, et tettbygd sted, en vanlig by, eller en av de større byene i landet?
9	v020	How many newspapers does the io read regularly?	discrete	numeric-8.0	1730	0	How many newspapers does the io read regularly?
10	v272	Do you belong to a social class?	discrete	numeric-8.0	1725	5	Do you ever think of yourself as belonging to one of these classes?
11	v273	Which class	discrete	numeric-8.0	811	919	Which class?
12	v274	If you had to choose, which class?	discrete	numeric-8.0	682	1048	If you had to choose, would you say that you belong in the working class or in the middle class?
13	v275	Marital status	discrete	numeric-8.0	1730	0	Are you unmarried, married or formerly married?
14	v309	How large area of cultivated land?	continuous	numeric-8.0	75	1655	Approximately how large area of cultivated land do you have on your farm?
15	v310	Which language form do you prefer?	discrete	numeric-8.0	1715	15	Which language form of the norwegian language do you use when you write?
16	v311	Are you interested in the language question?	discrete	numeric-8.0	1717	13	How much does the language question interest you, would you say that it interests you very much, it interests you a fairly much, or not very much?
17	v312	Are you total abstainer?	discrete	numeric-8.0	1726	4	Do you think of yourself as a total abstainer, or do you every now and then drink some alcohol?
18	v313	Are you interested in abstinence question?	discrete	numeric-8.0	339	1391	How much does the abstinence question interest you, would you say that it interests you very much, it interests you fairly much or not very much?
19	v314	Is regulation of alcohol too strict?	discrete	numeric-8.0	1259	471	What do you think of these rules, do you think they are too strict, or too mild?
20	v315	Member of religious organisation?	discrete	numeric-8.0	1729	1	Are you member of any religious or christian associations or organisations?
21	v316	How many times at church last mth	continuous	numeric-8.0	1710	20	How many times during the last month have you ... A. Been present at a church service?
22	v317	How many times at rel. Meetings last mth?	continuous	numeric-8.0	1702	28	How many times during the last month have you ... B. Been present at other religious meetings?
23	v318	How many times listened to rel. Devotionals?	continuous	numeric-8.0	1713	17	How many times during the last month have you ... C. Listened to devotionals or services in the radio or on television?
24	v319	Member of a trade union?	discrete	numeric-8.0	1717	13	Are you member of a workers organisation for ex. A union, an organisation outside of the trade union, employee organisation, farmers organisation or an employer's organisation?
25	v326	Var448 Fylkespar	discrete	numeric-9.0	1730	0	Var448: fylkespar

## Group Work and income

#	Name	Label	Type	Format	Valid	Invalid	Question
1	v276	Income-producing work for living expences	discrete	numeric-8.0	1730	0	Do you yourself have income-producing work as the most important source for living expences?
2	v277	In which industry do you work?	discrete	numeric-8.0	946	784	Could you first say which of the industries on this card you work in?
3	v278	What is your main occupation?	continuous	numeric-8.0	945	785	What is your main occupation?
4	v280	What title do you have?	discrete	numeric-8.0	946	784	Could you say which of the titles on this card you have?
5	v281	To what extent can you regulate your work?	discrete	numeric-8.0	945	785	To what extent would you say that you can plan and regulate your own work, would you say very much so, to a certain extent, to some extent, to a low extent, or not at all?
6	v282	Do you lead the work of others?	discrete	numeric-8.0	943	787	Do you have any tasks where you lead the work of others?
7	v283	Employed or independent?	discrete	numeric-8.0	944	786	Are you in your occupation employed, independent with rented help or independent without rented help?
8	v284	Public or private cooperation?	discrete	numeric-8.0	775	955	Is the business private, part of an organisation, for ex. A cooperation?
9	v285	How many employees at your work place?	discrete	numeric-8.0	847	883	Approximately how many employees are there at your work place?
10	v286	Most important sourced for living expences?	discrete	numeric-8.0	784	946	What are your most important sources for living expences?
11	v287	Income-producing work until pensions?	discrete	numeric-8.0	294	1436	Did you have income-producing work until you started to receive pensions/ social security?
12	v288	In which industry did you work?	discrete	numeric-8.0	202	1528	Could you tell me which of the industries on this card you have worked in?
13	v289	What was your last main occupation?	continuous	numeric-8.0	201	1529	What was your last main occupation?
14	v291	Which title did you have?	discrete	numeric-8.0	201	1529	Could you say which of the titles on this card you had?
15	v292	Could you regulate your work?	discrete	numeric-8.0	199	1531	To what extent would you say that you could plan and regulate your own work, would you say very much so, to a certain extent, to some extent, to a low extent or not at all?
16	v293	Did you lead the work of others?	discrete	numeric-8.0	201	1529	Did you have tasks which included leading other peoples work?
17	v294	Were you employed, independent?	discrete	numeric-8.0	201	1529	Were you in your main occupation employed, independed with rented help or independent without rented help?
18	v295	Was the business public, private, coop?	discrete	numeric-8.0	132	1598	Was the business private, public or tied to an organisation, for ex. A cooperation?
19	v296	How many employ. At your last work place?	discrete	numeric-8.0	138	1592	Approximately how many employees were there at your last work place?
20	v297	Spouse most important source of income?	discrete	numeric-8.0	465	1265	Does your spouse have income-producing work as the most important source for living expences?

#	Name	Label	Type	Format	Valid	Invalid	Question
21	v298	Spouse most important tasks?	discrete	numeric-8.0	98	1632	What is the main tasks or sources for your the living expenses of your spouse?
22	v299	In what ind. Does spouse work?	discrete	numeric-8.0	447	1283	Could you say which of the industries on this card he or she works/worked in?
23	v300	Main occupation of spouse?	continuous	numeric-8.0	446	1284	What is/was the main occupation of your spouse?
24	v302	Which title did spouse have?	discrete	numeric-8.0	447	1283	Could you say which of the titles on this card he or she had/has?
25	v303	Could spouse regulate work?	discrete	numeric-8.0	431	1299	To what extent would you say that he or she could/can plan and regulate their own work, would you say very much co, to a certain extent, to some extent, to a low extent or not at all?
26	v304	Did spouse lead the work of others?	discrete	numeric-8.0	428	1302	Did/does he or she have any tasks where he/she lead the work of others?
27	v305	Was spouse empl. Or independent?	discrete	numeric-8.0	441	1289	Is/was he or she in their main occupation employed, independent with rented help or independent without rented help?
28	v306	Was business private, public, coop?	discrete	numeric-8.0	341	1389	Is/was the business private, public or tied to an organisation, for ex. A cooperation?
29	v307	How many empl. At work place?	discrete	numeric-8.0	340	1390	Approximately how many employees were there at his or her work place?
30	v308	Main occupation of father, parents?	discrete	numeric-8.0	1708	22	Could you tell us which occupation your father or your parents had when you grew iup? which of the working groups on this card would you say that he/she belonged to?
31	v320	How large gross income in 76?	discrete	numeric-8.0	1683	47	What was your gross income (and/ or your spouses) in 1976? with gross income we mean the income before taxes and deductions.
32	v321	What general education do you have?	discrete	numeric-8.0	1729	1	What kind of general education have you finished?
33	v322	Any other edu. Lasting more than 5 mths?	discrete	numeric-8.0	1730	0	Have you finished any other education where the studies have lasted more than five months?
34	v323	What education is this?	continuous	numeric-8.0	965	765	What kind of education is this?
35	v324	How many years at school?	discrete	numeric-8.0	1730	0	How many years have you gone to school?

### Group Political interest, activity and interest

#	Name	Label	Type	Format	Valid	Invalid	Question
1	v013	Are you interested in politics?	discrete	numeric-8.0	1717	13	Would you say that you are very interested in politics, somewhat interested og not very interested?
2	v014	Which newspapers do you read regularly?	continuous	numeric-8.0	1696	34	Which newspapers do you read regularly?
3	v015	Which newspapers do you read regularly?	continuous	numeric-8.0	985	745	Which newspapers do you read regularly?
4	v016	Which newspapers do you read regularly?	continuous	numeric-8.0	359	1371	Which newspapers do you read regularly?

#	Name	Label	Type	Format	Valid	Invalid	Question
5	v017	Which newspapers do you read regularly?	continuous	numeric-8.0	113	1617	Which newspapers do you read regularly?
6	v018	Which newspapers do you read regularly?	continuous	numeric-8.0	29	1701	Which newspapers do you read regularly?
7	v019	Which newspapers do you read regularly?	continuous	numeric-8.0	8	1722	Which newspapers do you read regularly?
8	v020	How many newspapers does the io read regularly?	discrete	numeric-8.0	1730	0	How many newspapers does the io read regularly?
9	v021	Which newspapers do you read the most thoroughly?	continuous	numeric-8.0	974	756	Which of these newspapers do you normally read the most thoroughly?
10	v022	Which newspapers do you read the most thoroughly?	continuous	numeric-8.0	316	1414	Which newspapers do you normally read the most thoroughly?
11	v023	How often do you read political subjects?	discrete	numeric-8.0	1692	38	How often would you say that you normally read the political subjects in the newspapers, would you say that you read these subjects every day, often, sometimes of never?
12	v047	Are you a paying member of a party?	discrete	numeric-8.0	1721	9	Are you at the moment a paying member of any party?
13	v048	Direct or collective membership?	discrete	numeric-8.0	267	1463	Is this a direct membership or a collective association through a labour union?
14	v049	Which party are you member of?	discrete	numeric-8.0	219	1511	Which party is this?
15	v050	Would you consider becoming a member of a party?	discrete	numeric-8.0	1396	334	Would you consider becoming a member of a party?
16	v250	Do others start to talk about politics?	discrete	numeric-8.0	1322	408	Would you say that others normally start talking about politics, or do you normally start? which of the answers on this card fits the best for you?
17	v253	What gives the most correct picture-most important	discrete	numeric-8.0	1615	115	Which of these sources do you think gives the most correct picture of what is happening: radio, newspapers, television, magazines, friends and co-workers, og meetings in parties and organizations? ... A. Most important alternative
18	v254	What gives the most important picture-second most important	discrete	numeric-8.0	1487	243	Which of these sources do you think gives the most correct picture of what is happening: radio, newspapers, television, magazines, friends and co-workers, og meetings in parties and organizations? ... B. Second most important alternative
19	v268	How regularly do you follow politics?	discrete	numeric-8.0	1688	42	How regularly would you say that you follow what happens in politics, would you say that you follow politics all the time, some of the time, or just now and then?
20	v269	What interests you the most?	discrete	numeric-8.0	1586	144	What interests you the most: foreign politics, what happens in the municipality, or norwegian domestic affairs?
21	v270	What interests you the least?	discrete	numeric-8.0	1355	375	What interests you the least: foreign politics, what happens in the

#	Name	Label	Type	Format	Valid	Invalid	Question
							municipality og norwegian domestic affairs?
22	v271	Know one or several representatives in the parliament	discrete	numeric-8.0	1716	14	Are you personally, or does someone in your close family know any representatives in the parliament?

### Group Attitudes to political questions

#	Name	Label	Type	Format	Valid	Invalid	Question
1	v026	Do you have opinions on the nato membership?	discrete	numeric-8.0	1729	1	Is this a question which you have opinions on?
2	v027	Opinion on norway and nato	discrete	numeric-8.0	1275	455	Many people are of the understanding that we should stick with the nato-alliance, while others think our membership should be ended, what is your opinion?
3	v028	Do you have an opinion on development aid?	discrete	numeric-8.0	1730	0	Is this a question which you have an opinion on?
4	v029	What should be done with the development aid?	discrete	numeric-8.0	1630	100	In your opinion, do you think that the aid should cease completely, continue like before, or should it continue in another way than the way it is currently distributed?
5	v030	First reason to cease aid	discrete	numeric-8.0	94	1636	Why do you think the aid should cease? ... A. First reason
6	v031	Second reason to cease aid	discrete	numeric-8.0	47	1683	Why do you think the aid should cease? ... B. Second reason
7	v032	Evaluation of the amount of aid until now	discrete	numeric-8.0	541	1189	Would you say that the aid we have have distributed until now, is approximately the right amount, to little or to much?
8	v033	First suggestion on how to spend aid	discrete	numeric-8.0	833	897	How do you think that out aid to developing countries should be distributed? ... A. First suggestion
9	v034	Second suggestion on how to spend aid	discrete	numeric-8.0	536	1194	How do you think that out aid to developing countries should be distributed? ... B. Second suggestion
10	v035	Do you have an opinion on welfare benefits?	discrete	numeric-8.0	1728	2	Is this a question which you have an opinion on?
11	v036	What should be done with the welfare benefits?	discrete	numeric-8.0	1641	89	Do you think that there should be less welfare benefits in the future, should they be kept the way they are today, or should they be expanded further?
12	v037	Opinions on abortion	discrete	numeric-8.0	1665	65	Which of the statements on the card correspond the best with your personal opinion?
13	v051	Build more kindergartens	discrete	numeric-8.0	1697	33	If you use one of the answers on this card, how do you see: ... A. The suggestion on building more kindergartens?
14	v053	Reduce state control of business	discrete	numeric-8.0	1622	108	If you use one of the answers on this card, how do you see: ... C. The suggestion on reducing state control on private business?
15	v054	Better protection of confidential information	discrete	numeric-8.0	1658	72	If you use one of the answers on this card, how do you see: ... D. Better

#	Name	Label	Type	Format	Valid	Invalid	Question
							protection of confidential information of vital importance to the security of the nation?
16	v055	Abolish the mark system	discrete	numeric-8.0	1671	59	If you use one of the answers on this card, how do you see: ... E. Abolish the system of marks in our schools?
17	v056	Half of the storging women	discrete	numeric-8.0	1684	46	If you use one of the answers on this card, how do you see: ... F. Decide that half of the members in the storging should be women?
18	v057	Increase equal status of income+working conditions	discrete	numeric-8.0	1686	44	If you use one of the answers on this card, how do you see: ... G. Increase the equal status in the country considering income and working conditions?
19	v058	Move public offices from oslo	discrete	numeric-8.0	1650	80	If you use one of the answers on this card, how do you see: ... H. Move more public offices from oslo to other parts of the country?
20	v059	Socialise large businesses	discrete	numeric-8.0	1610	120	If you use one of the answers on this card, how do you see: ... I. Socialise large and important businesses?
21	v060	Lower taxes on low incomes	discrete	numeric-8.0	1696	34	If you use one of the answers on this card, how do you see: ... J. Lower the taxes on low incomes?
22	v061	Lower taxes on high incomes	discrete	numeric-8.0	1663	67	If you use one of the answers on this card, how do you see: ... K. Lower the taxes on high incomes?
23	v062	Close down unprofitable railway-tracks	discrete	numeric-8.0	1631	99	If you use one of the answers on this card, how do you see: ... L. Close down unprofitable side tracks of the railway?
24	v063	Forbid pornography	discrete	numeric-8.0	1687	43	If you use one of the answers on this card, how do you see: ... M. Forbid all forms of pornography?
25	v064	Reduce defense costs	discrete	numeric-8.0	1617	113	If you use one of the answers on this card, how do you see: ... N. Reduce the expences on defense?
26	v066	Reduce public support for agriculture	discrete	numeric-8.0	1575	155	If you use one of the answers on this card, how do you see: ... P. Reduce the public support for agriculture, without this affecting the prices of agricultural products?
27	v067	Forbid all oil drilling north of 62 degrees latitude	discrete	numeric-8.0	1506	224	If you use one of the answers on this card, how do you see: ... Q. Forbid all oil drilling north of 62 degrees latitude at least for the next ten years?
28	v068	Private firms access to oil drilling	discrete	numeric-8.0	1563	167	If you use one of the answers on this card, how do you see: ... R. Give private firms better possibilities to do oil drilling in the north sea?
29	v070	More openness on national defense activity	discrete	numeric-8.0	1585	145	If you use one of the answers on this card, how do you see: ... T. More openness about the activity of the national defense and the security police?
30	v071	Not limit right to individual property	discrete	numeric-8.0	1650	80	If you use one of the answers on this card, how do you see: ... U. Remove the laws and regulations which limit the individuals right to decide over its own property?

#	Name	Label	Type	Format	Valid	Invalid	Question
31	v072	Voting on ec-membership	discrete	numeric-8.0	1473	257	How did you vote in the referendum on norwegian membership in the european community (ec) in september 1972?
32	v073	How did you vote in the ec case?	discrete	numeric-8.0	1498	232	Let us imagine that there would be another referendum on ec-membership tomorrow, how would you then vote?
33	v074	Threat of a new war	discrete	numeric-8.0	1451	279	How large is the threat that norway will get involved in a new war in the years to come, do you believe the threat to be large, relatively large, or do you believe the threat is pretty low?
34	v075	Has the threat increased?	discrete	numeric-8.0	1492	238	When we look back at the development during the last ten years, do you think the threat that norway would become involved in a new war has increased, decreased or stayed the same?
35	v076	Building nuclear power station	discrete	numeric-8.0	1595	135	Building nuclear power stations (nuclear energy).
36	v077	Building out water systems	discrete	numeric-8.0	1620	110	Water power: building out water systems which until now have been untouched, such as in jotunheimen and at hardangervidda.
37	v078	Building thermal power stations	discrete	numeric-8.0	1526	204	Building thermal power stations based on oil and coal.
38	v079	Go for new sources of power	discrete	numeric-8.0	1573	157	Go for new sources of power such as solar power, wind power, wave power and the like, even though this would be more expensive than nuclear power, water power and thermal power.
39	v080	Saving energy	discrete	numeric-8.0	1631	99	Save energy, even though this would entail that the living standard is decreased.
40	v081	Opinions on the pace of oil production	discrete	numeric-8.0	1405	325	Which of the opinions on this card is closest to your own opinion on the oil production?
41	v082	Opinions on the iea question?	discrete	numeric-8.0	1725	5	There has been raised demands that this agreement should cease. Is this a question which you have an opinion on?
42	v083	Stay with the iea agreement?	discrete	numeric-8.0	372	1358	What is your opinion, should the agreement norway has with the iea continue or cease to exist?
43	v084	Norway has done enough on the state of readiness?	discrete	numeric-8.0	1564	166	Do you think that the government has done all they can to create a good state of readiness in terms of oil protection, or do you think the government has done to little in this area?
44	v085	Opinions on the governments control with oil activity	discrete	numeric-8.0	1726	4	Is this a question which you have an opinion on?
45	v086	What is your opinion on this control?	discrete	numeric-8.0	775	955	What is your opinion, do you think that the government should sharpen the control, is it sufficient, or do you think that the measures taken can be reduced?
46	v087	Opinions on foreign workers	discrete	numeric-8.0	1706	24	Which of these opinions are closest to your own opinion?
47	v088	Opinions on public rep. In business banks	discrete	numeric-8.0	1226	504	Which of these opinions are closest to your own view?



#	Name	Label	Type	Format	Valid	Invalid	Question
48	v089	Var152 Generes av bilstøy?	discrete	numeric-8.0	1730	0	Would you say that you on a daily basis is disturbed by one or more of these problems? ... A. Car noise
49	v090	Disturbed by air pollution	discrete	numeric-8.0	1730	0	Would you say that you on a daily basis is disturbed by one or more of these problems? ... B. Air pollution
50	v091	Disturbed by disturbances in childrens playing environment	discrete	numeric-8.0	1730	0	Would you say that you on a daily basis is disturbed by one or more of these problems? ... C. Disturbance in the childrens playing environment (for example traffic)
51	v092	Disturbed by poor outdoors opportunities	discrete	numeric-8.0	1730	0	Would you say that you on a daily basis is disturbed by one or more of these problems? ... D. Poor possibilites to be active outdoors
52	v093	Disturbed by airplane noise	discrete	numeric-8.0	1730	0	Would you say that you on a daily basis is disturbed by one or more of these problems? ... E. Airplane noise?
53	v094	Disturbed by long way to work	discrete	numeric-8.0	1730	0	Would you say that you on a daily basis is disturbed by one or more of these problems? ... F. Long and difficult cumbersome way to the work place?
54	v095	Disturbed by pollution of water outdoors	discrete	numeric-8.0	1730	0	Would you say that you on a daily basis is disturbed by one or more of these problems? ... G. Pollution of water in the outdoors
55	v096	Disturbed by water pollution	discrete	numeric-8.0	1730	0	Would you say that you on a daily basis is disturbed by one or more of these problems? ... H. Pollution of drinkingwater
56	v097	Disturbed by other things	discrete	numeric-8.0	1730	0	Would you say that you on a daily basis is disturbed by one or more of these problems? ... I. Other things, specify.
57	v098	Do you have environmental problems?	discrete	numeric-8.0	1000	730	Would you say that you on a daily basis is disturbed by one or more of these problems? ... J. No environmental problems/do not know.
58	v099	Var162 * no label *	discrete	numeric-8.0	1730	0	Undocumented variable
59	v100	Var163 * no label *	discrete	numeric-8.0	1730	0	Undocumented variable
60	v101	Var164 * no label *	discrete	numeric-8.0	1730	0	Undocumented variable
61	v186	My county has not received its share	discrete	numeric-8.0	1478	252	Would you please state which answer you would give for each of the options i read ... B. My county has not recieved its share of the nations resources.
62	v188	Ec. Growth - industrial expansion	discrete	numeric-8.0	1595	135	Would you please state which answer you would give for each of the options i read ... D. To secure economic growth, we need to keep ut the expansion of industry, even though this might conflict with nature conservation interests.
63	v192	Ec. Growth. Benefit dev. Countries	discrete	numeric-8.0	1652	78	Would you please state which answer you would give for each of the options i read ... H. Continued economic growth in norway should first and foremost benefit the developing countries.
64	v195	Growth in consumption should stop	discrete	numeric-8.0	1625	105	Would you please state which answer you would give for each of the options

#	Name	Label	Type	Format	Valid	Invalid	Question
							i read ... K. Here in Norway the growth in consumption should stop, also for the average citizen.

### Group View on economy and work

#	Name	Label	Type	Format	Valid	Invalid	Question
1	v039	Var093 What caused the unemployment?	discrete	numeric-8.0	1486	244	Do you think this was primarily due to the politics of the government, or other causes?
2	v040	If conservative govt, what about unemployment?	discrete	numeric-8.0	1496	234	If we imagine that we had a conservative government during the last four years, do you think that the unemployment would be like today, higher than today, or lower than today?
3	v041	What caused the decline of the krone?	discrete	numeric-8.0	1461	269	What do you think is the primary cause, the politics of the government or other causes?
4	v042	If conservative government, what about prices?	discrete	numeric-8.0	1486	244	Let us imagine that we had a conservative government, do you think that the prices would have been the same as today, lower than today, or higher than today?
5	v043	How will the ec. Situation be in some years?	discrete	numeric-8.0	1622	108	Do you think your economic situation will be the same as now, better than now, or do you fear that it will be worse than now?
6	v044	Do you fear unemployment?	discrete	numeric-8.0	1649	81	Do you fear that you yourself or someone in your family will become unemployed in the coming years?
7	v052	Give the employees more influence	discrete	numeric-8.0	1640	90	If you use one of the answers on this card, how do you see: ... B. The suggestion on giving employees more influence in their work place?
8	v065	Reintroduce wage settlements by associations	discrete	numeric-8.0	1392	338	If you use one of the answers on this card, how do you see: ... O. Reintroduce wage settlements decided by associations?
9	v190	Full employmt. State control, banks companies	discrete	numeric-8.0	1443	287	Would you please state which answer you would give for each of the options i read ... F. Full employment can be secured more easily if the government has influence over the activities of the banks and companies.
10	v196	If reduction-women dismissed-men work	discrete	numeric-8.0	1630	100	Would you please state which answer you would give for each of the options i read ... L. If a company needs to be reduced, married women should be dismissed first if they have husbands with paid work.

### Group Attitudes to politics and society

#	Name	Label	Type	Format	Valid	Invalid	Question
1	v069	Lower voting age to 18	discrete	numeric-8.0	1680	50	If you use one of the answers on this card, how do you see: ... S. Lower the voting age to 18 years?

#	Name	Label	Type	Format	Valid	Invalid	Question
2	v180	Is gvmt wasting tax money?	discrete	numeric-8.0	1587	143	Do you think those who govern waste a great deal of our tax money, waste some of it, or waste very little of the money?
3	v181	Are politicians skilled?	discrete	numeric-8.0	1613	117	Do you feel that most norwegian politicians are skilled people who normally know what they do, or do you think that many of them have little knowledge about the cases they are set to manage?
4	v182	Are politicians credible?	discrete	numeric-8.0	1624	106	Do you think that most of our politicians are credible, that the politicians are credible most of the time, or that few norwegian politicians are credible?
5	v183	Content with the society we have?	discrete	numeric-8.0	1708	22	Would you say that you are very content, somewhat content, or not at all content with ... A. The type of society we have here in norway?
6	v184	Content with the democracy in norway?	discrete	numeric-8.0	1626	104	Would you say that you are very content, somewhat content, or not at all content with ... B. The way the democracy works in this country?
7	v185	Difficult to understand actions of the pol.	discrete	numeric-8.0	1636	94	Would you please state which answer you would give for each of the options i read ... A. It is often difficult to understand why politicians act the way they do.
8	v187	Political matters do not influence me	discrete	numeric-8.0	1668	62	Would you please state which answer you would give for each of the options i read ... C. What happens in politics does not influence me most of the time.
9	v189	Only with strong org. Can one achieve	discrete	numeric-8.0	1617	113	Would you please state which answer you would give for each of the options i read ... E. Only with a strong organisation behind us are people able to achieve something in todays society.
10	v191	Pol. Complicated.Not for normal people	discrete	numeric-8.0	1697	33	Would you please state which answer you would give for each of the options i read ... G. The politics are often so complicated that normal people cannot understand what it is about.
11	v193	Without control-banks to much infl.	discrete	numeric-8.0	1404	326	Would you please state which answer you would give for each of the options i read ... I. If the society does not have the opportunity to influence the private sector, the leading banks and companies will have too much influence.
12	v194	Could vote but nothing else	discrete	numeric-8.0	1653	77	Would you please state which answer you would give for each of the options i read ... J. People like me can vote, byt there is nothing else we can do to influence politics.
13	v197	Difficult to see dividing lines in politics	discrete	numeric-8.0	1632	98	Would you please state which answer you would give for each of the options i read ... M. It is difficult to see where the important dividing lines between the parties are.

### Group Party identification and party symbol

#	Name	Label	Type	Format	Valid	Invalid	Question
1	v045	Which party do you support?	discrete	numeric-8.0	1687	43	Would you say that you in general consider yourself to support the party "høyre", "arbeiderpartiet", "sv" and so on, or do you not feel attached to any party?
2	v046	Strongly convinced supporter?	discrete	numeric-8.0	1726	4	Do you consider yourself to be a strongly convinced supporter of your party, or not especially strongly convinced?
3	v260	Which party do you like the best?	discrete	numeric-8.0	1600	130	Could you say which party you like the best, second best, and third best? ... A. Like the best
4	v261	Which party do you like the second best?	discrete	numeric-8.0	1388	342	Could you say which party you like the best, second best, and third best? ... B. Like the second best
5	v262	Which party do you like the third best?	discrete	numeric-8.0	1132	598	Could you say which party you like the best, second best, and third best? ... C. Like the third best
6	v263	Which party do you like the least?	discrete	numeric-8.0	1546	184	That is, first the party you like the least, then the party you like the second least, then the party you like the third least. ... a. The least
7	v264	Which party do you like the second least?	discrete	numeric-8.0	1465	265	That is, first the party you like the least, then the party you like the second least, then the party you like the third least. ... b. Like the second least
8	v265	Which party do you like the third least?	discrete	numeric-8.0	1332	398	That is, first the party you like the least, then the party you like the second least, then the party you like the third least. ... c. Like the third least

### Group Accordance respondent-party in political questions

#	Name	Label	Type	Format	Valid	Invalid	Question
1	v102	Parties expressing their opinion on nato	discrete	numeric-8.0	1730	0	Let us begin with the western defense co-operation, nato, which party do you think expresses your opinion the best in this policy area? ... A. Dna
2	v103	Parties expressing their opinion on nato	discrete	numeric-8.0	1730	0	Let us begin with the western defense co-operation, nato, which party do you think expresses your opinion the best in this policy area? ... B. Dnf
3	v104	Parties expressing their opinion on nato	discrete	numeric-8.0	1730	0	Let us begin with the western defense co-operation, nato, which party do you think expresses your opinion the best in this policy area? ... C. Fp (alp)
4	v105	Parties expressing their opinion on nato	discrete	numeric-8.0	1730	0	Let us begin with the western defense co-operation, nato, which party do you think expresses your opinion the best in this policy area? ... D. H
5	v106	Parties expressing their opinion on nato	discrete	numeric-8.0	1730	0	Let us begin with the western defense co-operation, nato, which party do you think expresses your opinion the best in this policy area? ... E. Krf
6	v107	Parties expressing their opinion on nato	discrete	numeric-8.0	1730	0	Let us begin with the western defense co-operation, nato, which party do you

#	Name	Label	Type	Format	Valid	Invalid	Question
							think expresses your opinion the best in this policy area? ... F. Nkp
7	v108	Parties expressing their opinion on nato	discrete	numeric-8.0	1730	0	Let us begin with the western defense co-operation, nato, which party do you think expresses your opinion the best in this policy area? ... G. Rv (akp (m-l))
8	v109	Parties expressing their opinion on nato	discrete	numeric-8.0	1730	0	Let us begin with the western defense co-operation, nato, which party do you think expresses your opinion the best in this policy area? ... H. Sp
9	v110	Parties expressing their opinion on nato	discrete	numeric-8.0	1730	0	Let us begin with the western defense co-operation, nato, which party do you think expresses your opinion the best in this policy area? ... I. Sv
10	v111	Parties expressing their opinion on nato	discrete	numeric-8.0	1730	0	Let us begin with the western defense co-operation, nato, which party do you think expresses your opinion the best in this policy area? ... J. V
11	v112	Parties expressing their opinion on nato	discrete	numeric-8.0	54	1676	Let us begin with the western defense co-operation, nato, which party do you think expresses your opinion the best in this policy area? ... K. Other
12	v113	Parties expressing their opinion on oil	discrete	numeric-8.0	1730	0	Which party or which parties do you think expresses your opinion the best in this policy area? ... A. Dna
13	v114	Parties expressing their opinion on oil	discrete	numeric-8.0	1730	0	Which party or which parties do you think expresses your opinion the best in this policy area? ... B. Dnf
14	v115	Parties expressing their opinion on oil	discrete	numeric-8.0	1730	0	Which party or which parties do you think expresses your opinion the best in this policy area? ... C. Fp (alp)
15	v116	Parties expressing their opinion on oil	discrete	numeric-8.0	1730	0	Which party or which parties do you think expresses your opinion the best in this policy area? ... D. H
16	v117	Parties expressing their opinion on oil	discrete	numeric-8.0	1730	0	Which party or which parties do you think expresses your opinion the best in this policy area? ... E. Krf
17	v118	Parties expressing their opinion on oil	discrete	numeric-8.0	1730	0	Which party or which parties do you think expresses your opinion the best in this policy area? ... G. Nkp
18	v119	Parties expressing their opinion on oil	discrete	numeric-8.0	1730	0	Which party or which parties do you think expresses your opinion the best in this policy area? ... H. Rv (nkp (m-l))
19	v120	Parties expressing their opinion on oil	discrete	numeric-8.0	1730	0	Which party or which parties do you think expresses your opinion the best in this policy area? ... I. Sp
20	v121	Parties expressing their opinion on oil	discrete	numeric-8.0	1730	0	Which party or which parties do you think expresses your opinion the best in this policy area? ... J. Sv
21	v122	Parties expressing their opinion on oil	discrete	numeric-8.0	1730	0	Which party or which parties do you think expresses your opinion the best in this policy area? ... K. Other
22	v123	Parties expressing their opinion on oil	discrete	numeric-8.0	59	1671	Which party or which parties do you think expresses your opinion the best in this policy area? ...

#	Name	Label	Type	Format	Valid	Invalid	Question
23	v124	Parties expressing their opinion on schoolpol	discrete	numeric-8.0	1730	0	Which party or which parties do you think expresses your opinion the best in this policy area? ... A. Dna
24	v125	Parties expressing their opinion on schoolpol	discrete	numeric-8.0	1730	0	Which party or which parties do you think expresses your opinion the best in this policy area? ... B. Dnf
25	v126	Parties expressing their opinion on schoolpol	discrete	numeric-8.0	1730	0	Which party or which parties do you think expresses your opinion the best in this policy area? ... C. Fp (alp)
26	v127	Parties expressing their opinion on schoolpol	discrete	numeric-8.0	1730	0	Which party or which parties do you think expresses your opinion the best in this policy area? ... D. H
27	v128	Parties expressing their opinion on schoolpol	discrete	numeric-8.0	1730	0	Which party or which parties do you think expresses your opinion the best in this policy area? ... E. Krf
28	v129	Parties expressing their opinion on schoolpol	discrete	numeric-8.0	1730	0	Which party or which parties do you think expresses your opinion the best in this policy area? ... F. Nkp
29	v130	Parties expressing their opinion on schoolpol	discrete	numeric-8.0	1730	0	Which party or which parties do you think expresses your opinion the best in this policy area? ... G. Rv (nkp (m-l))
30	v131	Parties expressing their opinion on schoolpol	discrete	numeric-8.0	1730	0	Which party or which parties do you think expresses your opinion the best in this policy area? ... H. Sp
31	v132	Parties expressing their opinion on schoolpol	discrete	numeric-8.0	1730	0	Which party or which parties do you think expresses your opinion the best in this policy area? ... I. Sv
32	v133	Parties expressing their opinion on schoolpol	discrete	numeric-8.0	1730	0	Which party or which parties do you think expresses your opinion the best in this policy area? ... J. V
33	v134	Parties expressing their opinion on schoolpol	discrete	numeric-8.0	91	1639	Which party or which parties do you think expresses your opinion the best in this policy area? ... K. Other
34	v135	Parties expressing their opinion on taxpol	discrete	numeric-8.0	1730	0	Which party or which parties do you think expresses the best your own opinion? ... A. Dna
35	v136	Parties expressing their opinion on taxpol	discrete	numeric-8.0	1730	0	Which party or which parties do you think expresses the best your own opinion? ... B. Dnf
36	v137	Parties expressing their opinion on taxpol	discrete	numeric-8.0	1730	0	Which party or which parties do you think expresses the best your own opinion? ... C. Fp (alp)
37	v138	Parties expressing their opinion on taxpol	discrete	numeric-8.0	1730	0	Which party or which parties do you think expresses the best your own opinion? ... D. H
38	v139	Parties expressing their opinion on taxpol	discrete	numeric-8.0	1730	0	Which party or which parties do you think expresses the best your own opinion? ... E. Krf
39	v140	Parties expressing their opinion on taxpol	discrete	numeric-8.0	1730	0	Which party or which parties do you think expresses the best your own opinion? ... F. Nkp
40	v141	Parties expressing their opinion on taxpol	discrete	numeric-8.0	1730	0	Which party or which parties do you think expresses the best your own opinion? ... G. Rv (akp (m-l))

#	Name	Label	Type	Format	Valid	Invalid	Question
41	v142	Parties expressing their opinion on taxpol	discrete	numeric-8.0	1730	0	Which party or which parties do you think expresses the best your own opinion? ... H. Sp
42	v143	Parties expressing their opinion on taxpol	discrete	numeric-8.0	1730	0	Which party or which parties do you think expresses the best your own opinion? ... I. Sv
43	v144	Parties expressing their opinion on taxpol	discrete	numeric-8.0	1730	0	Which party or which parties do you think expresses the best your own opinion? ... J. V
44	v145	Parties expressing their opinion on taxpol	discrete	numeric-8.0	92	1638	Which party or which parties do you think expresses the best your own opinion? ... K. Other
45	v146	Parties expressing their opinion on res-environ	discrete	numeric-8.0	1730	0	Which party or which parties do you think expresses the best your own opinion? ... A. Dna
46	v147	Parties expressing their opinion on res-environ	discrete	numeric-8.0	1730	0	Which party or which parties do you think expresses the best your own opinion? ... B. Dnf
47	v148	Parties expressing their opinion on res-environ	discrete	numeric-8.0	1730	0	Which party or which parties do you think expresses the best your own opinion? ... C. Fp (alp)
48	v149	Parties expressing their opinion on res-environ	discrete	numeric-8.0	1730	0	Which party or which parties do you think expresses the best your own opinion? ... D. H
49	v150	Parties expressing their opinion on res-environ	discrete	numeric-8.0	1730	0	Which party or which parties do you think expresses the best your own opinion? ... E. Krf
50	v151	Parties expressing their opinion on res-environ	discrete	numeric-8.0	1730	0	Which party or which parties do you think expresses the best your own opinion? ... F. Nkp
51	v152	Parties expressing their opinion on res-environ	discrete	numeric-8.0	1730	0	Which party or which parties do you think expresses the best your own opinion? ... G. Rv (akp (m-l))
52	v153	Parties expressing their opinion on res-environ	discrete	numeric-8.0	1730	0	Which party or which parties do you think expresses the best your own opinion? ... H. Sp
53	v154	Parties expressing their opinion on res-environ	discrete	numeric-8.0	1730	0	Which party or which parties do you think expresses the best your own opinion? ... I. Sv
54	v155	Parties expressing their opinion on res-environ	discrete	numeric-8.0	1730	0	Which party or which parties do you think expresses the best your own opinion? ... J. V
55	v156	Parties expressing their opinion on res-environ	discrete	numeric-8.0	110	1620	Which party or which parties do you think expresses the best your own opinion? ... K. Other
56	v157	Parties expressing their opinion on abortion	discrete	numeric-8.0	1730	0	Which party or which parties do you think express your own opinion the best? ... A. Dna
57	v158	Parties expressing their opinion on abortion	discrete	numeric-8.0	1730	0	Which party or which parties do you think express your own opinion the best? ... B. Dnf
58	v159	Parties expressing their opinion on abortion	discrete	numeric-8.0	1730	0	Which party or which parties do you think express your own opinion the best? ... C. Fp (alp)

#	Name	Label	Type	Format	Valid	Invalid	Question
59	v160	Parties expressing their opinion on abortion	discrete	numeric-8.0	1730	0	Which party or which parties do you think express your own opinion the best? ... D. H
60	v161	Parties expressing their opinion on abortion	discrete	numeric-8.0	1730	0	Which party or which parties do you think express your own opinion the best? ... E. Krf
61	v162	Parties expressing their opinion on abortion	discrete	numeric-8.0	1730	0	Which party or which parties do you think express your own opinion the best? ... F. Nkp
62	v163	Parties expressing their opinion on abortion	discrete	numeric-8.0	1730	0	Which party or which parties do you think express your own opinion the best? ... G. Rv (akp (m-l))
63	v164	Parties expressing their opinion on abortion	discrete	numeric-8.0	1730	0	Which party or which parties do you think express your own opinion the best? ... H. Sp
64	v165	Parties expressing their opinion on abortion	discrete	numeric-8.0	1730	0	Which party or which parties do you think express your own opinion the best? ... I. Sv
65	v166	Parties expressing their opinion on abortion	discrete	numeric-8.0	1730	0	Which party or which parties do you think express your own opinion the best? ... J. V
66	v167	Parties expressing their opinion on abortion	discrete	numeric-8.0	27	1703	Which party or which parties do you think express your own opinion the best? ... K. Other

### Group Right-left dimension

#	Name	Label	Type	Format	Valid	Invalid	Question
1	v168	How do you consider yourself rad-cons	discrete	numeric-8.0	1442	288	Where would you put yourself on this scale?
2	v170	Where place nkp on the scale	discrete	numeric-8.0	1363	367	Where would you place the different parties on this scale? ... A. Nkp (kommunistpartiet)
3	v171	Where place sp on the scale	discrete	numeric-8.0	1338	392	Where would you place the different parties on this scale? ... B. Sp (senterpartiet)
4	v172	Where place fp on the scale	discrete	numeric-8.0	1270	460	Where would you place the different parties on this scale? ... C. Fp (fremskrittspartiet (alp))
5	v173	Where place v on the scale	discrete	numeric-8.0	1320	410	Where would you place the different parties on this scale? ... D. V (venstre)
6	v174	Where place dna on the scale	discrete	numeric-8.0	1356	374	Where would you place the different parties on this scale? ... E. Dna (arbeiderpartiet)
7	v175	Where place h on the scale	discrete	numeric-8.0	1359	371	Where would you place the different parties on this scale? ... F. H (høyre)
8	v176	Where place dnf on the scale	discrete	numeric-8.0	1267	463	Where would you place the different parties on this scale? ... G. Dnf (det nye folkepartiet)
9	v177	Where place rv on the scale	discrete	numeric-8.0	1333	397	Where would you place the different parties on this scale? ... H. Rv (rød valgallianse (akp))
10	v178	Where place krf on the scale	discrete	numeric-8.0	1336	394	Where would you place the different parties on this scale? ... I. Krf (kristelig folkeparti)



#	Name	Label	Type	Format	Valid	Invalid	Question
11	v179	Where place sv on the scale	discrete	numeric-8.0	1337	393	Where would you place the different parties on this scale? ... J. Sv (sosialistisk venstreparti)

### Group Elections and voting

#	Name	Label	Type	Format	Valid	Invalid	Question
1	v024	First case important for voting	discrete	numeric-8.0	1730	0	Could you mention one or two cases which were important for your voting? ... A. First case
2	v025	Second case important for voting	discrete	numeric-8.0	966	764	Could you mention one or two cases which were important for your voting? ... B. Second case
3	v038	Cared about who won the election	discrete	numeric-8.0	1715	15	When you look back at the election this autumn, would you say that you personally cared about which party or which parties won or lost the election, or did this not matter especially to you?
4	v155	Parties expressing their opinion on res-environ	discrete	numeric-8.0	1730	0	Which party or which parties do you think expresses the best your own opinion? ... J. V
5	v156	Parties expressing their opinion on res-environ	discrete	numeric-8.0	110	1620	Which party or which parties do you think expresses the best your own opinion? ... K. Other
6	v157	Parties expressing their opinion on abortion	discrete	numeric-8.0	1730	0	Which party or which parties do you think express your own opinion the best? ... A. Dna
7	v158	Parties expressing their opinion on abortion	discrete	numeric-8.0	1730	0	Which party or which parties do you think express your own opinion the best? ... B. Dnf
8	v159	Parties expressing their opinion on abortion	discrete	numeric-8.0	1730	0	Which party or which parties do you think express your own opinion the best? ... C. Fp (alp)
9	v160	Parties expressing their opinion on abortion	discrete	numeric-8.0	1730	0	Which party or which parties do you think express your own opinion the best? ... D. H
10	v161	Parties expressing their opinion on abortion	discrete	numeric-8.0	1730	0	Which party or which parties do you think express your own opinion the best? ... E. Krf
11	v162	Parties expressing their opinion on abortion	discrete	numeric-8.0	1730	0	Which party or which parties do you think express your own opinion the best? ... F. Nkp
12	v163	Parties expressing their opinion on abortion	discrete	numeric-8.0	1730	0	Which party or which parties do you think express your own opinion the best? ... G. Rv (akp (m-l))
13	v164	Parties expressing their opinion on abortion	discrete	numeric-8.0	1730	0	Which party or which parties do you think express your own opinion the best? ... H. Sp
14	v165	Parties expressing their opinion on abortion	discrete	numeric-8.0	1730	0	Which party or which parties do you think express your own opinion the best? ... I. Sv
15	v166	Parties expressing their opinion on abortion	discrete	numeric-8.0	1730	0	Which party or which parties do you think express your own opinion the best? ... J. V

#	Name	Label	Type	Format	Valid	Invalid	Question
16	v167	Parties expressing their opinion on abortion	discrete	numeric-8.0	27	1703	Which party or which parties do you think express your own opinion the best? ... K. Other
17	v168	How do you consider yourself rad-cons	discrete	numeric-8.0	1442	288	Where would you put yourself on this scale?
18	v169	Electoral register control 1977	discrete	numeric-9.0	1730	0	Control the given information on the given vote with the mark in the electoral register.
19	v170	Where place nkp on the scale	discrete	numeric-8.0	1363	367	Where would you place the different parties on this scale? ... A. Nkp (kommunistpartiet)
20	v171	Where place sp on the scale	discrete	numeric-8.0	1338	392	Where would you place the different parties on this scale? ... B. Sp (senterpartiet)
21	v172	Where place fp on the scale	discrete	numeric-8.0	1270	460	Where would you place the different parties on this scale? ... C. Fp (fremskrittspartiet (alp))
22	v173	Where place v on the scale	discrete	numeric-8.0	1320	410	Where would you place the different parties on this scale? ... D. V (venstre)
23	v174	Where place dna on the scale	discrete	numeric-8.0	1356	374	Where would you place the different parties on this scale? ... E. Dna (arbeiderpartiet)
24	v175	Where place h on the scale	discrete	numeric-8.0	1359	371	Where would you place the different parties on this scale? ... F. H (høyre)
25	v176	Where place dnf on the scale	discrete	numeric-8.0	1267	463	Where would you place the different parties on this scale? ... G. Dnf (det nye folkepartiet)
26	v177	Where place rv on the scale	discrete	numeric-8.0	1333	397	Where would you place the different parties on this scale? ... H. Rv (rød valgallianse (akp))
27	v178	Where place krf on the scale	discrete	numeric-8.0	1336	394	Where would you place the different parties on this scale? ... I. Krf (kristelig folkeparti)
28	v179	Where place sv on the scale	discrete	numeric-8.0	1337	393	Where would you place the different parties on this scale? ... J. Sv (sosialistisk venstreparti)
29	v180	Is gvmt wasting tax money?	discrete	numeric-8.0	1587	143	Do you think those who govern waste a great deal of our tax money, waste some of it, or waste very little of the money?
30	v181	Are politicians skilled?	discrete	numeric-8.0	1613	117	Do you feel that most norwegian politicians are skilled people who normally know what they do, or do you think that many of them have little knowledge about the cases they are set to manage?
31	v182	Are politicians credible?	discrete	numeric-8.0	1624	106	Do you think that most of our politicians are credible, that the politicians are credible most of the time, or that few norwegian politicians are credible?
32	v183	Content with the society we have?	discrete	numeric-8.0	1708	22	Would you say that you are very content, somewhat content, or not at all content with ... A. The type of society we have here in norway?
33	v184	Content with the democracy in norway?	discrete	numeric-8.0	1626	104	Would you say that you are very content, somewhat content, or not at

#	Name	Label	Type	Format	Valid	Invalid	Question
							all content with ... B. The way the democracy works in this country?
34	v185	Difficult to understand actions of the pol.	discrete	numeric-8.0	1636	94	Would you please state which answer you would give for each of the options i read ... A. It is often difficult to understand why politicians act the way they do.
35	v186	My county has not received its share	discrete	numeric-8.0	1478	252	Would you please state which answer you would give for each of the options i read ... B. My county has not recieved its share of the nations resources.
36	v187	Political matters do not influence me	discrete	numeric-8.0	1668	62	Would you please state which answer you would give for each of the options i read ... C. What happens in politics does not influence me most of the time.
37	v188	Ec. Growth - industrial expansion	discrete	numeric-8.0	1595	135	Would you please state which answer you would give for each of the options i read ... D. To secure economic growth, we need to keep ut the expansion of industry, even though this might conflict with nature conservation interests.
38	v189	Only with strong org. Can one achieve	discrete	numeric-8.0	1617	113	Would you please state which answer you would give for each of the options i read ... E. Only with a strong organisation behind us are people able to achieve something in todays society.
39	v190	Full employmt. State control, banks companies	discrete	numeric-8.0	1443	287	Would you please state which answer you would give for each of the options i read ... F. Full employment can be secured more easily if the government has influence over the activities of the banks and companies.
40	v191	Pol. Complicated.Not for normal people	discrete	numeric-8.0	1697	33	Would you please state which answer you would give for each of the options i read ... G. The politics are often so complicated that normal people cannot understand what it is about.
41	v192	Ec. Growth. Benefit dev. Countries	discrete	numeric-8.0	1652	78	Would you please state which answer you would give for each of the options i read ... H. Continued economic growth in norway should first and foremost benefit the developing countries.
42	v193	Without control-banks to much infl.	discrete	numeric-8.0	1404	326	Would you please state which answer you would give for each of the options i read ... I. If the society does not have the opportunity to influence the private sector, the leading banks and companies will have too much influence.
43	v194	Could vote but nothing else	discrete	numeric-8.0	1653	77	Would you please state which answer you would give for each of the options i read ... J. People like me can vote, byt there is nothing else we can do to influence politics.
44	v195	Growth in consumption should stop	discrete	numeric-8.0	1625	105	Would you please state which answer you would give for each of the options i read ... K. Here in norway the growth in consumption should stop, also for the average citizen.
45	v196	If reduction-women dismissed-men work	discrete	numeric-8.0	1630	100	Would you please state which answer you would give for each of the options

#	Name	Label	Type	Format	Valid	Invalid	Question
							i read ... L. If a company needs to be reduced, married women should be dismissed first if they have husbands with paid work.
46	v197	Difficult to see dividing lines in politics	discrete	numeric-8.0	1632	98	Would you please state which answer you would give for each of the options i read ... M. It is difficult to see where the important dividing lines between the parties are.
47	v198	Electoral register 1977	discrete	numeric-9.0	1730	0	Control against the mark in the electoral register.
48	v199	How many valgnytt did you see on tv	discrete	numeric-8.0	1689	41	Did you see any of these news stories? how many news stories would you say that you saw pr. Week?
49	v200	Did you see "partiene svarer?"	discrete	numeric-8.0	1706	24	Did you see any of these programmes?
50	v201	Did you see dnf?	discrete	numeric-8.0	1255	475	Which of these programmes did you see? ... A. Det nye folkepartiet with ingvar helle and gerd søraa broadcasted monday 22nd of august.
51	v202	Did you see v?	discrete	numeric-8.0	1304	426	Which of these programmes did you see? ... B. Venstre with berit kvæven and hans hammond rossbach broadcasted wednesday 24th of august.
52	v203	Did you see krf.?	discrete	numeric-8.0	1328	402	Which of these programmes did you see? ... C. Kristelig folkeparti with kjell magne bondevik and bergfrid fjose broadcasted friday 26th og august.
53	v204	Did you see h?	discrete	numeric-8.0	1327	403	Which of these programmes did you see? ... C. Høyre with erling norvik and kaci kullman five broadcasted monday 29th of august.
54	v205	Did you see nkp?	discrete	numeric-8.0	1303	427	Which of these programmes did you see? ... E. Norges kommunistiske parti with veslemøy gullachsen and hans i. Kleven broadcasted wednesday 31st of august.
55	v206	Did you see sv?	discrete	numeric-8.0	1337	393	Which of these programmes did you see? ... F. Sosialistisk venstreparti with berge furre ande berit ås broadcasted friday 2nd of september.
56	v207	Did you see sp?	discrete	numeric-8.0	1292	438	Which of these programmes did you see? ... G. Senterpartiet with erland stenbergn and johan j. Jacobsen broadcasted monday 5th of september.
57	v208	Did you see dna?	discrete	numeric-8.0	1352	378	Which of these programmes did you see? ... H. Arbeiderpartiet with gro harlem brundtland and tor halvorsen broadcasted wednesday 7th of september.
58	v209	Did you see fp?	discrete	numeric-8.0	1312	418	Which of these programmes did you see? ... I. Fremskrittspartiet (alp) with carl i. Hagen and jens marcussen broadcasted thursday 8th of september.
59	v210	Did you see the last party leader debate?	discrete	numeric-8.0	1716	14	Did you see - partly or all of it - the last party leader debate which was broadcasted on television friday the 9th of september from 20.00 - 23.00?

#	Name	Label	Type	Format	Valid	Invalid	Question
60	v211	How many "valgtimen" did you listen to?	discrete	numeric-8.0	1711	19	Did you listen to any of these programmes? how many programmes would you say that you listened to per week?
61	v212	How many "utspøringer av partiene"?	discrete	numeric-8.0	1688	42	Did you listen to any of these programmes? how many programmes would you say that you listened to?
62	v213	Which parties were questioned?	discrete	numeric-8.0	1730	0	Do you remember which parties were questioned? ... A. Dna
63	v214	Which parties were questioned?	discrete	numeric-8.0	1730	0	Do you remember which parties were questioned? ... B. Dnf
64	v215	Which parties were questioned?	discrete	numeric-8.0	1730	0	Do you remember which parties were questioned? ... C. Fp (alp)
65	v216	Which parties were questioned?	discrete	numeric-8.0	1730	0	Do you remember which parties were questioned? ... D. H
66	v217	Which parties were questioned?	discrete	numeric-8.0	1730	0	Do you remember which parties were questioned? ... E. Krf
67	v218	Which parties were questioned?	discrete	numeric-8.0	1730	0	Do you remember which parties were questioned? ... F. Nkp
68	v219	Which parties were questioned?	discrete	numeric-8.0	1730	0	Do you remember which parties were questioned? ... G. Rv
69	v220	Which parties were questioned?	discrete	numeric-8.0	1730	0	Do you remember which parties were questioned? ... H. Sp
70	v221	Which parties were questioned?	discrete	numeric-8.0	1730	0	Do you remember which parties were questioned? ... I. Sv
71	v222	Which parties were questioned?	discrete	numeric-8.0	1730	0	Do you remember which parties were questioned? ... J. V
72	v223	Do not remember	discrete	numeric-8.0	1730	0	Do you remember which parties were questioned? ... K. Do not remember
73	v224	Did you listen to "kveldstime med partiformann"?	discrete	numeric-8.0	1688	42	Did you listen to any of the programmes in this series?
74	v225	Which of the programmes did you listen to?	discrete	numeric-8.0	223	1507	Which of these programmes did you listen to? ... A. Høyre with erling norvik broadcasted thursday the 25th of august
75	v226	Which of the programmes did you listen to?	discrete	numeric-8.0	215	1515	Which of these programmes did you listen to? ... B. Fremskrittspartiet with arve lønnum broadcasted monday the 29th of august.
76	v227	Which of the programmes did you listen to?	discrete	numeric-8.0	217	1513	Which of these programmes did you listen to? ... C. Det nye folkepartiet with magne lerheim broadcasted tuesday the 30th of august.
77	v228	Which of the programmes did you listen to?	discrete	numeric-8.0	226	1504	Which of these programmes did you listen to? ... D. Arbeiderpartiet with reidulf steen broadcasted wednesday the 31st of august.
78	v229	Which of the programmes did you listen to?	discrete	numeric-8.0	217	1513	Which of these programmes did you listen to? ... E. Norges kommunistiske parti with martin gunnar knutsen broadcasted thursday the 1st of august.
79	v230	Which of the programmes did you listen to?	discrete	numeric-8.0	223	1507	Which of these programmes did you listen to? ... F. Kristelig folkeparti with lars korvald broadcasted monday the 5th of september.

#	Name	Label	Type	Format	Valid	Invalid	Question
80	v231	Which of the programmes did you listen to?	discrete	numeric-8.0	220	1510	Which of these programmes did you listen to? ... G. Senterpartiet with gunnar stålset broadcasted tuesday the 6th of september.
81	v232	Which of the programmes did you listen to?	discrete	numeric-8.0	226	1504	Which of these programmes did you listen to? ... H. Sosialistisk venstreparti with berge furre broadcasted wednesday the 7th of september.
82	v233	Which of the programmes did you listen to?	discrete	numeric-8.0	219	1511	Which of these programmes did you listen to? ... I. Venstre with hans hammond rossbach broadcasted thursday the 8th of september.
83	v234	Did you listen to "regionale telefonvakter"?	discrete	numeric-8.0	1682	48	Did you listen to any of these programmes? how many did you listen to?
84	v235	Did you watch the electoral coverage on tv on election night?	discrete	numeric-8.0	1730	0	Did you watch the election coverage on television on the evening/night of the election?
85	v236	For how long did you watch the electoral coverage?	discrete	numeric-8.0	1368	362	For how long did you watch the election coverage on television?
86	v237	Did you listen to the radios electoral coverage?	discrete	numeric-8.0	1728	2	Did you listen to the election coverage in the radio on the night/evening of the election?
87	v238	For how long did you listen to the electoral coverage?	discrete	numeric-8.0	139	1591	For how long did you listen to the election coverage on the radio?
88	v239	Did you watch comm. From 7-8 the day after?	discrete	numeric-8.0	1711	19	I will now read the times of these programmes and for each of them i would like to know if you watched them? ... A. 7.00-8.00
89	v240	Did you watch comm. From 13-15 the day after?	discrete	numeric-8.0	1691	39	I will now read the times of these programmes and for each of them i would like to know if you watched them? ... B. 13.00-15.00
90	v241	Did you watch comm. From 17-17.45 the day after?	discrete	numeric-8.0	1648	82	I will now read the times of these programmes and for each of them i would like to know if you watched them? ... C. 17.00-17.45
91	v242	Did you see the extended dagsrevyen?	discrete	numeric-8.0	1665	65	I will now read the times of these programmes and for each of them i would like to know if you watched them? ... D. An extended version of "dagsrevyen" from 19.30 - 20.30
92	v243	Did you listen to the comm. From 5-8 ?	discrete	numeric-8.0	1695	35	Which of these programmes did you listen to? ... A. 05.00-08.00
93	v244	Did you listen to the comm. From 10-10.15?	discrete	numeric-8.0	1619	111	Which of these programmes did you listen to? ... B. 10.00-10.15
94	v245	Did you listen to the comm. From 12.30-13.05 ?	discrete	numeric-8.0	1616	114	Which of these programmes did you listen to? ... C. 12.30-13.05
95	v246	Did you listen to an extended "aktuell" broadcast?	discrete	numeric-8.0	1564	166	Which of these programmes did you listen to? ... D. An extended "aktuell" broadcast from 18.30-19.30
96	v247	How do you evaluate the information on television?	discrete	numeric-8.0	1571	159	Do you think that the television has had too much information on the election, to little information, or do you think it has been a sufficient amount?

#	Name	Label	Type	Format	Valid	Invalid	Question
97	v248	How do you evaluate the information on the radio?	discrete	numeric-8.0	949	781	What about the electoral coverage of the radio? do you think the radio has had too much information on the election, to little information, or a sufficient amount of information?
98	v249	How often did you discuss the election?	discrete	numeric-8.0	1719	11	Would you say every day, a couple of times a week, rarer or never?
99	v251	Did anyone convince you to vote for a party?	discrete	numeric-8.0	1341	389	Did any of those you talked to try to make you vote for a certain party?
100	v252	Did you try to convince someone to vote for a party?	discrete	numeric-8.0	1343	387	Was it the other way around, did you try to make someone vote for a certain party?
101	v255	Did you vote at the election?	discrete	numeric-8.0	1723	7	Did you vote at the election?
102	v256	Was it easy to decide a party?	discrete	numeric-8.0	1540	190	How was this decision for you, did you think it was easy, fairly easy, fairly difficult or very difficult?
103	v257	When did you decide?	discrete	numeric-8.0	1533	197	When did you decide to vote for the party you chose - was it long before the election campaigns began, during the election campaigns, or was it right before the election day?
104	v258	Which party or list did you vote for?	discrete	numeric-8.0	1520	210	Which party or list did you vote for?
105	v259	With joint list-which party?	discrete	numeric-8.0	38	1692	If the parties on the joint list had run with individual lists, which of the parties on the joint list would you have voted for?
106	v266	How did you vote in the election 1973	discrete	numeric-8.0	1724	6	How did you vote at the parliamentary election in 1973?
107	v267	If joint lists, what party would you have voted for-1973	discrete	numeric-8.0	11	1719	If the parties on the joint list had run with independent lists, which of the parties would you have voted for in 1973?

### Group Information for the bureau

#	Name	Label	Type	Format	Valid	Invalid	Question
1	v003	Var024 Intervjudato (ddmm)	continuous	numeric-10.0	1730	0	Var024: date of interview (ddmm)
2	v004	Date of interview (ddmm)	continuous	numeric-9.0	1730	0	Var028: number of minutes the interview lasted
3	v005	Number of visits	discrete	numeric-9.0	1730	0	Var031: number of visits
4	v006	Sequence number	continuous	numeric-9.0	1730	0	Var033: sequence number
5	v325	Would you like a report of results?	discrete	numeric-8.0	0	1730	Would you like to receive a report with results from this survey?

### Group Interview technical variables

#	Name	Label	Type	Format	Valid	Invalid	Question
1	v003	Var024 Intervjudato (ddmm)	continuous	numeric-10.0	1730	0	Var024: date of interview (ddmm)
2	v004	Date of interview (ddmm)	continuous	numeric-9.0	1730	0	Var028: number of minutes the interview lasted
3	v005	Number of visits	discrete	numeric-9.0	1730	0	Var031: number of visits

#	Name	Label	Type	Format	Valid	Invalid	Question
4	v006	Sequence number	continuous	numeric-9.0	1730	0	Var033: sequence number
5	v279	For the bureau	continuous	numeric-8.0	936	794	Var366: for the bureau
6	v290	For the bureau	continuous	numeric-8.0	199	1531	Var382: for the bureau
7	v301	For the bureau	continuous	numeric-8.0	452	1278	Var398: for the bureau
8	v325	Would you like a report of results?	discrete	numeric-8.0	0	1730	Would you like to receive a report with results from this survey?
9	v327	Var453 Næringsstruktur	discrete	numeric-9.0	1730	0	Var453: næringsstruktur
10	v328	Var455 Yrke 9 kutt	discrete	numeric-9.0	1730	0	Var455: yrke 9 kutt



# Variables Description

Dataset contains 328 variable(s)

**File : NSD0062****# v001: Year of birth****Information** [Type= continuous] [Format=numeric] [Range= 0-99] [Missing=\*]**Statistics [NW/ W]** [Valid=1730 /-] [Invalid=0 /-]**Literal question** Var017: year of birth**Concepts** Age**# v002: Sex****Information** [Type= discrete] [Format=numeric] [Range= 1-2] [Missing=\*]**Statistics [NW/ W]** [Valid=1730 /-] [Invalid=0 /-]**Literal question** Var022: sex**Concepts** Gender

Value	Label	Cases	Percentage
1	Man	854	49.4%
2	Woman	876	50.6%

*Warning: these figures indicate the number of cases found in the data file. They cannot be interpreted as summary statistics of the population of interest.***# v003: Var024 Intervjudato (ddmm)****Information** [Type= continuous] [Format=numeric] [Range= 110-9999] [Missing=\*]**Statistics [NW/ W]** [Valid=1730 /-] [Invalid=0 /-]**Literal question** Var024: date of interview (ddmm)**Concepts** Data**# v004: Date of interview (ddmm)****Information** [Type= continuous] [Format=numeric] [Range= 25-999] [Missing=\*]**Statistics [NW/ W]** [Valid=1730 /-] [Invalid=0 /-]**Literal question** Var028: number of minutes the interview lasted**Concepts** Data**# v005: Number of visits****Information** [Type= discrete] [Format=numeric] [Range= 1-9] [Missing=\*]**Statistics [NW/ W]** [Valid=1730 /-] [Invalid=0 /-]**Literal question** Var031: number of visits**Concepts** Data

Value	Label	Cases	Percentage
1		841	48.6%
2		521	30.1%
3		193	11.2%
4		59	3.4%
5		26	1.5%
6		5	0.3%
7		4	0.2%
8		1	0.1%
9		80	4.6%

*Warning: these figures indicate the number of cases found in the data file. They cannot be interpreted as summary statistics of the population of interest.*

**File : NSD0062****# v006: Sequence number****Information** [Type= continuous] [Format=numeric] [Range= 1-1720] [Missing=\*]**Statistics [NW/ W]** [Valid=1730 /-] [Invalid=0 /-]**Literal question** Var033: sequence number**Concepts** Data**# v007: Part of country****Information** [Type= discrete] [Format=numeric] [Range= 1-5] [Missing=\*]**Statistics [NW/ W]** [Valid=1730 /-] [Invalid=0 /-]**Literal question** Var040a: part of country**Concepts** Data

Value	Label	Cases	Percentage
1	Oslo/akershus	338	19.5%
2	The rest of the south east	517	29.9%
3	South/west coast	420	24.3%
4	Møre/trøndelag	264	15.3%
5	Northern norway	191	11.0%

*Warning: these figures indicate the number of cases found in the data file. They cannot be interpreted as summary statistics of the population of interest.***# v008: Centrally located****Information** [Type= discrete] [Format=numeric] [Range= 1-7] [Missing=\*]**Statistics [NW/ W]** [Valid=1730 /-] [Invalid=0 /-]**Literal question** Var040b: centrally located**Concepts** Data

Value	Label	Cases	Percentage
1		219	12.7%
2		75	4.3%
3		139	8.0%
4		86	5.0%
5		74	4.3%
6		356	20.6%
7		781	45.1%

*Warning: these figures indicate the number of cases found in the data file. They cannot be interpreted as summary statistics of the population of interest.***# v009: Population density****Information** [Type= discrete] [Format=numeric] [Range= 1-2] [Missing=\*]**Statistics [NW/ W]** [Valid=1730 /-] [Invalid=0 /-]**Literal question** Var040c: population density**Concepts** Place of residence

Value	Label	Cases	Percentage
1	Densley populated	1201	69.4%
2	Scattered settlement	529	30.6%

*Warning: these figures indicate the number of cases found in the data file. They cannot be interpreted as summary statistics of the population of interest.***# v010: Are you raised here?****Information** [Type= discrete] [Format=numeric] [Range= 1-2] [Missing=\*]

## File : NSD0062

### # v010: Are you raised here?

Statistics [NW/ W] [Valid=1730 /-] [Invalid=0 /-]

Pre-question We start by asking you some questions about your

Literal question Are you raised in this place (city) or have you moved here?

Interviewer's instructions Raised here, move to question 4o  
moved here, move to question 2

Concepts Adolescence

Value	Label	Cases	Percentage
1	Grew up here	923	53.4%
2	Moved here	807	46.6%

Warning: these figures indicate the number of cases found in the data file. They cannot be interpreted as summary statistics of the population of interest.

### # v011: Which county did you grow up in?

Information [Type= discrete] [Format=numeric] [Range= 1-88] [Missing=\*/99]

Statistics [NW/ W] [Valid=806 /-] [Invalid=924 /-]

Literal question Which county did you grow up in?

Concepts Adolescence

Value	Label	Cases	Percentage
1	Østfold	36	4.5%
2	Akershus	55	6.8%
3	Oslo	41	5.1%
4	Hedmark	54	6.7%
5	Oppland	48	6.0%
6	Buskerud	32	4.0%
7	Vestfold	30	3.7%
8	Telemark	42	5.2%
9	Aust agder	24	3.0%
10	Vest agder	20	2.5%
11	Rogaland	46	5.7%
12	Hordaland	64	7.9%
13	Bergen	8	1.0%
14	Sogn&fjordane	30	3.7%
15	Møre&romsdal	54	6.7%
16	Sør trøndelag	46	5.7%
17	Nord trøndelag	25	3.1%
18	Nordland	79	9.8%
19	Troms	37	4.6%
20	Finnmark	21	2.6%
88		14	1.7%
99		924	

Warning: these figures indicate the number of cases found in the data file. They cannot be interpreted as summary statistics of the population of interest.

### # v012: How was the place where you grew up?

Information [Type= discrete] [Format=numeric] [Range= 1-4] [Missing=\*/9]

Statistics [NW/ W] [Valid=804 /-] [Invalid=926 /-]

**File : NSD0062****# v012: How was the place where you grew up?**

<b>Literal question</b>	Hvordan var stedet der de vokste opp, vil de si at det var en ren landsbygd, et tettbygd sted, en vanlig by, eller en av de større byene i landet?
-------------------------	--

<b>Concepts</b>	Adolescence
-----------------	-------------

Value	Label	Cases	Percentage
1	Rural district	462	57.5%
2	Densely populated district	162	20.1%
3	City	122	15.2%
4	Large city	58	7.2%
9		926	

*Warning: these figures indicate the number of cases found in the data file. They cannot be interpreted as summary statistics of the population of interest.*

**# v013: Are you interested in politics?**

<b>Information</b>	[Type= discrete] [Format=numeric] [Range= 1-9] [Missing=* /8]
--------------------	---

<b>Statistics [NW/ W]</b>	[Valid=1717 /-] [Invalid=13 /-]
---------------------------	---------------------------------

<b>Pre-question</b>	Now we will ask you some questions concerning politics. First, a question about you interest in politics.
---------------------	---

<b>Literal question</b>	Would you say that you are very interested in politics, somewhat interested og not very interested?
-------------------------	---

<b>Concepts</b>	Politics
-----------------	----------

Value	Label	Cases	Percentage
1	Very interested	159	9.3%
2	Somewhat interested	917	53.4%
3	Not very interested	641	37.3%
8	Do not know	13	
9	Is not relevant.	0	

*Warning: these figures indicate the number of cases found in the data file. They cannot be interpreted as summary statistics of the population of interest.*

**# v014: Which newspapers do you read regularly?**

<b>Information</b>	[Type= continuous] [Format=numeric] [Range= 0-748] [Missing=* /999]
--------------------	---

<b>Statistics [NW/ W]</b>	[Valid=1696 /-] [Invalid=34 /-]
---------------------------	---------------------------------

<b>Literal question</b>	Which newspapers do you read regularly?
-------------------------	---

<b>Post-question</b>	State the name of the newspaper(s).
----------------------	-------------------------------------

<b>Concepts</b>	Newspaper readership
-----------------	----------------------

**# v015: Which newspapers do you read regularly?**

<b>Information</b>	[Type= continuous] [Format=numeric] [Range= 0-748] [Missing=* /999]
--------------------	---

<b>Statistics [NW/ W]</b>	[Valid=985 /-] [Invalid=745 /-]
---------------------------	---------------------------------

<b>Literal question</b>	Which newspapers do you read regularly?
-------------------------	---

<b>Post-question</b>	State the name of the newspaper(s).
----------------------	-------------------------------------

<b>Concepts</b>	Newspaper readership
-----------------	----------------------

**# v016: Which newspapers do you read regularly?**

<b>Information</b>	[Type= continuous] [Format=numeric] [Range= 0-748] [Missing=* /999]
--------------------	---

<b>Statistics [NW/ W]</b>	[Valid=359 /-] [Invalid=1371 /-]
---------------------------	----------------------------------

<b>Literal question</b>	Which newspapers do you read regularly?
-------------------------	---

<b>Post-question</b>	State the name of the newspaper(s).
----------------------	-------------------------------------

**File : NSD0062****# v016: Which newspapers do you read regularly?**

<b>Concepts</b>	Newspaper readership
-----------------	----------------------

**# v017: Which newspapers do you read regularly?**

<b>Information</b>	[Type= continuous] [Format=numeric] [Range= 0-718] [Missing=* /999]
--------------------	---

<b>Statistics [NW/ W]</b>	[Valid=113 /-] [Invalid=1617 /-]
---------------------------	----------------------------------

<b>Literal question</b>	Which newspapers do you read regularly?
-------------------------	---

<b>Post-question</b>	State the name of the newspaper(s).
----------------------	-------------------------------------

<b>Concepts</b>	Newspaper readership
-----------------	----------------------

**# v018: Which newspapers do you read regularly?**

<b>Information</b>	[Type= continuous] [Format=numeric] [Range= 8-748] [Missing=* /999]
--------------------	---

<b>Statistics [NW/ W]</b>	[Valid=29 /-] [Invalid=1701 /-]
---------------------------	---------------------------------

<b>Literal question</b>	Which newspapers do you read regularly?
-------------------------	---

<b>Post-question</b>	State the name of the newspaper(s).
----------------------	-------------------------------------

<b>Concepts</b>	Newspaper readership
-----------------	----------------------

**# v019: Which newspapers do you read regularly?**

<b>Information</b>	[Type= continuous] [Format=numeric] [Range= 16-372] [Missing=* /999]
--------------------	--

<b>Statistics [NW/ W]</b>	[Valid=8 /-] [Invalid=1722 /-]
---------------------------	--------------------------------

<b>Literal question</b>	Which newspapers do you read regularly?
-------------------------	---

<b>Post-question</b>	State the name of the newspaper(s).
----------------------	-------------------------------------

<b>Concepts</b>	Newspaper readership
-----------------	----------------------

**# v020: How many newspapers does the io read regularly?**

<b>Information</b>	[Type= discrete] [Format=numeric] [Range= 1-3] [Missing=*]
--------------------	--

<b>Statistics [NW/ W]</b>	[Valid=1730 /-] [Invalid=0 /-]
---------------------------	--------------------------------

<b>Pre-question</b>	To be answered by the interviewer.
---------------------	------------------------------------

<b>Literal question</b>	How many newspapers does the io read regularly?
-------------------------	---

<b>Concepts</b>	Newspaper readership
-----------------	----------------------

Value	Label	Cases	Percentage
1	No newspapers	33	1.9%
2	One newspaper	711	41.1%
3	Two or more	986	57.0%

*Warning: these figures indicate the number of cases found in the data file. They cannot be interpreted as summary statistics of the population of interest.*

**# v021: Which newspapers do you read the most thoroughly?**

<b>Information</b>	[Type= continuous] [Format=numeric] [Range= 0-748] [Missing=* /888]
--------------------	---

<b>Statistics [NW/ W]</b>	[Valid=974 /-] [Invalid=756 /-]
---------------------------	---------------------------------

<b>Pre-question</b>	To be answered by the io which has mentioned two or more newspapers.
---------------------	--

<b>Literal question</b>	Which of these newspapers do you normally read the most thoroughly?
-------------------------	---

<b>Post-question</b>	State the name of the newspapers. Two newspapers can be stated.
----------------------	---

<b>Concepts</b>	Newspaper readership
-----------------	----------------------

**# v022: Which newspapers do you read the most thoroughly?**

<b>Information</b>	[Type= continuous] [Format=numeric] [Range= 0-748] [Missing=* /999]
--------------------	---

## File : NSD0062

### # v022: Which newspapers do you read the most thoroughly?

Statistics [NW/ W]	[Valid=316 /-] [Invalid=1414 /-]
Pre-question	To be answered by the ip who has mentioned two or more newspapers.
Literal question	Which newspapers do you normally read the most thoroughly?
Post-question	State the name of the newspapers. Two newspapers can be stated.
Concepts	Newspaper readership

### # v023: How often do you read political subjects?

Information	[Type= discrete] [Format=numeric] [Range= 1-9] [Missing=*/8]
Statistics [NW/ W]	[Valid=1692 /-] [Invalid=38 /-]
Literal question	How often would you say that you normally read the political subjects in the newspapers, would you say that you read these subjects every day, often, sometimes or never?
Concepts	Politics

Value	Label	Cases	Percentage
1	Daily	500	29.6%
2	Often	195	11.5%
3	Sometimes	872	51.5%
4	Never	125	7.4%
8	Do not know	38	
9	Io not relevant	0	

Warning: these figures indicate the number of cases found in the data file. They cannot be interpreted as summary statistics of the population of interest.

### # v024: First case important for voting

Information	[Type= discrete] [Format=numeric] [Range= 1-90] [Missing=*]
Statistics [NW/ W]	[Valid=1730 /-] [Invalid=0 /-]
Pre-question	Let us take a look back at the election this autumn.
Literal question	Could you mention one or two cases which were important for your voting? ... A. First case
Concepts	Voting

Value	Label	Cases	Percentage
1	Nato	16	0.9%
2	Development aid	17	1.0%
3	District pol,decentr.	56	3.2%
4	Tax politics	100	5.8%
5	Abortion	253	14.6%
6	Employment	105	6.1%
7	Price increase	33	1.9%
8	Environmental problems	89	5.1%
9	Oil politics	65	3.8%
10	Equality m.W.	20	1.2%
11	The fight against the bureaucracy	61	3.5%
12	Control intelligence	24	1.4%
13	Ques. Of government power	191	11.0%
14	State vs. Private ownersh.	79	4.6%

## File : NSD0062

### # v024: First case important for voting

Value	Label	Cases	Percentage
20	Other cases	30	1.7%
21		9	0.5%
22		50	2.9%
23		6	0.3%
24		9	0.5%
25		4	0.2%
26		9	0.5%
27		10	0.6%
50	No special cases	393	22.7%
70		11	0.6%
80	Do not know	74	4.3%
90		16	0.9%

*Warning: these figures indicate the number of cases found in the data file. They cannot be interpreted as summary statistics of the population of interest.*

### # v025: Second case important for voting

<b>Information</b>	[Type= discrete] [Format=numeric] [Range= 1-80] [Missing=* /99]
<b>Statistics [NW/ W]</b>	[Valid=966 /-] [Invalid=764 /-]
<b>Pre-question</b>	Let us take a look back at the election this autumn.
<b>Literal question</b>	Could you mention one or two cases which were important for your voting? ... B. Second case
<b>Concepts</b>	Voting

Value	Label	Cases	Percentage
1	Nato	15	1.6%
2	Development aid	10	1.0%
3	District pol. Decentr.	55	5.7%
4	Tax politics	102	10.6%
5	Abortion	120	12.4%
6	Employment	79	8.2%
7	Price increase	50	5.2%
8	Environmental pol.	96	9.9%
9	Oil politics	71	7.3%
10	Equality m.W.	45	4.7%
11	Fight against the bureaucracy	43	4.5%
12	Control intelligence	18	1.9%
13	Ques. Of government pow.	85	8.8%
14	State vs. Private ownersh.	58	6.0%
20	Other cases	30	3.1%
21		9	0.9%
22		30	3.1%
23		3	0.3%
24		9	0.9%
25		3	0.3%
26		24	2.5%



**File : NSD0062****# v025: Second case important for voting**

Value	Label	Cases	Percentage
27		6	0.6%
50	No special cases	0	
70		5	0.5%
80	Do not know	0	
99		764	

Warning: these figures indicate the number of cases found in the data file. They cannot be interpreted as summary statistics of the population of interest.

**# v026: Do you have opinions on the nato membership?**

<b>Information</b>	[Type= discrete] [Format=numeric] [Range= 1-2] [Missing=*/9]
<b>Statistics [NW/ W]</b>	[Valid=1729 /-] [Invalid=1 /-]
<b>Pre-question</b>	Now i want to hear your opinion on some questions which there are shared opinions on. First the question on whether norway should still be a member of nato (north atlantic treaty organisation) or whether the membership should be ended.
<b>Literal question</b>	Is this a question which you have opinions on?
<b>Interviewer's instructions</b>	If yes, move to question 11 if no, move to question 12
<b>Concepts</b>	Membership

Value	Label	Cases	Percentage
1	Yes	1298	75.1%
2	No	431	24.9%
9	Unansw.	1	

Warning: these figures indicate the number of cases found in the data file. They cannot be interpreted as summary statistics of the population of interest.

**# v027: Opinion on norway and nato**

<b>Information</b>	[Type= discrete] [Format=numeric] [Range= 1-9] [Missing=*/8]
<b>Statistics [NW/ W]</b>	[Valid=1275 /-] [Invalid=455 /-]
<b>Literal question</b>	Many people are of the understanding that we should stick with the nato-alliance, while others think our membership should be ended, what is your opinion?
<b>Concepts</b>	Membership

Value	Label	Cases	Percentage
1	Stay in nato	1139	89.3%
2	Exit nato	136	10.7%
8	Do not know	455	
9	Io not relevant	0	

Warning: these figures indicate the number of cases found in the data file. They cannot be interpreted as summary statistics of the population of interest.

**# v028: Do you have an opinion on development aid?**

<b>Information</b>	[Type= discrete] [Format=numeric] [Range= 1-9] [Missing=*
<b>Statistics [NW/ W]</b>	[Valid=1730 /-] [Invalid=0 /-]
<b>Pre-question</b>	There are shared opinions on the aid the norwegian government sends to poorer countries, the so called developing countries. Some say that the aid should cease completely, others say hat it should continue like before, while others think it whould be given in a different form than the way it is currently distributed.
<b>Literal question</b>	Is this a question which you have an opinion on?
<b>Concepts</b>	Attitudes

Value	Label	Cases	Percentage
1	Yes	1630	94.2%

**File : NSD0062****# v028: Do you have an opinion on development aid?**

Value	Label	Cases	Percentage
2	No	100	5.8%
9	Unansw.	0	

*Warning: these figures indicate the number of cases found in the data file. They cannot be interpreted as summary statistics of the population of interest.*

**# v029: What should be done with the development aid?**

<b>Information</b>	[Type= discrete] [Format=numeric] [Range= 1-3] [Missing=*/9]
<b>Statistics [NW/ W]</b>	[Valid=1630 /-] [Invalid=100 /-]
<b>Literal question</b>	In your opinion, do you think that the aid should cease completely, continue like before, or should it continue in another way than the way it is currently distributed?
<b>Interviewer's instructions</b>	If yes, go to question 13 if no, go to question 17
<b>Concepts</b>	Attitudes

Value	Label	Cases	Percentage
1	Cease it	95	5.8%
2	Continue like before	608	37.3%
3	Continue in another way	927	56.9%
9	Io not relevant	100	

*Warning: these figures indicate the number of cases found in the data file. They cannot be interpreted as summary statistics of the population of interest.*

**# v030: First reason to cease aid**

<b>Information</b>	[Type= discrete] [Format=numeric] [Range= 1-9] [Missing=*/8]
<b>Statistics [NW/ W]</b>	[Valid=94 /-] [Invalid=1636 /-]
<b>Literal question</b>	Why do you think the aid should cease?  ... A. First reason
<b>Interviewer's instructions</b>	Cease completely, go to question 14 continue like before, go to question 15 continue in a different form, go to question 16
<b>Concepts</b>	Attitudes

Value	Label	Cases	Percentage
1	No results	32	34.0%
2	Need it ourselves	53	56.4%
3	Dev. Country solve the problems thems.	2	2.1%
4	Other	7	7.4%
8	Do not know	1636	
9	Io not relevant	0	

*Warning: these figures indicate the number of cases found in the data file. They cannot be interpreted as summary statistics of the population of interest.*

**# v031: Second reason to cease aid**

<b>Information</b>	[Type= discrete] [Format=numeric] [Range= 1-8] [Missing=*/9]
<b>Statistics [NW/ W]</b>	[Valid=47 /-] [Invalid=1683 /-]
<b>Literal question</b>	Why do you think the aid should cease?  ... B. Second reason
<b>Interviewer's instructions</b>	Cease completely, go to question 14 continue like before, go to question 15 continue in a different form, go to question 16

**File : NSD0062****# v031: Second reason to cease aid**

<b>Concepts</b>		Attitudes	
<b>Value</b>	<b>Label</b>	<b>Cases</b>	<b>Percentage</b>
1	No results	17	36.2%
2	Need it ourselves	13	27.7%
3	Dev. Country solve prob. Themselves	12	25.5%
4	Other	5	10.6%
8	Do not know	0	
9	Io not relevant	1683	

*Warning: these figures indicate the number of cases found in the data file. They cannot be interpreted as summary statistics of the population of interest.*

**# v032: Evaluation of the amount of aid until now**

<b>Information</b>	[Type= discrete] [Format=numeric] [Range= 1-9] [Missing=* /8]
<b>Statistics [NW/ W]</b>	[Valid=541 /-] [Invalid=1189 /-]
<b>Literal question</b>	Would you say that the aid we have have distributed until now, is approximately the right amount, to little or to much?
<b>Concepts</b>	Attitudes

<b>Value</b>	<b>Label</b>	<b>Cases</b>	<b>Percentage</b>
1	To little	136	25.1%
2	Enough	381	70.4%
3	Too much	24	4.4%
8	Do not know	1189	
9	Io not relevant	0	

*Warning: these figures indicate the number of cases found in the data file. They cannot be interpreted as summary statistics of the population of interest.*

**# v033: First suggestion on how to spend aid**

<b>Information</b>	[Type= discrete] [Format=numeric] [Range= 1-8] [Missing=* /0]
<b>Statistics [NW/ W]</b>	[Valid=833 /-] [Invalid=897 /-]
<b>Literal question</b>	How do you think that out aid to developing countries should be distributed?  ... A. First suggestion
<b>Concepts</b>	Attitudes

<b>Value</b>	<b>Label</b>	<b>Cases</b>	<b>Percentage</b>
0	Io not relevant	897	
1	To revolutionary forces	21	2.5%
2	Norwegian business	71	8.5%
3	Through the mission	214	25.7%
4	Send personell	219	26.3%
5	Direct help	117	14.0%
6	Not to rev.Regimes	55	6.6%
7	Other	136	16.3%
8	Do not know	0	

*Warning: these figures indicate the number of cases found in the data file. They cannot be interpreted as summary statistics of the population of interest.*

**# v034: Second suggestion on how to spend aid**

<b>Information</b>	[Type= discrete] [Format=numeric] [Range= 1-8] [Missing=* /0]
<b>Statistics [NW/ W]</b>	[Valid=536 /-] [Invalid=1194 /-]

## File : NSD0062

### # v034: Second suggestion on how to spend aid

**Literal question** How do you think that out aid to developing countries should be distributed?  
... B. Second suggestion

**Concepts** Attitudes

Value	Label	Cases	Percentage
0	Io not relevant	1194	
1	To revolutionary forces	9	1.7%
2	Norwegian business	31	5.8%
3	Through the mission	105	19.6%
4	Send personnel	128	23.9%
5	Direct help	125	23.3%
6	Not to rev. Regimes	87	16.2%
7	Other	51	9.5%
8	Do not know	0	

*Warning: these figures indicate the number of cases found in the data file. They cannot be interpreted as summary statistics of the population of interest.*

### # v035: Do you have an opinion on welfare benefits?

**Information** [Type= discrete] [Format=numeric] [Range= 1-2] [Missing=\* /9]

**Statistics [NW/ W]** [Valid=1728 /-] [Invalid=2 /-]

**Pre-question** Then over to our welfare benefits. Many people think that we have more than enough welfare benefits, and that we should limit them in the future, while others think we should keep the social benefits of today, and if necessary expand them.

**Literal question** Is this a question which you have an opinion on?

**Interviewer's instructions** If yes, go to question 18  
if no, go to question 19

**Concepts** Attitudes

Value	Label	Cases	Percentage
1	Yes	1652	95.6%
2	No	76	4.4%
9	Not answered	2	

*Warning: these figures indicate the number of cases found in the data file. They cannot be interpreted as summary statistics of the population of interest.*

### # v036: What should be done with the welfare benefits?

**Information** [Type= discrete] [Format=numeric] [Range= 1-9] [Missing=\* /8]

**Statistics [NW/ W]** [Valid=1641 /-] [Invalid=89 /-]

**Pre-question** What is your opinion.

**Literal question** Do you think that there should be less welfare benefits in the future, should they be kept the way they are today, or should they be expanded further?

**Interviewer's instructions** If there is doubt about where to place the answer, mark the box "other" and specify io's answer.

**Concepts** Attitudes

Value	Label	Cases	Percentage
1	Should be less	127	7.7%
2	Should stay the way iy is	651	39.7%
3	Expanded further	574	35.0%
4	Other	289	17.6%
8	Do not know	89	

**File : NSD0062****# v036: What should be done with the welfare benefits?**

Value	Label	Cases	Percentage
9	Io not relevant	0	

*Warning: these figures indicate the number of cases found in the data file. They cannot be interpreted as summary statistics of the population of interest.*

**# v037: Opinions on abortion**

<b>Information</b>	[Type= discrete] [Format=numeric] [Range= 1-9] [Missing=* /8]
<b>Statistics [NW/ W]</b>	[Valid=1665 /-] [Invalid=65 /-]
<b>Pre-question</b>	During the last years there has been some discussion on the access to abortion. On this card we have gathered some of the standard points which are claimed in this debate.
<b>Literal question</b>	Which of the statements on the card correspond the best with your personal opinion?
<b>Interviewer's instructions</b>	Show card 1. Read the alternatives from 1-4.
<b>Concepts</b>	Attitudes

Value	Label	Cases	Percentage
1	Never be allowed	43	2.6%
2	Woman's life in danger	485	29.1%
3	Private matters	494	29.7%
4	Private dec.	643	38.6%
8	Do not know	65	
9	Io not relevant	0	

*Warning: these figures indicate the number of cases found in the data file. They cannot be interpreted as summary statistics of the population of interest.*

**# v038: Cared about who won the election**

<b>Information</b>	[Type= discrete] [Format=numeric] [Range= 1-9] [Missing=* /8]
<b>Statistics [NW/ W]</b>	[Valid=1715 /-] [Invalid=15 /-]
<b>Literal question</b>	When you look back at the election this autumn, would you say that you personally cared about which party or which parties won or lost the election, or did this not matter especially to you?
<b>Concepts</b>	Attitudes

Value	Label	Cases	Percentage
1	Cared a lot	760	44.3%
3	Cared somewhat	566	33.0%
5	Matter little	389	22.7%
8	Do not know	15	
9	Unanswered	0	

*Warning: these figures indicate the number of cases found in the data file. They cannot be interpreted as summary statistics of the population of interest.*

**# v039: Var093 What caused the unemployment?**

<b>Information</b>	[Type= discrete] [Format=numeric] [Range= 1-9] [Missing=* /8]
<b>Statistics [NW/ W]</b>	[Valid=1486 /-] [Invalid=244 /-]
<b>Pre-question</b>	In the last period we had a labour party government. Let us look closer at the politics which have been carried out in some specific fields during the last four years. The results which are accomplished are of course due to many things, partly the politics of the government, partly conditions which the government does not control. I will mention some fields, and for each of these i would like to know how much you think the government's politics has influenced the field. We have had some degree of unemployment.
<b>Literal question</b>	Do you think this was primarily due to the politics of the government, or other causes?
<b>Concepts</b>	Attitudes

**File : NSD0062****# v039: Var093 What caused the unemployment?**

Value	Label	Cases	Percentage
1	Government pol.	226	15.2%
3	Both	434	29.2%
5	Other causes	826	55.6%
8	Do not know	244	
9	Unanswered	0	

*Warning: these figures indicate the number of cases found in the data file. They cannot be interpreted as summary statistics of the population of interest.*

**# v040: If conservative gvmt, what about unemployment?**

<b>Information</b>	[Type= discrete] [Format=numeric] [Range= 1-9] [Missing=* /8]
<b>Statistics [NW/ W]</b>	[Valid=1496 /-] [Invalid=234 /-]
<b>Literal question</b>	If we imagine that we had a conservative government during the last four years, do you think that the unemployment would be like today, higher than today, or lower than today?
<b>Concepts</b>	Attitudes

Value	Label	Cases	Percentage
1	Higher than now	290	19.4%
3	Like now	1072	71.7%
5	Lower than now	134	9.0%
8	Do not know	234	
9	Unanswered	0	

*Warning: these figures indicate the number of cases found in the data file. They cannot be interpreted as summary statistics of the population of interest.*

**# v041: What caused the decline of the krone?**

<b>Information</b>	[Type= discrete] [Format=numeric] [Range= 1-9] [Missing=* /8]
<b>Statistics [NW/ W]</b>	[Valid=1461 /-] [Invalid=269 /-]
<b>Pre-question</b>	The prices have continued to rise, and the value of the krone has declined.
<b>Literal question</b>	What do you think is the primary cause, the politics of the government or other causes?
<b>Concepts</b>	Attitudes

Value	Label	Cases	Percentage
1	Government pol.	315	21.6%
3	Both	435	29.8%
5	Other causes	711	48.7%
8	Do not know	269	
9	Unanswered	0	

*Warning: these figures indicate the number of cases found in the data file. They cannot be interpreted as summary statistics of the population of interest.*

**# v042: If conservative government, what about prices?**

<b>Information</b>	[Type= discrete] [Format=numeric] [Range= 1-9] [Missing=* /8]
<b>Statistics [NW/ W]</b>	[Valid=1486 /-] [Invalid=244 /-]
<b>Literal question</b>	Let us imagine that we had a conservative government, do you think that the prices would have been the same as today, lower than today, or higher than today?
<b>Concepts</b>	Attitudes

Value	Label	Cases	Percentage
1	Lower than now	189	12.7%
3	Like now	1070	72.0%

**File : NSD0062****# v042: If conservative government, what about prices?**

Value	Label	Cases	Percentage
5	Higher than now	227	15.3%
8	Do not know	244	
9	Unanswered	0	

*Warning: these figures indicate the number of cases found in the data file. They cannot be interpreted as summary statistics of the population of interest.*

**# v043: How will the ec. Situation be in some years?**

<b>Information</b>	[Type= discrete] [Format=numeric] [Range= 1-9] [Missing=* /8]
<b>Statistics [NW/ W]</b>	[Valid=1622 /-] [Invalid=108 /-]
<b>Pre-question</b>	Let us imagine some years ahead.
<b>Literal question</b>	Do you think your economic situation will be the same as now, better than now, or do you fear that it will be worse than now?
<b>Concepts</b>	Attitudes

Value	Label	Cases	Percentage
1	Better than now	378	23.3%
3	Like now	887	54.7%
5	Worse than now	357	22.0%
8	Do not know	108	
9	Unanswered	0	

*Warning: these figures indicate the number of cases found in the data file. They cannot be interpreted as summary statistics of the population of interest.*

**# v044: Do you fear unemployment?**

<b>Information</b>	[Type= discrete] [Format=numeric] [Range= 1-9] [Missing=* /8]
<b>Statistics [NW/ W]</b>	[Valid=1649 /-] [Invalid=81 /-]
<b>Literal question</b>	Do you fear that you yourself or someone in your family will become unemployed in the coming years?
<b>Concepts</b>	Labour and employment

Value	Label	Cases	Percentage
1	Fear unemploymt.	199	12.1%
2	Possiblilty for unempl.	256	15.5%
3	Do not fear	1194	72.4%
8	Do not know	81	
9	Unanswered	0	

*Warning: these figures indicate the number of cases found in the data file. They cannot be interpreted as summary statistics of the population of interest.*

**# v045: Which party do you support?**

<b>Information</b>	[Type= discrete] [Format=numeric] [Range= 10-50] [Missing=* /80]
<b>Statistics [NW/ W]</b>	[Valid=1687 /-] [Invalid=43 /-]
<b>Pre-question</b>	We will now ask you about your relationship with the parties. I remind you again that all of this information is confidential. Many feel like they support a certain party, while others feel unattached to the parties.
<b>Literal question</b>	Would you say that you in general consider yourself to support the party "høyre", "arbeiderpartiet", "sv" and so on, or do you not feel attached to any party?
<b>Interviewer's instructions</b>	If yes to a party, move on to question 28. If not attached to any party og do not know, move on to question 29.
<b>Concepts</b>	Political allegiance, Politics

## File : NSD0062

### # v045: Which party do you support?

Value	Label	Cases	Percentage
10	Dna	601	35.6%
11	Dnf	11	0.7%
12	Fp	3	0.2%
13	H	257	15.2%
14	Krf	115	6.8%
15	Nkp	2	0.1%
16	Rv,akp	6	0.4%
17	Sp	93	5.5%
18	Sv	44	2.6%
19	V	41	2.4%
20	Other	3	0.2%
50	No party	511	30.3%
80	Do now know/want to answ.	43	

Warning: these figures indicate the number of cases found in the data file. They cannot be interpreted as summary statistics of the population of interest.

### # v046: Strongly convinced supporter?

<b>Information</b>	[Type= discrete] [Format=numeric] [Range= 1-2] [Missing=* /9]
<b>Statistics [NW/ W]</b>	[Valid=1726 /-] [Invalid=4 /-]
<b>Literal question</b>	Do you consider yourself to be a strongly convinced supporter of your party, or not especially strongly convinced?
<b>Concepts</b>	Political allegiance, Politics

Value	Label	Cases	Percentage
1	Strongly convinced	339	19.6%
2	Not strongly convinced	1387	80.4%
9	Unanswered	4	

Warning: these figures indicate the number of cases found in the data file. They cannot be interpreted as summary statistics of the population of interest.

### # v047: Are you a paying member of a party?

<b>Information</b>	[Type= discrete] [Format=numeric] [Range= 1-9] [Missing=* /8]
<b>Statistics [NW/ W]</b>	[Valid=1721 /-] [Invalid=9 /-]
<b>Literal question</b>	Are you at the moment a paying member of any party?
<b>Interviewer's instructions</b>	If yes, go to question 30. If no, go to question 32. If do not know/do not want to answer, go to question 33.
<b>Concepts</b>	Political allegiance, Politics

Value	Label	Cases	Percentage
1	Yes	267	15.5%
5	No	1454	84.5%
8	Do not know	9	
9	Unanswered	0	

Warning: these figures indicate the number of cases found in the data file. They cannot be interpreted as summary statistics of the population of interest.

### # v048: Direct or collective membership?

<b>Information</b>	[Type= discrete] [Format=numeric] [Range= 1-2] [Missing=* /9]
<b>Statistics [NW/ W]</b>	[Valid=267 /-] [Invalid=1463 /-]



**File : NSD0062****# v048: Direct or collective membership?**

<b>Literal question</b>	Is this a direct membership or a collective association through a labour union?
-------------------------	---

<b>Interviewer's instructions</b>	If io is both a direct member and collectively associated to a party, mark the box for code 1 - direct membership.  If direct membership, go to question 31. If collective membership, go to question 33.
-----------------------------------	--

<b>Concepts</b>	Political allegiance, Politics
-----------------	--------------------------------

Value	Label	Cases	Percentage
1	Direct m.Ship	220	82.4%
2	Collective m.Ship	47	17.6%
9	Io not relevant	1463	

*Warning: these figures indicate the number of cases found in the data file. They cannot be interpreted as summary statistics of the population of interest.*

**# v049: Which party are you member of?**

<b>Information</b>	[Type= discrete] [Format=numeric] [Range= 10-99] [Missing=*/80]
--------------------	---

<b>Statistics [NW/ W]</b>	[Valid=219 /-] [Invalid=1511 /-]
---------------------------	----------------------------------

<b>Literal question</b>	Which party is this?
-------------------------	----------------------

<b>Concepts</b>	Political allegiance, Politics
-----------------	--------------------------------

Value	Label	Cases	Percentage
10	Dna	66	30.1%
11	Dnf	6	2.7%
12	Fp	0	
13	H	59	26.9%
14	Krf	28	12.8%
15	Nkp	1	0.5%
16	Rv,akp	1	0.5%
17	Sp	46	21.0%
18	Sv	3	1.4%
19	V	8	3.7%
20	Other	1	0.5%
80	Do not know/want to answer	1511	
99	Io not relevant	0	

*Warning: these figures indicate the number of cases found in the data file. They cannot be interpreted as summary statistics of the population of interest.*

**# v050: Would you consider becoming a member of a party?**

<b>Information</b>	[Type= discrete] [Format=numeric] [Range= 1-9] [Missing=*/8]
--------------------	--











<b>Statistics [NW/ W]</b>	[Valid=1396 /-] [Invalid=334 /-]
---------------------------	----------------------------------

<b>Literal question</b>	Would you consider becoming a member of a party?
-------------------------	--

<b>Concepts</b>	Political allegiance, Politics
-----------------	--------------------------------

Value	Label	Cases	Percentage
1	Yes	247	17.7%
2	No	1149	82.3%
8	Do not know	334	
9	Io not relevant	0	

*Warning: these figures indicate the number of cases found in the data file. They cannot be interpreted as summary statistics of the population of interest.*

<b># v051: Build more kindergartens</b>			
<b>Information</b>	[Type= discrete] [Format=numeric] [Range= 1-5] [Missing=*/8]		
<b>Statistics [NW/ W]</b>	[Valid=1697 /-] [Invalid=33 /-]		
<b>Pre-question</b>	I will now read a list of cases which some think should be carried out in norway. For each of these suggestions would you say that it is: a good suggestion: important that it is carried out, good suggestion: fairly important that it is carried out, not to preoccupied with the question, bad suggestion: fairly important that it is not carried out, bad suggestion: very important that it is not carried out, do not know.		
<b>Literal question</b>	If you use one of the answers on this card, how do you see:  ... A. The suggestion on building more kindergartens?		
<b>Concepts</b>	Attitudes		
<b>Value</b>	<b>Label</b>	<b>Cases</b>	<b>Percentage</b>
1	Very important to carry out	608	 35.8%
2	Important to carry out	527	 31.1%
3	Not preocc. With quest.	376	 22.2%
4	Important not to carry out	125	 7.4%
5	Very imp. To not carry out	61	 3.6%
8	Do not know	33	
<i>Warning: these figures indicate the number of cases found in the data file. They cannot be interpreted as summary statistics of the population of interest.</i>			
<b># v052: Give the employees more influence</b>			
<b>Information</b>	[Type= discrete] [Format=numeric] [Range= 1-5] [Missing=*/8]		
<b>Statistics [NW/ W]</b>	[Valid=1640 /-] [Invalid=90 /-]		
<b>Pre-question</b>	I will now read a list of cases which some think should be carried out in norway. For each of these suggestions would you say that it is: a good suggestion: important that it is carried out, good suggestion: fairly important that it is carried out, not to preoccupied with the question, bad suggestion: fairly important that it is not carried out, bad suggestion: very important that it is not carried out, do not know.		
<b>Literal question</b>	If you use one of the answers on this card, how do you see:  ... B. The suggestion on giving employees more influence in their work place?		
<b>Concepts</b>	Attitudes		
<b>Value</b>	<b>Label</b>	<b>Cases</b>	<b>Percentage</b>
1	Very important to carry out	486	 29.6%
2	Important to carry out	617	 37.6%
3	Not preocc. With ques.	315	 19.2%
4	Important not to carry out	167	 10.2%
5	Very imp. Not to carry out	55	 3.4%
8	Do not know	90	
<i>Warning: these figures indicate the number of cases found in the data file. They cannot be interpreted as summary statistics of the population of interest.</i>			
<b># v053: Reduce state control of business</b>			
<b>Information</b>	[Type= discrete] [Format=numeric] [Range= 1-5] [Missing=*/8]		
<b>Statistics [NW/ W]</b>	[Valid=1622 /-] [Invalid=108 /-]		
<b>Pre-question</b>	I will now read a list of cases which some think should be carried out in norway. For each of these suggestions would you say that it is: a good suggestion: important that it is carried out, good suggestion: fairly important that it is carried out, not to preoccupied with the question, bad suggestion: fairly important that it is not carried out, bad suggestion: very important that it is not carried out, do not know.		
<b>Literal question</b>	If you use one of the answers on this card, how do you see:  ... C. The suggestion on reducing state control on private business?		
<b>Concepts</b>	Attitudes		

<b># v053: Reduce state control of business</b>			
<b>Value</b>	<b>Label</b>	<b>Cases</b>	<b>Percentage</b>
1	Very important to carry out	362	22.3%
2	Fairly imp. To carry out	313	19.3%
3	Not very preocc. Of quest.	384	23.7%
4	Fairly imp. Not to carry out	359	22.1%
5	Very imp. Not to carry out	204	12.6%
8	Do not know	108	
<i>Warning: these figures indicate the number of cases found in the data file. They cannot be interpreted as summary statistics of the population of interest.</i>			
<b># v054: Better protection of confidential information</b>			
<b>Information</b>	[Type= discrete] [Format=numeric] [Range= 1-5] [Missing=*/8]		
<b>Statistics [NW/ W]</b>	[Valid=1658 /-] [Invalid=72 /-]		
<b>Pre-question</b>	I will now read a list of cases which some think should be carried out in norway. For each of these suggestions would you say that it is: a good suggestion: important that it is carried out, good suggestion: fairly important that it is carried out, not to preoccupied with the question, bad suggestion: fairly important that it is not carried out, bad suggestion: very important that it is not carried out, do not know.		
<b>Literal question</b>	If you use one of the answers on this card, how do you see:  ... D. Better protection of confidential information of vital importance to the security of the nation?		
<b>Concepts</b>	Attitudes		
<b>Value</b>	<b>Label</b>	<b>Cases</b>	<b>Percentage</b>
1	Very imp. To carry out	1112	67.1%
2	Fairly imp. To carry out	346	20.9%
3	Not preocc. With quest.	147	8.9%
4	Fairly imp. Not to carry out	31	1.9%
5	Very imp. Not to carry out	22	1.3%
8	Do not know	72	
<i>Warning: these figures indicate the number of cases found in the data file. They cannot be interpreted as summary statistics of the population of interest.</i>			
<b># v055: Abolish the mark system</b>			
<b>Information</b>	[Type= discrete] [Format=numeric] [Range= 1-5] [Missing=*/8]		
<b>Statistics [NW/ W]</b>	[Valid=1671 /-] [Invalid=59 /-]		
<b>Pre-question</b>	I will now read a list of cases which some think should be carried out in norway. For each of these suggestions would you say that it is: a good suggestion: important that it is carried out, good suggestion: fairly important that it is carried out, not to preoccupied with the question, bad suggestion: fairly important that it is not carried out, bad suggestion: very important that it is not carried out, do not know.		
<b>Literal question</b>	If you use one of the answers on this card, how do you see:  ... E. Abolish the system of marks in our schools?		
<b>Concepts</b>	Attitudes		
<b>Value</b>	<b>Label</b>	<b>Cases</b>	<b>Percentage</b>
1	Very imp. To carry out	93	5.6%
2	Fairly imp. To carry out	95	5.7%
3	Not preocc. With quest.	156	9.3%
4	Fairly imp. Not to carry out	537	32.1%
5	Very imp. Not to carry out	790	47.3%
8	Do not know	59	
<i>Warning: these figures indicate the number of cases found in the data file. They cannot be interpreted as summary statistics of the population of interest.</i>			

<b># v056: Half of the storging women</b>			
<b>Information</b>	[Type= discrete] [Format=numeric] [Range= 1-5] [Missing=*/8]		
<b>Statistics [NW/ W]</b>	[Valid=1684 /-] [Invalid=46 /-]		
<b>Pre-question</b>	I will now read a list of cases which some think should be carried out in norway. For each of these suggestions would you say that it is: a good suggestion: important that it is carried out, good suggestion: fairly important that it is carried out, not to preoccupied with the question, bad suggestion: fairly important that it is not carried out, bad suggestion: very important that it is not carried out, do not know.		
<b>Literal question</b>	If you use one of the answers on this card, how do you see:  ... F. Decide that half of the members in the storging should be women?		
<b>Concepts</b>	Attitudes		
<b>Value</b>	<b>Label</b>	<b>Cases</b>	<b>Percentage</b>
1	Very imp. To carry out	167	9.9%
2	Fairly imp. To carry out	297	17.6%
3	Not preocc. With quest.	456	27.1%
4	Fairly imp. Not to carry out	421	25.0%
5	Very imp. Not to carry out	343	20.4%
8	Do not know	46	
<i>Warning: these figures indicate the number of cases found in the data file. They cannot be interpreted as summary statistics of the population of interest.</i>			
<b># v057: Increase equal status of income+working conditions</b>			
<b>Information</b>	[Type= discrete] [Format=numeric] [Range= 1-5] [Missing=*/8]		
<b>Statistics [NW/ W]</b>	[Valid=1686 /-] [Invalid=44 /-]		
<b>Pre-question</b>	I will now read a list of cases which some think should be carried out in norway. For each of these suggestions would you say that it is: a good suggestion: important that it is carried out, good suggestion: fairly important that it is carried out, not to preoccupied with the question, bad suggestion: fairly important that it is not carried out, bad suggestion: very important that it is not carried out, do not know.		
<b>Literal question</b>	If you use one of the answers on this card, how do you see:  ... G. Increase the equal status in the country considering income and working conditions?		
<b>Concepts</b>	Attitudes		
<b>Value</b>	<b>Label</b>	<b>Cases</b>	<b>Percentage</b>
1	Very important to carry out	846	50.2%
2	Fairly imp. To carry out	560	33.2%
3	Not preocc. With quest.	171	10.1%
4	Fairly imp. Not to carry out	72	4.3%
5	Very imp. Not to carry out	37	2.2%
8	Do not know	44	
<i>Warning: these figures indicate the number of cases found in the data file. They cannot be interpreted as summary statistics of the population of interest.</i>			
<b># v058: Move public offices from oslo</b>			
<b>Information</b>	[Type= discrete] [Format=numeric] [Range= 1-5] [Missing=*/8]		
<b>Statistics [NW/ W]</b>	[Valid=1650 /-] [Invalid=80 /-]		
<b>Pre-question</b>	I will now read a list of cases which some think should be carried out in norway. For each of these suggestions would you say that it is: a good suggestion: important that it is carried out, good suggestion: fairly important that it is carried out, not to preoccupied with the question, bad suggestion: fairly important that it is not carried out, bad suggestion: very important that it is not carried out, do not know.		
<b>Literal question</b>	If you use one of the answers on this card, how do you see:  ... H. Move more public offices from oslo to other parts of the country?		
<b>Concepts</b>	Attitudes		

<b># v058: Move public offices from oslo</b>			
<b>Value</b>	<b>Label</b>	<b>Cases</b>	<b>Percentage</b>
1	Very imp. To carry out	522	31.6%
2	Fairly imp. To carry out	564	34.2%
3	Not preocc. With quest.	406	24.6%
4	Fairly imp. Not to carry out	115	7.0%
5	Very imp. Not to carry out	43	2.6%
8	Do not know	80	
<i>Warning: these figures indicate the number of cases found in the data file. They cannot be interpreted as summary statistics of the population of interest.</i>			
<b># v059: Socialise large businesses</b>			
<b>Information</b>	[Type= discrete] [Format=numeric] [Range= 1-5] [Missing=*/8]		
<b>Statistics [NW/ W]</b>	[Valid=1610 /-] [Invalid=120 /-]		
<b>Pre-question</b>	I will now read a list of cases which some think should be carried out in norway. For each of these suggestions would you say that it is: a good suggestion: important that it is carried out, good suggestion: fairly important that it is carried out, not to preoccupied with the question, bad suggestion: fairly important that it is not carried out, bad suggestion: very important that it is not carried out, do not know.		
<b>Literal question</b>	If you use one of the answers on this card, how do you see:  ... I. Socialise large and important businesses?		
<b>Concepts</b>	Attitudes		
<b>Value</b>	<b>Label</b>	<b>Cases</b>	<b>Percentage</b>
1	Very imp. To carry out	179	11.1%
2	Fairly imp. To carry out	243	15.1%
3	Not preocc. With quest.	352	21.9%
4	Fairly imp. Not to carry out	381	23.7%
5	Very imp. Not to carry out	455	28.3%
8	Do not know	120	
<i>Warning: these figures indicate the number of cases found in the data file. They cannot be interpreted as summary statistics of the population of interest.</i>			
<b># v060: Lower taxes on low incomes</b>			
<b>Information</b>	[Type= discrete] [Format=numeric] [Range= 1-5] [Missing=*/8]		
<b>Statistics [NW/ W]</b>	[Valid=1696 /-] [Invalid=34 /-]		
<b>Pre-question</b>	I will now read a list of cases which some think should be carried out in norway. For each of these suggestions would you say that it is: a good suggestion: important that it is carried out, good suggestion: fairly important that it is carried out, not to preoccupied with the question, bad suggestion: fairly important that it is not carried out, bad suggestion: very important that it is not carried out, do not know.		
<b>Literal question</b>	If you use one of the answers on this card, how do you see:  ... J. Lower the taxes on low incomes?		
<b>Concepts</b>	Attitudes		
<b>Value</b>	<b>Label</b>	<b>Cases</b>	<b>Percentage</b>
1	Very imp. To carry out	1010	59.6%
2	Fairly imp. To carry out	531	31.3%
3	Not preocc. With quest.	71	4.2%
4	Fairly imp. Not to carry out	59	3.5%
5	Very imp. Not to carry out	25	1.5%
8	Do not know	34	
<i>Warning: these figures indicate the number of cases found in the data file. They cannot be interpreted as summary statistics of the population of interest.</i>			

<b># v061: Lower taxes on high incomes</b>			
<b>Information</b>	[Type= discrete] [Format=numeric] [Range= 1-5] [Missing=* /8]		
<b>Statistics [NW/ W]</b>	[Valid=1663 /-] [Invalid=67 /-]		
<b>Pre-question</b>	I will now read a list of cases which some think should be carried out in norway. For each of these suggestions would you say that it is: a good suggestion: important that it is carried out, good suggestion: fairly important that it is carried out, not to preoccupied with the question, bad suggestion: fairly important that it is not carried out, bad suggestion: very important that it is not carried out, do not know.		
<b>Literal question</b>	If you use one of the answers on this card, how do you see:  ... K. Lower the taxes on high incomes?		
<b>Concepts</b>	Attitudes		
<b>Value</b>	<b>Label</b>	<b>Cases</b>	<b>Percentage</b>
1	Very imp. To carry out	233	14.0%
2	Fairly imp. To carry out	401	24.1%
3	Not preocc. With quest.	199	12.0%
4	Fairly imp. Not to carry out	513	30.8%
5	Very imp. Not to carry out	317	19.1%
8	Do not know	67	
<i>Warning: these figures indicate the number of cases found in the data file. They cannot be interpreted as summary statistics of the population of interest.</i>			
<b># v062: Close down unprofitable railway-tracks</b>			
<b>Information</b>	[Type= discrete] [Format=numeric] [Range= 1-5] [Missing=* /8]		
<b>Statistics [NW/ W]</b>	[Valid=1631 /-] [Invalid=99 /-]		
<b>Pre-question</b>	I will now read a list of cases which some think should be carried out in norway. For each of these suggestions would you say that it is: a good suggestion: important that it is carried out, good suggestion: fairly important that it is carried out, not to preoccupied with the question, bad suggestion: fairly important that it is not carried out, bad suggestion: very important that it is not carried out, do not know.		
<b>Literal question</b>	If you use one of the answers on this card, how do you see:  ... L. Close down unprofitable side tracks of the railway?		
<b>Concepts</b>	Attitudes		
<b>Value</b>	<b>Label</b>	<b>Cases</b>	<b>Percentage</b>
1	Very imp. To carry out	144	8.8%
2	Fairly imp. To carry out	185	11.3%
3	Not preocc. With quest.	478	29.3%
4	Fairly imp. Not to carry out	417	25.6%
5	Very imp. Not to carry out	407	25.0%
8	Do not know	99	
<i>Warning: these figures indicate the number of cases found in the data file. They cannot be interpreted as summary statistics of the population of interest.</i>			
<b># v063: Forbid pornography</b>			
<b>Information</b>	[Type= discrete] [Format=numeric] [Range= 1-5] [Missing=* /8]		
<b>Statistics [NW/ W]</b>	[Valid=1687 /-] [Invalid=43 /-]		
<b>Pre-question</b>	I will now read a list of cases which some think should be carried out in norway. For each of these suggestions would you say that it is: a good suggestion: important that it is carried out, good suggestion: fairly important that it is carried out, not to preoccupied with the question, bad suggestion: fairly important that it is not carried out, bad suggestion: very important that it is not carried out, do not know.		
<b>Literal question</b>	If you use one of the answers on this card, how do you see:  ... M. Forbid all forms of pornography?		
<b>Concepts</b>	Attitudes		

<b># v063: Forbid pornography</b>			
<b>Value</b>	<b>Label</b>	<b>Cases</b>	<b>Percentage</b>
1	Very imp. To carry out	643	38.1%
2	Fairly imp. To carry out	256	15.2%
3	Not preocc. With quest.	471	27.9%
4	Fairly imp. Not to carry out	212	12.6%
5	Very imp. Not to carry out	105	6.2%
8	Do not know	43	
<i>Warning: these figures indicate the number of cases found in the data file. They cannot be interpreted as summary statistics of the population of interest.</i>			
<b># v064: Reduce defense costs</b>			
<b>Information</b>	[Type= discrete] [Format=numeric] [Range= 1-5] [Missing=* /8]		
<b>Statistics [NW/ W]</b>	[Valid=1617 /-] [Invalid=113 /-]		
<b>Pre-question</b>	I will now read a list of cases which some think should be carried out in norway. For each of these suggestions would you say that it is: a good suggestion: important that it is carried out, good suggestion: fairly important that it is carried out, not to preoccupied with the question, bad suggestion: fairly important that it is not carried out, bad suggestion: very important that it is not carried out, do not know.		
<b>Literal question</b>	If you use one of the answers on this card, how do you see:  ... N. Reduce the expences on defense?		
<b>Concepts</b>	Attitudes		
<b>Value</b>	<b>Label</b>	<b>Cases</b>	<b>Percentage</b>
1	Very imp. To carry out	213	13.2%
2	Fairly imp. To carry out	284	17.6%
3	Not preocc. With quest.	260	16.1%
4	Fairly imp. Not to carry out	453	28.0%
5	Very imp. Not to carry out	407	25.2%
8	Do not know	113	
<i>Warning: these figures indicate the number of cases found in the data file. They cannot be interpreted as summary statistics of the population of interest.</i>			
<b># v065: Reintroduce wage settlements by associations</b>			
<b>Information</b>	[Type= discrete] [Format=numeric] [Range= 1-5] [Missing=* /8]		
<b>Statistics [NW/ W]</b>	[Valid=1392 /-] [Invalid=338 /-]		
<b>Pre-question</b>	I will now read a list of cases which some think should be carried out in norway. For each of these suggestions would you say that it is: a good suggestion: important that it is carried out, good suggestion: fairly important that it is carried out, not to preoccupied with the question, bad suggestion: fairly important that it is not carried out, bad suggestion: very important that it is not carried out, do not know.		
<b>Literal question</b>	If you use one of the answers on this card, how do you see:  ... O. Reintroduce wage settlements decided by associations?		
<b>Concepts</b>	Attitudes		
<b>Value</b>	<b>Label</b>	<b>Cases</b>	<b>Percentage</b>
1	Very imp. To carry out	162	11.6%
2	Fairly imp. To carry out	187	13.4%
3	Not preocc. With quest.	705	50.6%
4	Fairly imp. Not to carry out	220	15.8%
5	Very imp. Not to carry out	118	8.5%
8	Do not know	338	
<i>Warning: these figures indicate the number of cases found in the data file. They cannot be interpreted as summary statistics of the population of interest.</i>			

<b># v066: Reduce public support for agriculture</b>			
<b>Information</b>	[Type= discrete] [Format=numeric] [Range= 1-5] [Missing=*/8]		
<b>Statistics [NW/ W]</b>	[Valid=1575 /-] [Invalid=155 /-]		
<b>Pre-question</b>	I will now read a list of cases which some think should be carried out in norway. For each of these suggestions would you say that it is: a good suggestion: important that it is carried out, good suggestion: fairly important that it is carried out, not to preoccupied with the question, bad suggestion: fairly important that it is not carried out, bad suggestion: very important that it is not carried out, do not know.		
<b>Literal question</b>	If you use one of the answers on this card, how do you see:  ... P. Reduce the public support for agriculture, without this affecting the prices of agricultural products?		
<b>Concepts</b>	Attitudes		
<b>Value</b>	<b>Label</b>	<b>Cases</b>	<b>Percentage</b>
1	Very imp. To carry out	240	15.2%
2	Fairly imp. To carry out	356	22.6%
3	Not preocc. With quest.	294	18.7%
4	Fairly imp. Not to carry out	372	23.6%
5	Very imp. Not to carry out	313	19.9%
8	Do not know	155	
<i>Warning: these figures indicate the number of cases found in the data file. They cannot be interpreted as summary statistics of the population of interest.</i>			
<b># v067: Forbid all oil drilling north of 62 degrees latitude</b>			
<b>Information</b>	[Type= discrete] [Format=numeric] [Range= 1-5] [Missing=*/8]		
<b>Statistics [NW/ W]</b>	[Valid=1506 /-] [Invalid=224 /-]		
<b>Pre-question</b>	I will now read a list of cases which some think should be carried out in norway. For each of these suggestions would you say that it is: a good suggestion: important that it is carried out, good suggestion: fairly important that it is carried out, not to preoccupied with the question, bad suggestion: fairly important that it is not carried out, bad suggestion: very important that it is not carried out, do not know.		
<b>Literal question</b>	If you use one of the answers on this card, how do you see:  ... Q. Forbid all oil drilling north of 62 degrees latitude at least for the next ten years?		
<b>Concepts</b>	Attitudes		
<b>Value</b>	<b>Label</b>	<b>Cases</b>	<b>Percentage</b>
1	Very imp. To carry out	298	19.8%
2	Fairly imp. To carry out	212	14.1%
3	Not preocc. With quest.	385	25.6%
4	Fairly imp. Not to carry out	362	24.0%
5	Very imp. Not to carry out	249	16.5%
8	Do not know	224	
<i>Warning: these figures indicate the number of cases found in the data file. They cannot be interpreted as summary statistics of the population of interest.</i>			
<b># v068: Private firms access to oil drilling</b>			
<b>Information</b>	[Type= discrete] [Format=numeric] [Range= 1-5] [Missing=*/8]		
<b>Statistics [NW/ W]</b>	[Valid=1563 /-] [Invalid=167 /-]		
<b>Pre-question</b>	I will now read a list of cases which some think should be carried out in norway. For each of these suggestions would you say that it is: a good suggestion: important that it is carried out, good suggestion: fairly important that it is carried out, not to preoccupied with the question, bad suggestion: fairly important that it is not carried out, bad suggestion: very important that it is not carried out, do not know.		
<b>Literal question</b>	If you use one of the answers on this card, how do you see:  ... R. Give private firms better possibilities to do oil drilling in the north sea?		
<b>Concepts</b>	Attitudes		














<b># v068: Private firms access to oil drilling</b>			
<b>Value</b>	<b>Label</b>	<b>Cases</b>	<b>Percentage</b>
1	Very imp. To carry out	243	15.5%
2	Fairly imp. To carry out	330	21.1%
3	Not preocc. With quest.	397	25.4%
4	Fairly imp. Not to carry out	309	19.8%
5	Very imp. Not to carry out	284	18.2%
8	Do not know	167	
<i>Warning: these figures indicate the number of cases found in the data file. They cannot be interpreted as summary statistics of the population of interest.</i>			
<b># v069: Lower voting age to 18</b>			
<b>Information</b>	[Type= discrete] [Format=numeric] [Range= 1-5] [Missing=* /8]		
<b>Statistics [NW/ W]</b>	[Valid=1680 /-] [Invalid=50 /-]		
<b>Pre-question</b>	I will now read a list of cases which some think should be carried out in norway. For each of these suggestions would you say that it is: a good suggestion: important that it is carried out, good suggestion: fairly important that it is carried out, not to preoccupied with the question, bad suggestion: fairly important that it is not carried out, bad suggestion: very important that it is not carried out, do not know.		
<b>Literal question</b>	If you use one of the answers on this card, how do you see:  ... S. Lower the voting age to 18 years?		
<b>Concepts</b>	Attitudes		
<b>Value</b>	<b>Label</b>	<b>Cases</b>	<b>Percentage</b>
1	Very imp. To carry out	115	6.8%
2	Fairly imp. To carry out	186	11.1%
3	Not preocc. With quest.	198	11.8%
4	Fairly imp. Not to carry out	528	31.4%
5	Very imp. Not to carry out	653	38.9%
8	Do not know	50	
<i>Warning: these figures indicate the number of cases found in the data file. They cannot be interpreted as summary statistics of the population of interest.</i>			
<b># v070: More openness on national defense activity</b>			
<b>Information</b>	[Type= discrete] [Format=numeric] [Range= 1-5] [Missing=* /8]		
<b>Statistics [NW/ W]</b>	[Valid=1585 /-] [Invalid=145 /-]		
<b>Pre-question</b>	I will now read a list of cases which some think should be carried out in norway. For each of these suggestions would you say that it is: a good suggestion: important that it is carried out, good suggestion: fairly important that it is carried out, not to preoccupied with the question, bad suggestion: fairly important that it is not carried out, bad suggestion: very important that it is not carried out, do not know.		
<b>Literal question</b>	If you use one of the answers on this card, how do you see:  ... T. More openness about the activity of the national defense and the security police?		
<b>Concepts</b>	Attitudes		
<b>Value</b>	<b>Label</b>	<b>Cases</b>	<b>Percentage</b>
1	Very imp. To carry out	198	12.5%
2	Fairly imp. To carry out	247	15.6%
3	Not preocc. With quest.	275	17.4%
4	Fairly imp. Not to carry out	383	24.2%
5	Very imp. Not to carry out	482	30.4%
8	Do not know	145	
<i>Warning: these figures indicate the number of cases found in the data file. They cannot be interpreted as summary statistics of the population of interest.</i>			

<b># v071: Not limit right to individual property</b>			
<b>Information</b>	[Type= discrete] [Format=numeric] [Range= 1-5] [Missing=* /8]		
<b>Statistics [NW/ W]</b>	[Valid=1650 /-] [Invalid=80 /-]		
<b>Pre-question</b>	I will now read a list of cases which some think should be carried out in norway. For each of these suggestions would you say that it is: a good suggestion: important that it is carried out, good suggestion: fairly important that it is carried out, not to preoccupied with the question, bad suggestion: fairly important that it is not carried out, bad suggestion: very important that it is not carried out, do not know.		
<b>Literal question</b>	If you use one of the answers on this card, how do you see:  ... U. Remove the laws and regulations which limit the individuals right to decide over its own property?		
<b>Concepts</b>	Attitudes		
<b>Value</b>	<b>Label</b>	<b>Cases</b>	<b>Percentage</b>
1	Very imp. To carry out	613	37.2%
2	Fairly imp. To carry out	330	20.0%
3	Not preocc. With quest.	138	8.4%
4	Fairly imp. Not to carry out	279	16.9%
5	Very imp. Not to carry out	290	17.6%
8	Do not know	80	
<i>Warning: these figures indicate the number of cases found in the data file. They cannot be interpreted as summary statistics of the population of interest.</i>			
<b># v072: Voting on ec-membership</b>			
<b>Information</b>	[Type= discrete] [Format=numeric] [Range= 1-9] [Missing=* /7]		
<b>Statistics [NW/ W]</b>	[Valid=1473 /-] [Invalid=257 /-]		
<b>Literal question</b>	How did you vote in the referendum on norwegian membership in the european community (ec) in september 1972?		
<b>Concepts</b>	Attitudes		
<b>Value</b>	<b>Label</b>	<b>Cases</b>	<b>Percentage</b>
1	Yes, for	511	34.7%
2	No, against	724	49.2%
5	Did not vote	238	16.2%
7	Not voting right	257	
8	Do not remember	0	
9	Unanswered	0	
<i>Warning: these figures indicate the number of cases found in the data file. They cannot be interpreted as summary statistics of the population of interest.</i>			
<b># v073: How did you vote in the ec case?</b>			
<b>Information</b>	[Type= discrete] [Format=numeric] [Range= 1-9] [Missing=* /8]		
<b>Statistics [NW/ W]</b>	[Valid=1498 /-] [Invalid=232 /-]		
<b>Literal question</b>	Let us imagine that there would be another referendum on ec-membership tomorrow, how would you then vote?		
<b>Concepts</b>	Attitudes		
<b>Value</b>	<b>Label</b>	<b>Cases</b>	<b>Percentage</b>
1	Yes, for	299	20.0%
5	No, against	1082	72.2%
6	Not voting right	117	7.8%
8	Do not know	232	
9	Unanswered	0	
<i>Warning: these figures indicate the number of cases found in the data file. They cannot be interpreted as summary statistics of the population of interest.</i>			
<b># v074: Threat of a new war</b>			
<b>Information</b>	[Type= discrete] [Format=numeric] [Range= 1-5] [Missing=* /8]		

<b># v074: Threat of a new war</b>			
<b>Statistics [NW/ W]</b>	[Valid=1451 /-] [Invalid=279 /-]		
<b>Literal question</b>	How large is the threat that norway will get involved in a new war in the years to come, do you believe the threat to be large, relatively large, or do you believe the threat is pretty low?		
<b>Concepts</b>	War		
<b>Value</b>	<b>Label</b>	<b>Cases</b>	<b>Percentage</b>
1	Large	140	9.6%
3	Fairly large	273	18.8%
5	Farily small	1038	71.5%
8	Do not know	279	
<i>Warning: these figures indicate the number of cases found in the data file. They cannot be interpreted as summary statistics of the population of interest.</i>			
<b># v075: Has the threat increased?</b>			
<b>Information</b>	[Type= discrete] [Format=numeric] [Range= 1-9] [Missing=* /8]		
<b>Statistics [NW/ W]</b>	[Valid=1492 /-] [Invalid=238 /-]		
<b>Literal question</b>	When we look back at the development during the last ten years, do you think the threat that norway would become involved in a new war has increased, decreased or stayed the same?		
<b>Concepts</b>	Energy, Energy consumption, Energy supply		
<b>Value</b>	<b>Label</b>	<b>Cases</b>	<b>Percentage</b>
1	Increased	375	25.1%
2	Decreased	98	6.6%
3	Ca. Unchanged	1019	68.3%
8	Do not know	238	
9	Unanswered	0	
<i>Warning: these figures indicate the number of cases found in the data file. They cannot be interpreted as summary statistics of the population of interest.</i>			
<b># v076: Building nuclear power station</b>			
<b>Information</b>	[Type= discrete] [Format=numeric] [Range= 1-5] [Missing=* /8]		
<b>Statistics [NW/ W]</b>	[Valid=1595 /-] [Invalid=135 /-]		
<b>Pre-question</b>	There has been proposed different propositions on how to cover the increasing need for energy (power) in this country for the next ten years. Here are some of these propositions. For each proposition i would like to know your thoughts on it. The same response alternatives which were used on card 2 are also used here.		
<b>Literal question</b>	Building nuclear power stations (nuclear energy).		
<b>Concepts</b>	Energy, Energy consumption, Energy supply		
<b>Value</b>	<b>Label</b>	<b>Cases</b>	<b>Percentage</b>
1	Very imp. To carry out	69	4.3%
2	Fairly imp. To carry out	108	6.8%
3	Not preocc. With quest.	225	14.1%
4	Fairly imp. Not to carry out	477	29.9%
5	Very imp. Not to carry out	716	44.9%
8	Do not know	135	
<i>Warning: these figures indicate the number of cases found in the data file. They cannot be interpreted as summary statistics of the population of interest.</i>			
<b># v077: Building out water systems</b>			
<b>Information</b>	[Type= discrete] [Format=numeric] [Range= 1-5] [Missing=* /8]		
<b>Statistics [NW/ W]</b>	[Valid=1620 /-] [Invalid=110 /-]		
<b>Pre-question</b>	There has been proposed different propositions on how to cover the increasing need for energy (power) in this country for the next ten years. Here are some of these propositions. For each proposition i would like to know your thoughts on it. The same response alternatives which were used on card 2 are also used here.		

<b># v077: Building out water systems</b>			
<b>Literal question</b>	Water power: building out water systems which until now have been untouched, such as in jotunheimen and at hardangervidda.		
<b>Concepts</b>	Energy, Energy consumption, Energy supply		
<b>Value</b>	<b>Label</b>	<b>Cases</b>	<b>Percentage</b>
1	Very imp. To carry out	269	16.6%
2	Fairly imp. To carry out	403	24.9%
3	Not preocc. With quest.	128	7.9%
4	Fairly imp. Not to carry out	486	30.0%
5	Very imp. Not to carry out	334	20.6%
8	Do not know	110	
<i>Warning: these figures indicate the number of cases found in the data file. They cannot be interpreted as summary statistics of the population of interest.</i>			
<b># v078: Building thermal power stations</b>			
<b>Information</b>	[Type= discrete] [Format=numeric] [Range= 1-5] [Missing=* /8]		
<b>Statistics [NW/ W]</b>	[Valid=1526 /-] [Invalid=204 /-]		
<b>Pre-question</b>	There has been proposed different propositions on how to cover the increasing need for energy (power) in this country for the next ten years. Here are some of these propositions. For each proposition i would like to know your thoughts on it. The same response alternatives which were used on card 2 are also used here.		
<b>Literal question</b>	Building thermal power stations based on oil and coal.		
<b>Concepts</b>	Energy, Energy consumption, Energy supply		
<b>Value</b>	<b>Label</b>	<b>Cases</b>	<b>Percentage</b>
1	Very imp. To carry out	214	14.0%
2	Fairly imp. To carry out	550	36.0%
3	Not preocc. With quest.	308	20.2%
4	Fairly imp. Not to carry out	298	19.5%
5	Very imp. Not to carry out	156	10.2%
8	Do not know	204	
<i>Warning: these figures indicate the number of cases found in the data file. They cannot be interpreted as summary statistics of the population of interest.</i>			
<b># v079: Go for new sources of power</b>			
<b>Information</b>	[Type= discrete] [Format=numeric] [Range= 1-5] [Missing=* /8]		
<b>Statistics [NW/ W]</b>	[Valid=1573 /-] [Invalid=157 /-]		
<b>Pre-question</b>	There has been proposed different propositions on how to cover the increasing need for energy (power) in this country for the next ten years. Here are some of these propositions. For each proposition i would like to know your thoughts on it. The same response alternatives which were used on card 2 are also used here.		
<b>Literal question</b>	Go for new sources of power such as solar power, wind power, wave power and the like, even though this would be more expensive than nuclear power, water power and thermal power.		
<b>Concepts</b>	Energy, Energy consumption, Energy supply		
<b>Value</b>	<b>Label</b>	<b>Cases</b>	<b>Percentage</b>
1	Very imp. To carry out	546	34.7%
2	Fairly imp. To carry out	522	33.2%
3	Not preocc. With quest.	293	18.6%
4	Fairly imp. Not to carry out	130	8.3%
5	Very imp. Not to carry out	82	5.2%
8	Do not know	157	
<i>Warning: these figures indicate the number of cases found in the data file. They cannot be interpreted as summary statistics of the population of interest.</i>			

<b># v080: Saving energy</b>			
<b>Information</b>	[Type= discrete] [Format=numeric] [Range= 1-5] [Missing=* /8]		
<b>Statistics [NW/ W]</b>	[Valid=1631 /-] [Invalid=99 /-]		
<b>Pre-question</b>	There has been proposed different propositions on how to cover the increasing need for energy (power) in this country for the next ten years. Here are some of these propositions. For each proposition i would like to know your thoughts on it. The same response alternatives which were used on card 2 are also used here.		
<b>Literal question</b>	Save energy, even though this would entail that the living standard is decreased.		
<b>Concepts</b>	Energy, Energy consumption, Energy supply		
<b>Value</b>	<b>Label</b>	<b>Cases</b>	<b>Percentage</b>
1	Very imp. To carry out	491	 30.1%
2	Fairly imp. To carry out	654	 40.1%
3	Not preocc. With question	155	 9.5%
4	Fairly imp. Not to carry out	241	 14.8%
5	Very imp. Not to carry out	90	 5.5%
8	Do not know	99	
<i>Warning: these figures indicate the number of cases found in the data file. They cannot be interpreted as summary statistics of the population of interest.</i>			
<b># v081: Opinions on the pace of oil production</b>			
<b>Information</b>	[Type= discrete] [Format=numeric] [Range= 1-9] [Missing=* /8]		
<b>Statistics [NW/ W]</b>	[Valid=1405 /-] [Invalid=325 /-]		
<b>Pre-question</b>	The starting has determined that the future pace of the oil production in the norwegian continental shelf to 90 tons of oil and gass per year. There are shared opinions on this plan.		
<b>Literal question</b>	Which of the opinions on this card is closest to your own opinion on the oil production?		
<b>Concepts</b>	Energy, Energy consumption, Energy supply		
<b>Value</b>	<b>Label</b>	<b>Cases</b>	<b>Percentage</b>
1	Oil prod. Cancelled	11	 0.8%
2	Slower pace	414	 29.5%
3	Follow the set plan	893	 63.6%
4	Pace should be increased	87	 6.2%
8	Do not know	325	
9	Unanswered	0	
<i>Warning: these figures indicate the number of cases found in the data file. They cannot be interpreted as summary statistics of the population of interest.</i>			
<b># v082: Opinions on the iea question?</b>			
<b>Information</b>	[Type= discrete] [Format=numeric] [Range= 1-9] [Missing=* /8]		
<b>Statistics [NW/ W]</b>	[Valid=1725 /-] [Invalid=5 /-]		
<b>Pre-question</b>	As known, norway has an agreement with the international energy agency iea. There has been raised demands that this agreement should cease.		
<b>Literal question</b>	There has been raised demands that this agreement should cease. Is this a question which you have an opinion on?		
<b>Interviewer's instructions</b>	If yes, go to question 41. If no, go to question 42.		
<b>Concepts</b>	Energy, Energy consumption, Energy supply		
<b>Value</b>	<b>Label</b>	<b>Cases</b>	<b>Percentage</b>
1	Yes	379	 22.0%
2	No	1346	 78.0%
8		5	
9	Unanswered	0	
<i>Warning: these figures indicate the number of cases found in the data file. They cannot be interpreted as summary statistics of the population of interest.</i>			

<b># v083: Stay with the iea agreement?</b>			
<b>Information</b>	[Type= discrete] [Format=numeric] [Range= 1-9] [Missing=*/8]		
<b>Statistics [NW/ W]</b>	[Valid=372 /-] [Invalid=1358 /-]		
<b>Literal question</b>	What is your opinion, should the agreement norway has with the iea continue or cease to exist?		
<b>Concepts</b>	Energy, Energy consumption, Energy supply		
<b>Value</b>	<b>Label</b>	<b>Cases</b>	<b>Percentage</b>
1	Stay	263	70.7%
5	Should cease	109	29.3%
8	Do not know	1358	
9	Unanswered	0	
<i>Warning: these figures indicate the number of cases found in the data file. They cannot be interpreted as summary statistics of the population of interest.</i>			
<b># v084: Norway has done enough on the state of readiness?</b>			
<b>Information</b>	[Type= discrete] [Format=numeric] [Range= 1-5] [Missing=*/8]		
<b>Statistics [NW/ W]</b>	[Valid=1564 /-] [Invalid=166 /-]		
<b>Pre-question</b>	In connection with the oil activity in the north sea there has been much discussion on the norwegian state of readiness in case of oil spills and pollution.		
<b>Literal question</b>	Do you think that the government has done all they can to create a good state of readiness in terms of oil protection, or do you think the government has done to little in this area?		
<b>Concepts</b>	Energy, Energy consumption, Energy supply		
<b>Value</b>	<b>Label</b>	<b>Cases</b>	<b>Percentage</b>
1	Done what they can	319	20.4%
3	Not enough	663	42.4%
5	Too little	582	37.2%
8	Do not know	166	
<i>Warning: these figures indicate the number of cases found in the data file. They cannot be interpreted as summary statistics of the population of interest.</i>			
<b># v085: Opinions on the governments control with oil activity</b>			
<b>Information</b>	[Type= discrete] [Format=numeric] [Range= 1-9] [Missing=*/8]		
<b>Statistics [NW/ W]</b>	[Valid=1726 /-] [Invalid=4 /-]		
<b>Pre-question</b>	There has also been discussion on the control the government has with the private oil businesses activity in the north sea.		
<b>Literal question</b>	Is this a question which you have an opinion on?		
<b>Interviewer's instructions</b>	If yes, go to question 44. If no, go to question 45.		
<b>Concepts</b>	Energy, Energy consumption, Energy supply		
<b>Value</b>	<b>Label</b>	<b>Cases</b>	<b>Percentage</b>
1	Yes	796	46.1%
2	No	930	53.9%
8		4	
9	Unanswered	0	
<i>Warning: these figures indicate the number of cases found in the data file. They cannot be interpreted as summary statistics of the population of interest.</i>			
<b># v086: What is your opinion on this control?</b>			
<b>Information</b>	[Type= discrete] [Format=numeric] [Range= 1-9] [Missing=*/8]		
<b>Statistics [NW/ W]</b>	[Valid=775 /-] [Invalid=955 /-]		
<b>Literal question</b>	What is your opinion, do you think that the government should sharpen the control, is it sufficient, or do you think that the measures taken can be reduced?		

<b># v086: What is your opinion on this control?</b>			
<b>Concepts</b>	Energy, Energy consumption, Energy supply		
<b>Value</b>	<b>Label</b>	<b>Cases</b>	<b>Percentage</b>
1	Sharpen control	588	75.9%
2	Sufficient	156	20.1%
3	Can be reduced	31	4.0%
8	Do not know	955	
9	Io not relevant	0	
<i>Warning: these figures indicate the number of cases found in the data file. They cannot be interpreted as summary statistics of the population of interest.</i>			
<b># v087: Opinions on foreign workers</b>			
<b>Information</b>	[Type= discrete] [Format=numeric] [Range= 1-9] [Missing=*/8]		
<b>Statistics [NW/ W]</b>	[Valid=1706 /-] [Invalid=24 /-]		
<b>Pre-question</b>	There are shared opinions on foreign workers which have come to the country. Here are some of the stated opinions. (card 5)		
<b>Literal question</b>	Which of these opinions are closest to your own opinion?		
<b>Interviewer's instructions</b>	Show card 5 and read alternatives 1-4.		
<b>Concepts</b>	Energy, Energy consumption, Energy supply		
<b>Value</b>	<b>Label</b>	<b>Cases</b>	<b>Percentage</b>
1	Not access to workplace	213	12.5%
2	Only when workplace	1428	83.7%
3	Free access	42	2.5%
4	Other	23	1.3%
8	Do not know	24	
9	Unanswered	0	
<i>Warning: these figures indicate the number of cases found in the data file. They cannot be interpreted as summary statistics of the population of interest.</i>			
<b># v088: Opinions on public rep. In business banks</b>			
<b>Information</b>	[Type= discrete] [Format=numeric] [Range= 1-9] [Missing=*/8]		
<b>Statistics [NW/ W]</b>	[Valid=1226 /-] [Invalid=504 /-]		
<b>Pre-question</b>	There has been much discussion on the question of whether public representatives in the business banks management. Here are some opinions which have been stated.		
<b>Literal question</b>	Which of these opinions are closest to your own view?		
<b>Interviewer's instructions</b>	Show card 6 and read alternatives 1-3.		
<b>Concepts</b>	Attitudes		
<b>Value</b>	<b>Label</b>	<b>Cases</b>	<b>Percentage</b>
1	Off.Repr.Majority	243	19.8%
2	Off.Repr.Minority	657	53.6%
3	Not off.Reps.	326	26.6%
8	Do not know	504	
9	Unanswered	0	
<i>Warning: these figures indicate the number of cases found in the data file. They cannot be interpreted as summary statistics of the population of interest.</i>			
<b># v089: Var152 Generes av bilstøy?</b>			
<b>Information</b>	[Type= discrete] [Format=numeric] [Range= 1-9] [Missing=*		
<b>Statistics [NW/ W]</b>	[Valid=1730 /-] [Invalid=0 /-]		
<b>Pre-question</b>	Lately there has been much talk about people encountering disturbances and problems in the environment they live in. Here i have a list of some of the most common environmental problems.		

<b># v089: Var152 Generes av bilstøy?</b>			
<b>Literal question</b>	Would you say that you on a daily basis is disturbed by one or more of these problems? ... A. Car noise		
<b>Interviewer's instructions</b>	Show card 7 and read alternatives from 152-160. Mark each alternative io states that he/she is disturbed by.		
<b>Concepts</b>	Noise pollution, Pollution		
<b>Value</b>	<b>Label</b>	<b>Cases</b>	<b>Percentage</b>
1	Yes	297	17.2%
9		1433	82.8%
<i>Warning: these figures indicate the number of cases found in the data file. They cannot be interpreted as summary statistics of the population of interest.</i>			
<b># v090: Disturbed by air pollution</b>			
<b>Information</b>	[Type= discrete] [Format=numeric] [Range= 1-9] [Missing=*]		
<b>Statistics [NW/ W]</b>	[Valid=1730 /-] [Invalid=0 /-]		
<b>Pre-question</b>	Lately there has been much talk about people encountering disturbances and problems in the environment they live in. Here i have a list of some of the most common environmental problems.		
<b>Literal question</b>	Would you say that you on a daily basis is disturbed by one or more of these problems? ... B. Air pollution		
<b>Interviewer's instructions</b>	Show card 7 and read alternatives from 152-160. Mark each alternative io states that he/she is disturbed by.		
<b>Concepts</b>	Noise pollution, Pollution		
<b>Value</b>	<b>Label</b>	<b>Cases</b>	<b>Percentage</b>
1	Yes	238	13.8%
9		1492	86.2%
<i>Warning: these figures indicate the number of cases found in the data file. They cannot be interpreted as summary statistics of the population of interest.</i>			
<b># v091: Disturbed by disturbances in childrens playing environment</b>			
<b>Information</b>	[Type= discrete] [Format=numeric] [Range= 1-9] [Missing=*]		
<b>Statistics [NW/ W]</b>	[Valid=1730 /-] [Invalid=0 /-]		
<b>Pre-question</b>	Lately there has been much talk about people encountering disturbances and problems in the environment they live in. Here i have a list of some of the most common environmental problems.		
<b>Literal question</b>	Would you say that you on a daily basis is disturbed by one or more of these problems? ... C. Disturbance in the childrens playing environment (for example traffic)		
<b>Interviewer's instructions</b>	Show card 7 and read alternatives from 152-160. Mark each alternative io states that he/she is disturbed by.		
<b>Concepts</b>	Noise pollution, Pollution		
<b>Value</b>	<b>Label</b>	<b>Cases</b>	<b>Percentage</b>
1	Yes	166	9.6%
9		1564	90.4%
<i>Warning: these figures indicate the number of cases found in the data file. They cannot be interpreted as summary statistics of the population of interest.</i>			
<b># v092: Disturbed by poor outdoors opportunities</b>			
<b>Information</b>	[Type= discrete] [Format=numeric] [Range= 1-9] [Missing=*]		
<b>Statistics [NW/ W]</b>	[Valid=1730 /-] [Invalid=0 /-]		
<b>Pre-question</b>	Lately there has been much talk about people encountering disturbances and problems in the environment they live in. Here i have a list of some of the most common environmental problems.		
<b>Literal question</b>	Would you say that you on a daily basis is disturbed by one or more of these problems? ... D. Poor possibilites to be active outdoors		
<b>Interviewer's instructions</b>	Show card 7 and read alternatives from 152-160. Mark each alternative io states that he/she is disturbed by.		



<b># v092: Disturbed by poor outdoors opportunities</b>			
<b>Concepts</b>		Noise pollution, Pollution	
Value	Label	Cases	Percentage
1	Yes	54	3.1%
9		1676	96.9%
<i>Warning: these figures indicate the number of cases found in the data file. They cannot be interpreted as summary statistics of the population of interest.</i>			
<b># v093: Disturbed by airplane noise</b>			
<b>Information</b>		[Type= discrete] [Format=numeric] [Range= 1-9] [Missing=*]	
<b>Statistics [NW/ W]</b>		[Valid=1730 /-] [Invalid=0 /-]	
<b>Pre-question</b>		Lately there has been much talk about people encountering disturbances and problems in the environment they live in. Here i have a list of some of the most common environmental problems.	
<b>Literal question</b>		Would you say that you on a daily basis is disturbed by one or more of these problems?  ... E. Airplane noise?	
<b>Interviewer's instructions</b>		Show card 7 and read alternatives from 152-160. Mark each alternative io states that he/she is disturbed by.	
<b>Concepts</b>		Noise pollution, Pollution	
Value	Label	Cases	Percentage
1	Yes	87	5.0%
9		1643	95.0%
<i>Warning: these figures indicate the number of cases found in the data file. They cannot be interpreted as summary statistics of the population of interest.</i>			
<b># v094: Disturbed by long way to work</b>			
<b>Information</b>		[Type= discrete] [Format=numeric] [Range= 1-9] [Missing=*]	
<b>Statistics [NW/ W]</b>		[Valid=1730 /-] [Invalid=0 /-]	
<b>Pre-question</b>		Lately there has been much talk about people encountering disturbances and problems in the environment they live in. Here i have a list of some of the most common environmental problems.	
<b>Literal question</b>		Would you say that you on a daily basis is disturbed by one or more of these problems?  ... F. Long and difficult cumbersome way to the work place?	
<b>Interviewer's instructions</b>		Show card 7 and read alternatives from 152-160. Mark each alternative io states that he/she is disturbed by.	
<b>Concepts</b>		Noise pollution, Pollution	
Value	Label	Cases	Percentage
1	Yes	82	4.7%
9		1648	95.3%
<i>Warning: these figures indicate the number of cases found in the data file. They cannot be interpreted as summary statistics of the population of interest.</i>			
<b># v095: Disturbed by pollution of water outdoors</b>			
<b>Information</b>		[Type= discrete] [Format=numeric] [Range= 1-9] [Missing=*]	
<b>Statistics [NW/ W]</b>		[Valid=1730 /-] [Invalid=0 /-]	
<b>Pre-question</b>		Lately there has been much talk about people encountering disturbances and problems in the environment they live in. Here i have a list of some of the most common environmental problems.	
<b>Literal question</b>		Would you say that you on a daily basis is disturbed by one or more of these problems?  ... G. Pollution of water in the outdoors	
<b>Interviewer's instructions</b>		Show card 7 and read alternatives from 152-160. Mark each alternative io states that he/she is disturbed by.	
<b>Concepts</b>		Noise pollution, Pollution	
Value	Label	Cases	Percentage
1	Yes	133	7.7%

<b># v095: Disturbed by pollution of water outdoors</b>			
<b>Value</b>	<b>Label</b>	<b>Cases</b>	<b>Percentage</b>
9		1597	92.3%
<i>Warning: these figures indicate the number of cases found in the data file. They cannot be interpreted as summary statistics of the population of interest.</i>			
<b># v096: Disturbed by water pollution</b>			
<b>Information</b>	[Type= discrete] [Format=numeric] [Range= 1-9] [Missing=*]		
<b>Statistics [NW/ W]</b>	[Valid=1730 /-] [Invalid=0 /-]		
<b>Pre-question</b>	Lately there has been much talk about people encountering disturbances and problems in the environment they live in. Here i have a list of some of the most common environmental problems.		
<b>Literal question</b>	Would you say that you on a daily basis is disturbed by one or more of these problems?  ... H. Pollution of drinkingwater		
<b>Interviewer's instructions</b>	Show card 7 and read alternatives from 152-160. Mark each alternative io states that he/she is disturbed by.		
<b>Concepts</b>	Noise pollution, Pollution		
<b>Value</b>	<b>Label</b>	<b>Cases</b>	<b>Percentage</b>
1	Yes	110	6.4%
9		1620	93.6%
<i>Warning: these figures indicate the number of cases found in the data file. They cannot be interpreted as summary statistics of the population of interest.</i>			
<b># v097: Disturbed by other things</b>			
<b>Information</b>	[Type= discrete] [Format=numeric] [Range= 1-9] [Missing=*]		
<b>Statistics [NW/ W]</b>	[Valid=1730 /-] [Invalid=0 /-]		
<b>Pre-question</b>	Lately there has been much talk about people encountering disturbances and problems in the environment they live in. Here i have a list of some of the most common environmental problems.		
<b>Literal question</b>	Would you say that you on a daily basis is disturbed by one or more of these problems?  ... I. Other things, specify.		
<b>Interviewer's instructions</b>	Show card 7 and read alternatives from 152-160. Mark each alternative io states that he/she is disturbed by.		
<b>Concepts</b>	Noise pollution, Pollution		
<b>Value</b>	<b>Label</b>	<b>Cases</b>	<b>Percentage</b>
1	Yes	18	1.0%
9		1712	99.0%
<i>Warning: these figures indicate the number of cases found in the data file. They cannot be interpreted as summary statistics of the population of interest.</i>			
<b># v098: Do you have environmental problems?</b>			
<b>Information</b>	[Type= discrete] [Format=numeric] [Range= 1-9] [Missing=*/8]		
<b>Statistics [NW/ W]</b>	[Valid=1000 /-] [Invalid=730 /-]		
<b>Pre-question</b>	Lately there has been much talk about people encountering disturbances and problems in the environment they live in. Here i have a list of some of the most common environmental problems.		
<b>Literal question</b>	Would you say that you on a daily basis is disturbed by one or more of these problems?  ... J. No environmental problems/do not know.		
<b>Interviewer's instructions</b>	Show card 7 and read alternatives from 152-160. Mark each alternative io states that he/she is disturbed by.		
<b>Concepts</b>	Noise pollution, Pollution		
<b>Value</b>	<b>Label</b>	<b>Cases</b>	<b>Percentage</b>
1	No, none	1000	100.0%
8	Do not know	730	
9	Io not relevant	0	

**# v098: Do you have environmental problems?***Warning: these figures indicate the number of cases found in the data file. They cannot be interpreted as summary statistics of the population of interest.***# v099: Var162 \* no label \*****Information** [Type= discrete] [Format=numeric] [Range= 1-9] [Missing=\*]**Statistics [NW/ W]** [Valid=1730 /-] [Invalid=0 /-]**Literal question** Undocumented variable**Concepts** Data

Value	Label	Cases	Percentage
1		6	0.3%
9		1724	99.7%

*Warning: these figures indicate the number of cases found in the data file. They cannot be interpreted as summary statistics of the population of interest.***# v100: Var163 \* no label \*****Information** [Type= discrete] [Format=numeric] [Range= 1-9] [Missing=\*]**Statistics [NW/ W]** [Valid=1730 /-] [Invalid=0 /-]**Literal question** Undocumented variable**Concepts** Data

Value	Label	Cases	Percentage
1		3	0.2%
9		1727	99.8%

*Warning: these figures indicate the number of cases found in the data file. They cannot be interpreted as summary statistics of the population of interest.*

<b># v101: Var164 * no label *</b>			
<b>Information</b>	[Type= discrete] [Format=numeric] [Range= 1-9] [Missing=*]		
<b>Statistics [NW/ W]</b>	[Valid=1730 /-] [Invalid=0 /-]		
<b>Literal question</b>	Undocumented variable		
<b>Concepts</b>	Data		
<b>Value</b>	<b>Label</b>	<b>Cases</b>	<b>Percentage</b>
1		6	0.3%
9		1724	99.7%
<i>Warning: these figures indicate the number of cases found in the data file. They cannot be interpreted as summary statistics of the population of interest.</i>			
<b># v102: Parties expressing their opinion on nato</b>			
<b>Information</b>	[Type= discrete] [Format=numeric] [Range= 1-9] [Missing=*]		
<b>Statistics [NW/ W]</b>	[Valid=1730 /-] [Invalid=0 /-]		
<b>Pre-question</b>	We would like to know how you like the different parties position on different matters.		
<b>Literal question</b>	Let us begin with the western defense co-operation, nato, which party do you think expresses your opinion the best in this policy area?  ... A. Dna		
<b>Interviewer's instructions</b>	Several opinons can be marked.  If io has not mentioned any special parties, mark the appropriate alternative in col. 175.		
<b>Concepts</b>	Politics, Attitudes		
<b>Value</b>	<b>Label</b>	<b>Cases</b>	<b>Percentage</b>
1	Arbeiderpartiet	613	35.4%
9		1117	64.6%
<i>Warning: these figures indicate the number of cases found in the data file. They cannot be interpreted as summary statistics of the population of interest.</i>			
<b># v103: Parties expressing their opinion on nato</b>			
<b>Information</b>	[Type= discrete] [Format=numeric] [Range= 1-9] [Missing=*]		
<b>Statistics [NW/ W]</b>	[Valid=1730 /-] [Invalid=0 /-]		
<b>Pre-question</b>	We would like to know how you like the different parties position on different matters.		
<b>Literal question</b>	Let us begin with the western defense co-operation, nato, which party do you think expresses your opinion the best in this policy area?  ... B. Dnf		
<b>Interviewer's instructions</b>	Several opinons can be marked.  If io has not mentioned any special parties, mark the appropriate alternative in col. 175.		
<b>Concepts</b>	Politics, Attitudes		
<b>Value</b>	<b>Label</b>	<b>Cases</b>	<b>Percentage</b>
1	Det nye folkepartiet	88	5.1%
9		1642	94.9%
<i>Warning: these figures indicate the number of cases found in the data file. They cannot be interpreted as summary statistics of the population of interest.</i>			
<b># v104: Parties expressing their opinion on nato</b>			
<b>Information</b>	[Type= discrete] [Format=numeric] [Range= 1-9] [Missing=*]		
<b>Statistics [NW/ W]</b>	[Valid=1730 /-] [Invalid=0 /-]		
<b>Pre-question</b>	We would like to know how you like the different parties position on different matters.		
<b>Literal question</b>	Let us begin with the western defense co-operation, nato, which party do you think expresses your opinion the best in this policy area?		

<b># v104: Parties expressing their opinion on nato</b>			
	... C. Fp (alp)		
<b>Interviewer's instructions</b>	Several opinons can be marked. If io has not mentioned any special parties, mark the appropriate alternative in col. 175.		
<b>Concepts</b>	Politics, Attitudes		
<b>Value</b>	<b>Label</b>	<b>Cases</b>	<b>Percentage</b>
1	Fremskrittspartiet	48	2.8%
9		1682	97.2%
<i>Warning: these figures indicate the number of cases found in the data file. They cannot be interpreted as summary statistics of the population of interest.</i>			
<b># v105: Parties expressing their opinion on nato</b>			
<b>Information</b>	[Type= discrete] [Format=numeric] [Range= 1-9] [Missing=*]		
<b>Statistics [NW/ W]</b>	[Valid=1730 /-] [Invalid=0 /-]		
<b>Pre-question</b>	We would like to know how you like the different parties position on different matters.		
<b>Literal question</b>	Let us begin with the western defense co-operation, nato, which party do you think expresses your opinion the best in this policy area?  ... D. H		
<b>Interviewer's instructions</b>	Several opinons can be marked. If io has not mentioned any special parties, mark the appropriate alternative in col. 175.		
<b>Concepts</b>	Politics, Attitudes		
<b>Value</b>	<b>Label</b>	<b>Cases</b>	<b>Percentage</b>
1	Høyre	491	28.4%
9		1239	71.6%
<i>Warning: these figures indicate the number of cases found in the data file. They cannot be interpreted as summary statistics of the population of interest.</i>			
<b># v106: Parties expressing their opinion on nato</b>			
<b>Information</b>	[Type= discrete] [Format=numeric] [Range= 1-9] [Missing=*]		
<b>Statistics [NW/ W]</b>	[Valid=1730 /-] [Invalid=0 /-]		
<b>Pre-question</b>	We would like to know how you like the different parties position on different matters.		
<b>Literal question</b>	Let us begin with the western defense co-operation, nato, which party do you think expresses your opinion the best in this policy area?  ... E. Krf		
<b>Interviewer's instructions</b>	Several opinons can be marked. If io has not mentioned any special parties, mark the appropriate alternative in col. 175.		
<b>Concepts</b>	Politics, Attitudes		
<b>Value</b>	<b>Label</b>	<b>Cases</b>	<b>Percentage</b>
1	Kristelig folkeparti	199	11.5%
9		1531	88.5%
<i>Warning: these figures indicate the number of cases found in the data file. They cannot be interpreted as summary statistics of the population of interest.</i>			
<b># v107: Parties expressing their opinion on nato</b>			
<b>Information</b>	[Type= discrete] [Format=numeric] [Range= 1-9] [Missing=*]		
<b>Statistics [NW/ W]</b>	[Valid=1730 /-] [Invalid=0 /-]		
<b>Pre-question</b>	We would like to know how you like the different parties position on different matters.		

<b># v107: Parties expressing their opinion on nato</b>			
<b>Literal question</b>	Let us begin with the western defense co-operation, nato, which party do you think expresses your opinion the best in this policy area?  ... F. Nkp		
<b>Interviewer's instructions</b>	Several opinons can be marked.  If io has not mentioned any special parties, mark the appropriate alternative in col. 175.		
<b>Concepts</b>	Politics, Attitudes		
<b>Value</b>	<b>Label</b>	<b>Cases</b>	<b>Percentage</b>
1	N.Kommunistiske part	7	0.4%
9		1723	99.6%
<i>Warning: these figures indicate the number of cases found in the data file. They cannot be interpreted as summary statistics of the population of interest.</i>			
<b># v108: Parties expressing their opinion on nato</b>			
<b>Information</b>	[Type= discrete] [Format=numeric] [Range= 1-9] [Missing=*]		
<b>Statistics [NW/ W]</b>	[Valid=1730 /-] [Invalid=0 /-]		
<b>Pre-question</b>	We would like to know how you like the different parties position on different matters.		
<b>Literal question</b>	Let us begin with the western defense co-operation, nato, which party do you think expresses your opinion the best in this policy area?  ... G. Rv (akp (m-l))		
<b>Interviewer's instructions</b>	Several opinons can be marked.  If io has not mentioned any special parties, mark the appropriate alternative in col. 175.		
<b>Concepts</b>	Politics, Attitudes		
<b>Value</b>	<b>Label</b>	<b>Cases</b>	<b>Percentage</b>
1	Rød valgallianse	12	0.7%
9		1718	99.3%
<i>Warning: these figures indicate the number of cases found in the data file. They cannot be interpreted as summary statistics of the population of interest.</i>			
<b># v109: Parties expressing their opinion on nato</b>			
<b>Information</b>	[Type= discrete] [Format=numeric] [Range= 1-9] [Missing=*]		
<b>Statistics [NW/ W]</b>	[Valid=1730 /-] [Invalid=0 /-]		
<b>Pre-question</b>	We would like to know how you like the different parties position on different matters.		
<b>Literal question</b>	Let us begin with the western defense co-operation, nato, which party do you think expresses your opinion the best in this policy area?  ... H. Sp		
<b>Interviewer's instructions</b>	Several opinons can be marked.  If io has not mentioned any special parties, mark the appropriate alternative in col. 175.		
<b>Concepts</b>	Politics, Attitudes		
<b>Value</b>	<b>Label</b>	<b>Cases</b>	<b>Percentage</b>
1	Senterpartiet	173	10.0%
9		1557	90.0%
<i>Warning: these figures indicate the number of cases found in the data file. They cannot be interpreted as summary statistics of the population of interest.</i>			
<b># v110: Parties expressing their opinion on nato</b>			
<b>Information</b>	[Type= discrete] [Format=numeric] [Range= 1-9] [Missing=*]		
<b>Statistics [NW/ W]</b>	[Valid=1730 /-] [Invalid=0 /-]		

<b># v110: Parties expressing their opinion on nato</b>			
<b>Pre-question</b>	We would like to know how you like the different parties position on different matters.		
<b>Literal question</b>	Let us begin with the western defense co-operation, nato, which party do you think expresses your opinion the best in this policy area?  ... I. Sv		
<b>Interviewer's instructions</b>	Several opinons can be marked.  If io has not mentioned any special parties, mark the appropriate alternative in col. 175.		
<b>Concepts</b>	Politics, Attitudes		
<b>Value</b>	<b>Label</b>	<b>Cases</b>	<b>Percentage</b>
1	Sosialistisk venstrp	112	6.5%
9		1618	93.5%
<i>Warning: these figures indicate the number of cases found in the data file. They cannot be interpreted as summary statistics of the population of interest.</i>			
<b># v111: Parties expressing their opinion on nato</b>			
<b>Information</b>	[Type= discrete] [Format=numeric] [Range= 1-9] [Missing=*]		
<b>Statistics [NW/ W]</b>	[Valid=1730 /-] [Invalid=0 /-]		
<b>Pre-question</b>	We would like to know how you like the different parties position on different matters.		
<b>Literal question</b>	Let us begin with the western defense co-operation, nato, which party do you think expresses your opinion the best in this policy area?  ... J. V		
<b>Interviewer's instructions</b>	Several opinons can be marked.  If io has not mentioned any special parties, mark the appropriate alternative in col. 175.		
<b>Concepts</b>	Politics, Attitudes		
<b>Value</b>	<b>Label</b>	<b>Cases</b>	<b>Percentage</b>
1	Venstre	104	6.0%
9		1626	94.0%
<i>Warning: these figures indicate the number of cases found in the data file. They cannot be interpreted as summary statistics of the population of interest.</i>			
<b># v112: Parties expressing their opinion on nato</b>			
<b>Information</b>	[Type= discrete] [Format=numeric] [Range= 1-9] [Missing=* /8]		
<b>Statistics [NW/ W]</b>	[Valid=54 /-] [Invalid=1676 /-]		
<b>Pre-question</b>	We would like to know how you like the different parties position on different matters.		
<b>Literal question</b>	Let us begin with the western defense co-operation, nato, which party do you think expresses your opinion the best in this policy area?  ... K. Other		
<b>Interviewer's instructions</b>	Several opinons can be marked.  If io has not mentioned any special parties, mark the appropriate alternative in col. 175.		
<b>Concepts</b>	Politics, Attitudes		
<b>Value</b>	<b>Label</b>	<b>Cases</b>	<b>Percentage</b>
1	All parties the same	33	61.1%
2	No parties	21	38.9%
8	Do not know	1676	
9	Io not relevant	0	
<i>Warning: these figures indicate the number of cases found in the data file. They cannot be interpreted as summary statistics of the population of interest.</i>			

<b># v113: Parties expressing their opinion on oil</b>			
<b>Information</b>	[Type= discrete] [Format=numeric] [Range= 1-9] [Missing=*]		
<b>Statistics [NW/ W]</b>	[Valid=1730 /-] [Invalid=0 /-]		
<b>Pre-question</b>	Then its the oil politics.		
<b>Literal question</b>	Which party or which parties do you think expresses your opinion the best in this policy area? ... A. Dna		
<b>Interviewer's instructions</b>	Several options can be marked. If io has not mentioned any special parties, makr the appropriate alternative in col. 186		
<b>Concepts</b>	Politics, Attitudes		
<b>Value</b>	<b>Label</b>	<b>Cases</b>	<b>Percentage</b>
1	Arbeiderpartiet	558	32.3%
9		1172	67.7%
<i>Warning: these figures indicate the number of cases found in the data file. They cannot be interpreted as summary statistics of the population of interest.</i>			
<b># v114: Parties expressing their opinion on oil</b>			
<b>Information</b>	[Type= discrete] [Format=numeric] [Range= 1-9] [Missing=*]		
<b>Statistics [NW/ W]</b>	[Valid=1730 /-] [Invalid=0 /-]		
<b>Pre-question</b>	Then its the oil politics.		
<b>Literal question</b>	Which party or which parties do you think expresses your opinion the best in this policy area? ... B. Dnf		
<b>Interviewer's instructions</b>	Several options can be marked. If io has not mentioned any special parties, makr the appropriate alternative in col. 186		
<b>Concepts</b>	Politics, Attitudes		
<b>Value</b>	<b>Label</b>	<b>Cases</b>	<b>Percentage</b>
1	Det nye folkepartiet	24	1.4%
9		1706	98.6%
<i>Warning: these figures indicate the number of cases found in the data file. They cannot be interpreted as summary statistics of the population of interest.</i>			
<b># v115: Parties expressing their opinion on oil</b>			
<b>Information</b>	[Type= discrete] [Format=numeric] [Range= 1-9] [Missing=*]		
<b>Statistics [NW/ W]</b>	[Valid=1730 /-] [Invalid=0 /-]		
<b>Pre-question</b>	Then its the oil politics.		
<b>Literal question</b>	Which party or which parties do you think expresses your opinion the best in this policy area? ... C. Fp (alp)		
<b>Interviewer's instructions</b>	Several options can be marked. If io has not mentioned any special parties, makr the appropriate alternative in col. 186		
<b>Concepts</b>	Politics, Attitudes		
<b>Value</b>	<b>Label</b>	<b>Cases</b>	<b>Percentage</b>
1	Fremskrittspartiet	10	0.6%
9		1720	99.4%
<i>Warning: these figures indicate the number of cases found in the data file. They cannot be interpreted as summary statistics of the population of interest.</i>			
<b># v116: Parties expressing their opinion on oil</b>			
<b>Information</b>	[Type= discrete] [Format=numeric] [Range= 1-9] [Missing=*]		



<b># v116: Parties expressing their opinion on oil</b>			
<b>Statistics [NW/ W]</b>	[Valid=1730 /-] [Invalid=0 /-]		
<b>Pre-question</b>	Then its the oil politics.		
<b>Literal question</b>	Which party or which parties do you think expresses your opinion the best in this policy area? ... D. H		
<b>Interviewer's instructions</b>	Several options can be marked.  If io has not mentioned any special parties, makr the appropriate alternative in col. 186		
<b>Concepts</b>	Politics, Attitudes		
<b>Value</b>	<b>Label</b>	<b>Cases</b>	<b>Percentage</b>
1	Høyre	312	18.0%
9		1418	82.0%
<i>Warning: these figures indicate the number of cases found in the data file. They cannot be interpreted as summary statistics of the population of interest.</i>			
<b># v117: Parties expressing their opinion on oil</b>			
<b>Information</b>	[Type= discrete] [Format=numeric] [Range= 1-9] [Missing=*]		
<b>Statistics [NW/ W]</b>	[Valid=1730 /-] [Invalid=0 /-]		
<b>Pre-question</b>	Then its the oil politics.		
<b>Literal question</b>	Which party or which parties do you think expresses your opinion the best in this policy area? ... E. Krf		
<b>Interviewer's instructions</b>	Several options can be marked.  If io has not mentioned any special parties, makr the appropriate alternative in col. 186		
<b>Concepts</b>	Politics, Attitudes		
<b>Value</b>	<b>Label</b>	<b>Cases</b>	<b>Percentage</b>
1	Kristelig folkeparti	87	5.0%
9		1643	95.0%
<i>Warning: these figures indicate the number of cases found in the data file. They cannot be interpreted as summary statistics of the population of interest.</i>			
<b># v118: Parties expressing their opinion on oil</b>			
<b>Information</b>	[Type= discrete] [Format=numeric] [Range= 1-9] [Missing=*]		
<b>Statistics [NW/ W]</b>	[Valid=1730 /-] [Invalid=0 /-]		
<b>Pre-question</b>	Then its the oil politics.		
<b>Literal question</b>	Which party or which parties do you think expresses your opinion the best in this policy area? ... G. Nkp		
<b>Interviewer's instructions</b>	Several options can be marked.  If io has not mentioned any special parties, makr the appropriate alternative in col. 186		
<b>Concepts</b>	Politics, Attitudes		
<b>Value</b>	<b>Label</b>	<b>Cases</b>	<b>Percentage</b>
1	N.Kommunistiske part	2	0.1%
9		1728	99.9%
<i>Warning: these figures indicate the number of cases found in the data file. They cannot be interpreted as summary statistics of the population of interest.</i>			
<b># v119: Parties expressing their opinion on oil</b>			
<b>Information</b>	[Type= discrete] [Format=numeric] [Range= 1-9] [Missing=*]		
<b>Statistics [NW/ W]</b>	[Valid=1730 /-] [Invalid=0 /-]		

<b># v119: Parties expressing their opinion on oil</b>			
<b>Pre-question</b>	Then its the oil politics.		
<b>Literal question</b>	Which party or which parties do you think expresses your opinion the best in this policy area? ... H. Rv (nkp (m-l))		
<b>Interviewer's instructions</b>	Several options can be marked. If io has not mentioned any special parties, makr the appropriate alternative in col. 186		
<b>Concepts</b>	Politics, Attitudes		
<b>Value</b>	<b>Label</b>	<b>Cases</b>	<b>Percentage</b>
1	Rød valgallianse	9	0.5%
9		1721	99.5%
<i>Warning: these figures indicate the number of cases found in the data file. They cannot be interpreted as summary statistics of the population of interest.</i>			
<b># v120: Parties expressing their opinion on oil</b>			
<b>Information</b>	[Type= discrete] [Format=numeric] [Range= 1-9] [Missing=*]		
<b>Statistics [NW/ W]</b>	[Valid=1730 /-] [Invalid=0 /-]		
<b>Pre-question</b>	Then its the oil politics.		
<b>Literal question</b>	Which party or which parties do you think expresses your opinion the best in this policy area? ... I. Sp		
<b>Interviewer's instructions</b>	Several options can be marked. If io has not mentioned any special parties, makr the appropriate alternative in col. 186		
<b>Concepts</b>	Politics, Attitudes		
<b>Value</b>	<b>Label</b>	<b>Cases</b>	<b>Percentage</b>
1	Senterpartiet	144	8.3%
9		1586	91.7%
<i>Warning: these figures indicate the number of cases found in the data file. They cannot be interpreted as summary statistics of the population of interest.</i>			
<b># v121: Parties expressing their opinion on oil</b>			
<b>Information</b>	[Type= discrete] [Format=numeric] [Range= 1-9] [Missing=*]		
<b>Statistics [NW/ W]</b>	[Valid=1730 /-] [Invalid=0 /-]		
<b>Pre-question</b>	Then its the oil politics.		
<b>Literal question</b>	Which party or which parties do you think expresses your opinion the best in this policy area? ... J. Sv		
<b>Interviewer's instructions</b>	Several options can be marked. If io has not mentioned any special parties, makr the appropriate alternative in col. 186		
<b>Concepts</b>	Politics, Attitudes		
<b>Value</b>	<b>Label</b>	<b>Cases</b>	<b>Percentage</b>
1	Sosialistisk venstrp	70	4.0%
9		1660	96.0%
<i>Warning: these figures indicate the number of cases found in the data file. They cannot be interpreted as summary statistics of the population of interest.</i>			
<b># v122: Parties expressing their opinion on oil</b>			
<b>Information</b>	[Type= discrete] [Format=numeric] [Range= 1-9] [Missing=*]		
<b>Statistics [NW/ W]</b>	[Valid=1730 /-] [Invalid=0 /-]		
<b>Pre-question</b>	Then its the oil politics.		

<b># v122: Parties expressing their opinion on oil</b>			
<b>Literal question</b>	Which party or which parties do you think expresses your opinion the best in this policy area? ... K. Other		
<b>Interviewer's instructions</b>	Several options can be marked. If io has not mentioned any special parties, makr the appropriate alternative in col. 186		
<b>Concepts</b>	Politics, Attitudes		
<b>Value</b>	<b>Label</b>	<b>Cases</b>	<b>Percentage</b>
1	Venstre	103	6.0%
9		1627	94.0%
<i>Warning: these figures indicate the number of cases found in the data file. They cannot be interpreted as summary statistics of the population of interest.</i>			
<b># v123: Parties expressing their opinion on oil</b>			
<b>Information</b>	[Type= discrete] [Format=numeric] [Range= 1-9] [Missing=*/8]		
<b>Statistics [NW/ W]</b>	[Valid=59 /-] [Invalid=1671 /-]		
<b>Pre-question</b>	Then its the oil politics.		
<b>Literal question</b>	Which party or which parties do you think expresses your opinion the best in this policy area? ...		
<b>Interviewer's instructions</b>	Several options can be marked. If io has not mentioned any special parties, makr the appropriate alternative in col. 186		
<b>Concepts</b>	Politics, Attitudes		
<b>Value</b>	<b>Label</b>	<b>Cases</b>	<b>Percentage</b>
1	All parties the same	35	59.3%
2	No parties	24	40.7%
8	Do not know	1671	
9	Io not relevant	0	
<i>Warning: these figures indicate the number of cases found in the data file. They cannot be interpreted as summary statistics of the population of interest.</i>			
<b># v124: Parties expressing their opionion on schoolpol</b>			
<b>Information</b>	[Type= discrete] [Format=numeric] [Range= 1-9] [Missing=*]		
<b>Statistics [NW/ W]</b>	[Valid=1730 /-] [Invalid=0 /-]		
<b>Pre-question</b>	School politics.		
<b>Literal question</b>	Which party or which parties do you think expresses your opinion the best in this policy area? ... A. Dna		
<b>Interviewer's instructions</b>	Several options can be marked. If io has not mentioned any specific parties, mark the appropriate alternative in col. 219.		
<b>Concepts</b>	Politics, Attitudes		
<b>Value</b>	<b>Label</b>	<b>Cases</b>	<b>Percentage</b>
1	Arbeiderpartiet	324	18.7%
9		1406	81.3%
<i>Warning: these figures indicate the number of cases found in the data file. They cannot be interpreted as summary statistics of the population of interest.</i>			
<b># v125: Parties expressing their opionion on schoolpol</b>			
<b>Information</b>	[Type= discrete] [Format=numeric] [Range= 1-9] [Missing=*]		
<b>Statistics [NW/ W]</b>	[Valid=1730 /-] [Invalid=0 /-]		

<b># v125: Parties expressing their opinion on schoolpol</b>			
<b>Pre-question</b>	School politics.		
<b>Literal question</b>	Which party or which parties do you think expresses your opinion the best in this policy area? ... B. Dnf		
<b>Interviewer's instructions</b>	Several options can be marked.  If io has not mentioned any specific parties, mark the appropriate alternative in col. 219.		
<b>Concepts</b>	Politics, Attitudes		
<b>Value</b>	<b>Label</b>	<b>Cases</b>	<b>Percentage</b>
1	Det nye folkepartiet	29	1.7%
9		1701	98.3%
<i>Warning: these figures indicate the number of cases found in the data file. They cannot be interpreted as summary statistics of the population of interest.</i>			
<b># v126: Parties expressing their opinion on schoolpol</b>			
<b>Information</b>	[Type= discrete] [Format=numeric] [Range= 1-9] [Missing=*]		
<b>Statistics [NW/ W]</b>	[Valid=1730 /-] [Invalid=0 /-]		
<b>Pre-question</b>	School politics.		
<b>Literal question</b>	Which party or which parties do you think expresses your opinion the best in this policy area? ... C. Fp (alp)		
<b>Interviewer's instructions</b>	Several options can be marked.  If io has not mentioned any specific parties, mark the appropriate alternative in col. 219.		
<b>Concepts</b>	Politics, Attitudes		
<b>Value</b>	<b>Label</b>	<b>Cases</b>	<b>Percentage</b>
1	Fremskrittspartiet	8	0.5%
9		1722	99.5%
<i>Warning: these figures indicate the number of cases found in the data file. They cannot be interpreted as summary statistics of the population of interest.</i>			
<b># v127: Parties expressing their opinion on schoolpol</b>			
<b>Information</b>	[Type= discrete] [Format=numeric] [Range= 1-9] [Missing=*]		
<b>Statistics [NW/ W]</b>	[Valid=1730 /-] [Invalid=0 /-]		
<b>Pre-question</b>	School politics.		
<b>Literal question</b>	Which party or which parties do you think expresses your opinion the best in this policy area? ... D. H		
<b>Interviewer's instructions</b>	Several options can be marked.  If io has not mentioned any specific parties, mark the appropriate alternative in col. 219.		
<b>Concepts</b>	Politics, Attitudes		
<b>Value</b>	<b>Label</b>	<b>Cases</b>	<b>Percentage</b>
1	Høyre	379	21.9%
9		1351	78.1%
<i>Warning: these figures indicate the number of cases found in the data file. They cannot be interpreted as summary statistics of the population of interest.</i>			
<b># v128: Parties expressing their opinion on schoolpol</b>			
<b>Information</b>	[Type= discrete] [Format=numeric] [Range= 1-9] [Missing=*]		
<b>Statistics [NW/ W]</b>	[Valid=1730 /-] [Invalid=0 /-]		
<b>Pre-question</b>	School politics.		

<b># v128: Parties expressing their opinion on schoolpol</b>			
<b>Literal question</b>	Which party or which parties do you think expresses your opinion the best in this policy area? ... E. Krf		
<b>Interviewer's instructions</b>	Several options can be marked. If io has not mentioned any specific parties, mark the appropriate alternative in col. 219.		
<b>Concepts</b>	Politics, Attitudes		
<b>Value</b>	<b>Label</b>	<b>Cases</b>	<b>Percentage</b>
1	Kristelig folkeparti	271	15.7%
9		1459	84.3%
<i>Warning: these figures indicate the number of cases found in the data file. They cannot be interpreted as summary statistics of the population of interest.</i>			
<b># v129: Parties expressing their opinion on schoolpol</b>			
<b>Information</b>	[Type= discrete] [Format=numeric] [Range= 1-9] [Missing=*]		
<b>Statistics [NW/ W]</b>	[Valid=1730 /-] [Invalid=0 /-]		
<b>Pre-question</b>	School politics.		
<b>Literal question</b>	Which party or which parties do you think expresses your opinion the best in this policy area? ... F. Nkp		
<b>Interviewer's instructions</b>	Several options can be marked. If io has not mentioned any specific parties, mark the appropriate alternative in col. 219.		
<b>Concepts</b>	Politics, Attitudes		
<b>Value</b>	<b>Label</b>	<b>Cases</b>	<b>Percentage</b>
1	N.Kommunistiske part	2	0.1%
9		1728	99.9%
<i>Warning: these figures indicate the number of cases found in the data file. They cannot be interpreted as summary statistics of the population of interest.</i>			
<b># v130: Parties expressing their opinion on schoolpol</b>			
<b>Information</b>	[Type= discrete] [Format=numeric] [Range= 1-9] [Missing=*]		
<b>Statistics [NW/ W]</b>	[Valid=1730 /-] [Invalid=0 /-]		
<b>Pre-question</b>	School politics.		
<b>Literal question</b>	Which party or which parties do you think expresses your opinion the best in this policy area? ... G. Rv (nkp (m-l))		
<b>Interviewer's instructions</b>	Several options can be marked. If io has not mentioned any specific parties, mark the appropriate alternative in col. 219.		
<b>Concepts</b>	Politics, Attitudes		
<b>Value</b>	<b>Label</b>	<b>Cases</b>	<b>Percentage</b>
1	Rød valgallianse	4	0.2%
9		1726	99.8%
<i>Warning: these figures indicate the number of cases found in the data file. They cannot be interpreted as summary statistics of the population of interest.</i>			
<b># v131: Parties expressing their opinion on schoolpol</b>			
<b>Information</b>	[Type= discrete] [Format=numeric] [Range= 1-9] [Missing=*]		
<b>Statistics [NW/ W]</b>	[Valid=1730 /-] [Invalid=0 /-]		
<b>Pre-question</b>	School politics.		
<b>Literal question</b>	Which party or which parties do you think expresses your opinion the best in this policy area?		

<b># v131: Parties expressing their opinion on schoolpol</b>			
	... H. Sp		
<b>Interviewer's instructions</b>	Several options can be marked. If io has not mentioned any specific parties, mark the appropriate alternative in col. 219.		
<b>Concepts</b>	Politics, Attitudes		
<b>Value</b>	<b>Label</b>	<b>Cases</b>	<b>Percentage</b>
1	Senterpartiet	73	4.2%
9		1657	95.8%
<i>Warning: these figures indicate the number of cases found in the data file. They cannot be interpreted as summary statistics of the population of interest.</i>			
<b># v132: Parties expressing their opinion on schoolpol</b>			
<b>Information</b>	[Type= discrete] [Format=numeric] [Range= 1-9] [Missing=*]		
<b>Statistics [NW/ W]</b>	[Valid=1730 /-] [Invalid=0 /-]		
<b>Pre-question</b>	School politics.		
<b>Literal question</b>	Which party or which parties do you think expresses your opinion the best in this policy area? ... I. Sv		
<b>Interviewer's instructions</b>	Several options can be marked. If io has not mentioned any specific parties, mark the appropriate alternative in col. 219.		
<b>Concepts</b>	Politics, Attitudes		
<b>Value</b>	<b>Label</b>	<b>Cases</b>	<b>Percentage</b>
1	Sosialistisk venstrep	36	2.1%
9		1694	97.9%
<i>Warning: these figures indicate the number of cases found in the data file. They cannot be interpreted as summary statistics of the population of interest.</i>			
<b># v133: Parties expressing their opinion on schoolpol</b>			
<b>Information</b>	[Type= discrete] [Format=numeric] [Range= 1-9] [Missing=*]		
<b>Statistics [NW/ W]</b>	[Valid=1730 /-] [Invalid=0 /-]		
<b>Pre-question</b>	School politics.		
<b>Literal question</b>	Which party or which parties do you think expresses your opinion the best in this policy area? ... J. V		
<b>Interviewer's instructions</b>	Several options can be marked. If io has not mentioned any specific parties, mark the appropriate alternative in col. 219.		
<b>Concepts</b>	Politics, Attitudes		
<b>Value</b>	<b>Label</b>	<b>Cases</b>	<b>Percentage</b>
1	Venstre	67	3.9%
9		1663	96.1%
<i>Warning: these figures indicate the number of cases found in the data file. They cannot be interpreted as summary statistics of the population of interest.</i>			
<b># v134: Parties expressing their opinion on schoolpol</b>			
<b>Information</b>	[Type= discrete] [Format=numeric] [Range= 1-9] [Missing=*/8]		
<b>Statistics [NW/ W]</b>	[Valid=91 /-] [Invalid=1639 /-]		
<b>Pre-question</b>	School politics.		
<b>Literal question</b>	Which party or which parties do you think expresses your opinion the best in this policy area? ... K. Other		

<b># v134: Parties expressing their opinion on schoolpol</b>			
<b>Interviewer's instructions</b>		Several options can be marked.  If io has not mentioned any specific parties, mark the appropriate alternative in col. 219.	
<b>Concepts</b>		Politics, Attitudes	
Value	Label	Cases	Percentage
1	All parties the same	49	53.8%
2	No parties	42	46.2%
8	Do not know	1639	
9	Io not relevant	0	
<i>Warning: these figures indicate the number of cases found in the data file. They cannot be interpreted as summary statistics of the population of interest.</i>			
<b># v135: Parties expressing their opinion on taxp</b>			
<b>Information</b>		[Type= discrete] [Format=numeric] [Range= 1-9] [Missing=*]	
<b>Statistics [NW/ W]</b>		[Valid=1730 /-] [Invalid=0 /-]	
<b>Pre-question</b>		Tax politics.	
<b>Literal question</b>		Which party or which parties do you think expresses the best your own opinion?  ... A. Dna	
<b>Interviewer's instructions</b>		Several alternatives can be marked.  If io has not mentioned any special parties, mark the most appropriate alternative in col. 208.	
<b>Concepts</b>		Politics, Attitudes	
Value	Label	Cases	Percentage
1	Arbeiderpartiet	555	32.1%
9		1175	67.9%
<i>Warning: these figures indicate the number of cases found in the data file. They cannot be interpreted as summary statistics of the population of interest.</i>			
<b># v136: Parties expressing their opinion on taxp</b>			
<b>Information</b>		[Type= discrete] [Format=numeric] [Range= 1-9] [Missing=*]	
<b>Statistics [NW/ W]</b>		[Valid=1730 /-] [Invalid=0 /-]	
<b>Pre-question</b>		Tax politics.	
<b>Literal question</b>		Which party or which parties do you think expresses the best your own opinion?  ... B. Dnf	
<b>Interviewer's instructions</b>		Several alternatives can be marked.  If io has not mentioned any special parties, mark the most appropriate alternative in col. 208.	
<b>Concepts</b>		Politics, Attitudes	
Value	Label	Cases	Percentage
1	Det nye folkepartiet	30	1.7%
9		1700	98.3%
<i>Warning: these figures indicate the number of cases found in the data file. They cannot be interpreted as summary statistics of the population of interest.</i>			
<b># v137: Parties expressing their opinion on taxp</b>			
<b>Information</b>		[Type= discrete] [Format=numeric] [Range= 1-9] [Missing=*]	
<b>Statistics [NW/ W]</b>		[Valid=1730 /-] [Invalid=0 /-]	
<b>Pre-question</b>		Tax politics.	
<b>Literal question</b>		Which party or which parties do you think expresses the best your own opinion?	

<b># v137: Parties expressing their opinion on taxpol</b>			
	... C. Fp (alp)		
<b>Interviewer's instructions</b>	Several alternatives can be marked.  If io has not mentioned any special parties, mark the most appropriate alternative in col. 208.		
<b>Concepts</b>	Politics, Attitudes		
<b>Value</b>	<b>Label</b>	<b>Cases</b>	<b>Percentage</b>
1	Fremskrittspartiet	72	4.2%
9		1658	95.8%
<i>Warning: these figures indicate the number of cases found in the data file. They cannot be interpreted as summary statistics of the population of interest.</i>			
<b># v138: Parties expressing their opinion on taxpol</b>			
<b>Information</b>	[Type= discrete] [Format=numeric] [Range= 1-9] [Missing=*]		
<b>Statistics [NW/ W]</b>	[Valid=1730 /-] [Invalid=0 /-]		
<b>Pre-question</b>	Tax politics.		
<b>Literal question</b>	Which party or which parties do you think expresses the best your own opinion?  ... D. H		
<b>Interviewer's instructions</b>	Several alternatives can be marked.  If io has not mentioned any special parties, mark the most appropriate alternative in col. 208.		
<b>Concepts</b>	Politics, Attitudes		
<b>Value</b>	<b>Label</b>	<b>Cases</b>	<b>Percentage</b>
1	Høyre	400	23.1%
9		1330	76.9%
<i>Warning: these figures indicate the number of cases found in the data file. They cannot be interpreted as summary statistics of the population of interest.</i>			
<b># v139: Parties expressing their opinion on taxpol</b>			
<b>Information</b>	[Type= discrete] [Format=numeric] [Range= 1-9] [Missing=*]		
<b>Statistics [NW/ W]</b>	[Valid=1730 /-] [Invalid=0 /-]		
<b>Pre-question</b>	Tax politics.		
<b>Literal question</b>	Which party or which parties do you think expresses the best your own opinion?  ... E. Krf		
<b>Interviewer's instructions</b>	Several alternatives can be marked.  If io has not mentioned any special parties, mark the most appropriate alternative in col. 208.		
<b>Concepts</b>	Politics, Attitudes		
<b>Value</b>	<b>Label</b>	<b>Cases</b>	<b>Percentage</b>
1	Kristelig folkeparti	110	6.4%
9		1620	93.6%
<i>Warning: these figures indicate the number of cases found in the data file. They cannot be interpreted as summary statistics of the population of interest.</i>			
<b># v140: Parties expressing their opinion on taxpol</b>			
<b>Information</b>	[Type= discrete] [Format=numeric] [Range= 1-9] [Missing=*]		
<b>Statistics [NW/ W]</b>	[Valid=1730 /-] [Invalid=0 /-]		
<b>Pre-question</b>	Tax politics.		
<b>Literal question</b>	Which party or which parties do you think expresses the best your own opinion?  ... F. Nkp		



<b># v140: Parties expressing their opinion on taxpol</b>			
<b>Interviewer's instructions</b>		Several alternatives can be marked. If io has not mentioned any special parties, mark the most appropriate alternative in col. 208.	
<b>Concepts</b>		Politics, Attitudes	
<b>Value</b>	<b>Label</b>	<b>Cases</b>	<b>Percentage</b>
1	N.Kommunistiske part	4	0.2%
9		1726	99.8%
<i>Warning: these figures indicate the number of cases found in the data file. They cannot be interpreted as summary statistics of the population of interest.</i>			
<b># v141: Parties expressing their opinion on taxpol</b>			
<b>Information</b>		[Type= discrete] [Format=numeric] [Range= 1-9] [Missing=*]	
<b>Statistics [NW/ W]</b>		[Valid=1730 /-] [Invalid=0 /-]	
<b>Pre-question</b>		Tax politics.	
<b>Literal question</b>		Which party or which parties do you think expresses the best your own opinion? ... G. Rv (akp (m-l))	
<b>Interviewer's instructions</b>		Several alternatives can be marked. If io has not mentioned any special parties, mark the most appropriate alternative in col. 208.	
<b>Concepts</b>		Politics, Attitudes	
<b>Value</b>	<b>Label</b>	<b>Cases</b>	<b>Percentage</b>
1	Rød valgallianse	5	0.3%
9		1725	99.7%
<i>Warning: these figures indicate the number of cases found in the data file. They cannot be interpreted as summary statistics of the population of interest.</i>			
<b># v142: Parties expressing their opinion on taxpol</b>			
<b>Information</b>		[Type= discrete] [Format=numeric] [Range= 1-9] [Missing=*]	
<b>Statistics [NW/ W]</b>		[Valid=1730 /-] [Invalid=0 /-]	
<b>Pre-question</b>		Tax politics.	
<b>Literal question</b>		Which party or which parties do you think expresses the best your own opinion? ... H. Sp	
<b>Interviewer's instructions</b>		Several alternatives can be marked. If io has not mentioned any special parties, mark the most appropriate alternative in col. 208.	
<b>Concepts</b>		Politics, Attitudes	
<b>Value</b>	<b>Label</b>	<b>Cases</b>	<b>Percentage</b>
1	Senterpartiet	97	5.6%
9		1633	94.4%
<i>Warning: these figures indicate the number of cases found in the data file. They cannot be interpreted as summary statistics of the population of interest.</i>			
<b># v143: Parties expressing their opinion on taxpol</b>			
<b>Information</b>		[Type= discrete] [Format=numeric] [Range= 1-9] [Missing=*]	
<b>Statistics [NW/ W]</b>		[Valid=1730 /-] [Invalid=0 /-]	
<b>Pre-question</b>		Tax politics.	
<b>Literal question</b>		Which party or which parties do you think expresses the best your own opinion? ... I. Sv	
<b>Interviewer's instructions</b>		Several alternatives can be marked.	

<b># v143: Parties expressing their opinion on taxp</b>			
	If io has not mentioned any special parties, mark the most appropriate alternative in col. 208.		
<b>Concepts</b>	Politics, Attitudes		
<b>Value</b>	<b>Label</b>	<b>Cases</b>	<b>Percentage</b>
1	Socialistisk venstrp	69	4.0%
9		1661	96.0%
<i>Warning: these figures indicate the number of cases found in the data file. They cannot be interpreted as summary statistics of the population of interest.</i>			
<b># v144: Parties expressing their opinion on taxp</b>			
<b>Information</b>	[Type= discrete] [Format=numeric] [Range= 1-9] [Missing=*]		
<b>Statistics [NW/ W]</b>	[Valid=1730 /-] [Invalid=0 /-]		
<b>Pre-question</b>	Tax politics.		
<b>Literal question</b>	Which party or which parties do you think expresses the best your own opinion? ... J. V		
<b>Interviewer's instructions</b>	Several alternatives can be marked. If io has not mentioned any special parties, mark the most appropriate alternative in col. 208.		
<b>Concepts</b>	Politics, Attitudes		
<b>Value</b>	<b>Label</b>	<b>Cases</b>	<b>Percentage</b>
1	Venstre	57	3.3%
9		1673	96.7%
<i>Warning: these figures indicate the number of cases found in the data file. They cannot be interpreted as summary statistics of the population of interest.</i>			
<b># v145: Parties expressing their opinion on taxp</b>			
<b>Information</b>	[Type= discrete] [Format=numeric] [Range= 1-9] [Missing=* /8]		
<b>Statistics [NW/ W]</b>	[Valid=92 /-] [Invalid=1638 /-]		
<b>Pre-question</b>	Tax politics.		
<b>Literal question</b>	Which party or which parties do you think expresses the best your own opinion? ... K. Other		
<b>Interviewer's instructions</b>	Several alternatives can be marked. If io has not mentioned any special parties, mark the most appropriate alternative in col. 208.		
<b>Concepts</b>	Politics, Attitudes		
<b>Value</b>	<b>Label</b>	<b>Cases</b>	<b>Percentage</b>
1	All parties the same	61	66.3%
2	No parties	31	33.7%
8	Do not know	1638	
9	Io not relevant	0	
<i>Warning: these figures indicate the number of cases found in the data file. They cannot be interpreted as summary statistics of the population of interest.</i>			
<b># v146: Parties expressing their opinion on res-environ</b>			
<b>Information</b>	[Type= discrete] [Format=numeric] [Range= 1-9] [Missing=*]		
<b>Statistics [NW/ W]</b>	[Valid=1730 /-] [Invalid=0 /-]		
<b>Pre-question</b>	Resource and environmental policies.		
<b>Literal question</b>	Which party or which parties do you think expresses the best your own opinion? ... A. Dna		
<b>Interviewer's instructions</b>	Several alternatives can be marked.		

<b># v146: Parties expressing their opinion on res-environ</b>			
	If io has not mentioned any special parties, mark the most appropriate alternative in col. 219.		
<b>Concepts</b>	Politics, Attitudes		
<b>Value</b>	<b>Label</b>	<b>Cases</b>	<b>Percentage</b>
1	Arbeiderpartiet	527	30.5%
9		1203	69.5%
<i>Warning: these figures indicate the number of cases found in the data file. They cannot be interpreted as summary statistics of the population of interest.</i>			
<b># v147: Parties expressing their opinion on res-environ</b>			
<b>Information</b>	[Type= discrete] [Format=numeric] [Range= 1-9] [Missing=*]		
<b>Statistics [NW/ W]</b>	[Valid=1730 /-] [Invalid=0 /-]		
<b>Pre-question</b>	Resource and environmental policies.		
<b>Literal question</b>	Which party or which parties do you think expresses the best your own opinion? ... B. Dnf		
<b>Interviewer's instructions</b>	Several alternatives can be marked. If io has not mentioned any special parties, mark the most appropriate alternative in col. 219.		
<b>Concepts</b>	Politics, Attitudes		
<b>Value</b>	<b>Label</b>	<b>Cases</b>	<b>Percentage</b>
1	Det nye folkepartiet	20	1.2%
9		1710	98.8%
<i>Warning: these figures indicate the number of cases found in the data file. They cannot be interpreted as summary statistics of the population of interest.</i>			
<b># v148: Parties expressing their opinion on res-environ</b>			
<b>Information</b>	[Type= discrete] [Format=numeric] [Range= 1-9] [Missing=*]		
<b>Statistics [NW/ W]</b>	[Valid=1730 /-] [Invalid=0 /-]		
<b>Pre-question</b>	Resource and environmental policies.		
<b>Literal question</b>	Which party or which parties do you think expresses the best your own opinion? ... C. Fp (alp)		
<b>Interviewer's instructions</b>	Several alternatives can be marked. If io has not mentioned any special parties, mark the most appropriate alternative in col. 219.		
<b>Concepts</b>	Politics, Attitudes		
<b>Value</b>	<b>Label</b>	<b>Cases</b>	<b>Percentage</b>
1	Fremskrittspartiet	10	0.6%
9		1720	99.4%
<i>Warning: these figures indicate the number of cases found in the data file. They cannot be interpreted as summary statistics of the population of interest.</i>			
<b># v149: Parties expressing their opinion on res-environ</b>			
<b>Information</b>	[Type= discrete] [Format=numeric] [Range= 1-9] [Missing=*]		
<b>Statistics [NW/ W]</b>	[Valid=1730 /-] [Invalid=0 /-]		
<b>Pre-question</b>	Resource and environmental policies.		
<b>Literal question</b>	Which party or which parties do you think expresses the best your own opinion? ... D. H		
<b>Interviewer's instructions</b>	Several alternatives can be marked. If io has not mentioned any special parties, mark the most appropriate alternative in col. 219.		

**# v149: Parties expressing their opinion on res-environ**

<b>Concepts</b>		Politics, Attitudes	
<b>Value</b>	<b>Label</b>	<b>Cases</b>	<b>Percentage</b>
1	Høyre	213	12.3%
9		1517	87.7%

*Warning: these figures indicate the number of cases found in the data file. They cannot be interpreted as summary statistics of the population of interest.*

**# v150: Parties expressing their opinion on res-environ**

<b>Information</b>	[Type= discrete] [Format=numeric] [Range= 1-9] [Missing=*]
<b>Statistics [NW/ W]</b>	[Valid=1730 /-] [Invalid=0 /-]
<b>Pre-question</b>	Resource and environmental policies.
<b>Literal question</b>	Which party or which parties do you think expresses the best your own opinion? ... E. Krf
<b>Interviewer's instructions</b>	Several alternatives can be marked. If io has not mentioned any special parties, mark the most appropriate alternative in col. 219.
<b>Concepts</b>	Politics, Attitudes

<b>Value</b>	<b>Label</b>	<b>Cases</b>	<b>Percentage</b>
1	Kristelig folkeparti	116	6.7%
9		1614	93.3%

*Warning: these figures indicate the number of cases found in the data file. They cannot be interpreted as summary statistics of the population of interest.*

<b># v151: Parties expressing their opinion on res-environ</b>			
<b>Information</b>	[Type= discrete] [Format=numeric] [Range= 1-9] [Missing=*]		
<b>Statistics [NW/ W]</b>	[Valid=1730 /-] [Invalid=0 /-]		
<b>Pre-question</b>	Resource and environmental policies.		
<b>Literal question</b>	Which party or which parties do you think expresses the best your own opinion?  ... F. Nkp		
<b>Interviewer's instructions</b>	Several alternatives can be marked.  If io has not mentioned any special parties, mark the most appropriate alternative in col. 219.		
<b>Concepts</b>	Politics, Attitudes		
<b>Value</b>	<b>Label</b>	<b>Cases</b>	<b>Percentage</b>
1	N.Kommunistiske part	1	0.1%
9		1729	99.9%
<i>Warning: these figures indicate the number of cases found in the data file. They cannot be interpreted as summary statistics of the population of interest.</i>			
<b># v152: Parties expressing their opinion on res-environ</b>			
<b>Information</b>	[Type= discrete] [Format=numeric] [Range= 1-9] [Missing=*]		
<b>Statistics [NW/ W]</b>	[Valid=1730 /-] [Invalid=0 /-]		
<b>Pre-question</b>	Resource and environmental policies.		
<b>Literal question</b>	Which party or which parties do you think expresses the best your own opinion?  ... G. Rv (akp (m-l))		
<b>Interviewer's instructions</b>	Several alternatives can be marked.  If io has not mentioned any special parties, mark the most appropriate alternative in col. 219.		
<b>Concepts</b>	Politics, Attitudes		
<b>Value</b>	<b>Label</b>	<b>Cases</b>	<b>Percentage</b>
1	Rød valgallianse	8	0.5%
9		1722	99.5%
<i>Warning: these figures indicate the number of cases found in the data file. They cannot be interpreted as summary statistics of the population of interest.</i>			
<b># v153: Parties expressing their opinion on res-environ</b>			
<b>Information</b>	[Type= discrete] [Format=numeric] [Range= 1-9] [Missing=*]		
<b>Statistics [NW/ W]</b>	[Valid=1730 /-] [Invalid=0 /-]		
<b>Pre-question</b>	Resource and environmental policies.		
<b>Literal question</b>	Which party or which parties do you think expresses the best your own opinion?  ... H. Sp		
<b>Interviewer's instructions</b>	Several alternatives can be marked.  If io has not mentioned any special parties, mark the most appropriate alternative in col. 219.		
<b>Concepts</b>	Politics, Attitudes		
<b>Value</b>	<b>Label</b>	<b>Cases</b>	<b>Percentage</b>
1	Senterpartiet	198	11.4%
9		1532	88.6%
<i>Warning: these figures indicate the number of cases found in the data file. They cannot be interpreted as summary statistics of the population of interest.</i>			
<b># v154: Parties expressing their opinion on res-environ</b>			
<b>Information</b>	[Type= discrete] [Format=numeric] [Range= 1-9] [Missing=*]		

<b># v154: Parties expressing their opinion on res-environ</b>			
<b>Statistics [NW/ W]</b>	[Valid=1730 /-] [Invalid=0 /-]		
<b>Pre-question</b>	Resource and environmental policies.		
<b>Literal question</b>	Which party or which parties do you think expresses the best your own opinion? ... I. Sv		
<b>Interviewer's instructions</b>	Several alternatives can be marked. If io has not mentioned any special parties, mark the most appropriate alternative in col. 219.		
<b>Concepts</b>	Politics, Attitudes		
<b>Value</b>	<b>Label</b>	<b>Cases</b>	<b>Percentage</b>
1	Socialistisk venstrp	74	4.3%
9		1656	95.7%
<i>Warning: these figures indicate the number of cases found in the data file. They cannot be interpreted as summary statistics of the population of interest.</i>			
<b># v155: Parties expressing their opinion on res-environ</b>			
<b>Information</b>	[Type= discrete] [Format=numeric] [Range= 1-9] [Missing=*]		
<b>Statistics [NW/ W]</b>	[Valid=1730 /-] [Invalid=0 /-]		
<b>Pre-question</b>	Resource and environmental policies.		
<b>Literal question</b>	Which party or which parties do you think expresses the best your own opinion? ... J. V		
<b>Interviewer's instructions</b>	Several alternatives can be marked. If io has not mentioned any special parties, mark the most appropriate alternative in col. 219.		
<b>Concepts</b>	Politics, Attitudes		
<b>Value</b>	<b>Label</b>	<b>Cases</b>	<b>Percentage</b>
1	Venstre	182	10.5%
9		1548	89.5%
<i>Warning: these figures indicate the number of cases found in the data file. They cannot be interpreted as summary statistics of the population of interest.</i>			
<b># v156: Parties expressing their opinion on res-environ</b>			
<b>Information</b>	[Type= discrete] [Format=numeric] [Range= 1-9] [Missing=* /8]		
<b>Statistics [NW/ W]</b>	[Valid=110 /-] [Invalid=1620 /-]		
<b>Pre-question</b>	Resource and environmental policies.		
<b>Literal question</b>	Which party or which parties do you think expresses the best your own opinion? ... K. Other		
<b>Interviewer's instructions</b>	Several alternatives can be marked. If io has not mentioned any special parties, mark the most appropriate alternative in col. 219.		
<b>Concepts</b>	Politics, Attitudes		
<b>Value</b>	<b>Label</b>	<b>Cases</b>	<b>Percentage</b>
1	All parties the same	78	70.9%
2	No parties	32	29.1%
8	Do not know	1620	
9	Io not relevant	0	
<i>Warning: these figures indicate the number of cases found in the data file. They cannot be interpreted as summary statistics of the population of interest.</i>			

<b># v157: Parties expressing their opinion on abortion</b>			
<b>Information</b>	[Type= discrete] [Format=numeric] [Range= 1-9] [Missing=*]		
<b>Statistics [NW/ W]</b>	[Valid=1730 /-] [Invalid=0 /-]		
<b>Pre-question</b>	Finally, it is abortion policy.		
<b>Literal question</b>	Which party or which parties do you think express your own opinion the best? ... A. Dna		
<b>Interviewer's instructions</b>	Several options can be marked. If io has not mentioned any special parties, mark the most appropriate party in col. 230.		
<b>Concepts</b>	Politics, Attitudes		
<b>Value</b>	<b>Label</b>	<b>Cases</b>	<b>Percentage</b>
1	Arbeiderpartiet	614	35.5%
9		1116	64.5%
<i>Warning: these figures indicate the number of cases found in the data file. They cannot be interpreted as summary statistics of the population of interest.</i>			
<b># v158: Parties expressing their opinion on abortion</b>			
<b>Information</b>	[Type= discrete] [Format=numeric] [Range= 1-9] [Missing=*]		
<b>Statistics [NW/ W]</b>	[Valid=1730 /-] [Invalid=0 /-]		
<b>Pre-question</b>	Finally, it is abortion policy.		
<b>Literal question</b>	Which party or which parties do you think express your own opinion the best? ... B. Dnf		
<b>Interviewer's instructions</b>	Several options can be marked. If io has not mentioned any special parties, mark the most appropriate party in col. 230.		
<b>Concepts</b>	Politics, Attitudes		
<b>Value</b>	<b>Label</b>	<b>Cases</b>	<b>Percentage</b>
1	Det nye folkepartiet	19	1.1%
9		1711	98.9%
<i>Warning: these figures indicate the number of cases found in the data file. They cannot be interpreted as summary statistics of the population of interest.</i>			
<b># v159: Parties expressing their opinion on abortion</b>			
<b>Information</b>	[Type= discrete] [Format=numeric] [Range= 1-9] [Missing=*]		
<b>Statistics [NW/ W]</b>	[Valid=1730 /-] [Invalid=0 /-]		
<b>Pre-question</b>	Finally, it is abortion policy.		
<b>Literal question</b>	Which party or which parties do you think express your own opinion the best? ... C. Fp (alp)		
<b>Interviewer's instructions</b>	Several options can be marked. If io has not mentioned any special parties, mark the most appropriate party in col. 230.		
<b>Concepts</b>	Politics, Attitudes		
<b>Value</b>	<b>Label</b>	<b>Cases</b>	<b>Percentage</b>
1	Fremskrittspartiet	7	0.4%
9		1723	99.6%
<i>Warning: these figures indicate the number of cases found in the data file. They cannot be interpreted as summary statistics of the population of interest.</i>			
<b># v160: Parties expressing their opinion on abortion</b>			
<b>Information</b>	[Type= discrete] [Format=numeric] [Range= 1-9] [Missing=*]		

<b># v160: Parties expressing their opinion on abortion</b>			
<b>Statistics [NW/ W]</b>	[Valid=1730 /-] [Invalid=0 /-]		
<b>Pre-question</b>	Finally, it is abortion policy.		
<b>Literal question</b>	Which party or which parties do you think express your own opinion the best? ... D. H		
<b>Interviewer's instructions</b>	Several options can be marked. If io has not mentioned any special parties, mark the most appropriate party in col. 230.		
<b>Concepts</b>	Politics, Attitudes		
<b>Value</b>	<b>Label</b>	<b>Cases</b>	<b>Percentage</b>
1	Høyre	248	14.3%
9		1482	85.7%
<i>Warning: these figures indicate the number of cases found in the data file. They cannot be interpreted as summary statistics of the population of interest.</i>			
<b># v161: Parties expressing their opinion on abortion</b>			
<b>Information</b>	[Type= discrete] [Format=numeric] [Range= 1-9] [Missing=*]		
<b>Statistics [NW/ W]</b>	[Valid=1730 /-] [Invalid=0 /-]		
<b>Pre-question</b>	Finally, it is abortion policy.		
<b>Literal question</b>	Which party or which parties do you think express your own opinion the best? ... E. Krf		
<b>Interviewer's instructions</b>	Several options can be marked. If io has not mentioned any special parties, mark the most appropriate party in col. 230.		
<b>Concepts</b>	Politics, Attitudes		
<b>Value</b>	<b>Label</b>	<b>Cases</b>	<b>Percentage</b>
1	Kristelig folkeparti	468	27.1%
9		1262	72.9%
<i>Warning: these figures indicate the number of cases found in the data file. They cannot be interpreted as summary statistics of the population of interest.</i>			
<b># v162: Parties expressing their opinion on abortion</b>			
<b>Information</b>	[Type= discrete] [Format=numeric] [Range= 1-9] [Missing=*]		
<b>Statistics [NW/ W]</b>	[Valid=1730 /-] [Invalid=0 /-]		
<b>Pre-question</b>	Finally, it is abortion policy.		
<b>Literal question</b>	Which party or which parties do you think express your own opinion the best? ... F. Nkp		
<b>Interviewer's instructions</b>	Several options can be marked. If io has not mentioned any special parties, mark the most appropriate party in col. 230.		
<b>Concepts</b>	Politics, Attitudes		
<b>Value</b>	<b>Label</b>	<b>Cases</b>	<b>Percentage</b>
1	N.Kommunistiske part	9	0.5%
9		1721	99.5%
<i>Warning: these figures indicate the number of cases found in the data file. They cannot be interpreted as summary statistics of the population of interest.</i>			
<b># v163: Parties expressing their opinion on abortion</b>			
<b>Information</b>	[Type= discrete] [Format=numeric] [Range= 1-9] [Missing=*]		
<b>Statistics [NW/ W]</b>	[Valid=1730 /-] [Invalid=0 /-]		



<b># v163: Parties expressing their opinion on abortion</b>			
<b>Pre-question</b>	Finally, it is abortion policy.		
<b>Literal question</b>	Which party or which parties do you think express your own opinion the best? ... G. Rv (akp (m-l))		
<b>Interviewer's instructions</b>	Several options can be marked.  If io has not mentioned any special parties, mark the most appropriate party in col. 230.		
<b>Concepts</b>	Politics, Attitudes		
<b>Value</b>	<b>Label</b>	<b>Cases</b>	<b>Percentage</b>
1	Rød valgallianse	19	1.1%
9		1711	98.9%
<i>Warning: these figures indicate the number of cases found in the data file. They cannot be interpreted as summary statistics of the population of interest.</i>			
<b># v164: Parties expressing their opinion on abortion</b>			
<b>Information</b>	[Type= discrete] [Format=numeric] [Range= 1-9] [Missing=*]		
<b>Statistics [NW/ W]</b>	[Valid=1730 /-] [Invalid=0 /-]		
<b>Pre-question</b>	Finally, it is abortion policy.		
<b>Literal question</b>	Which party or which parties do you think express your own opinion the best? ... H. Sp		
<b>Interviewer's instructions</b>	Several options can be marked.  If io has not mentioned any special parties, mark the most appropriate party in col. 230.		
<b>Concepts</b>	Politics, Attitudes		
<b>Value</b>	<b>Label</b>	<b>Cases</b>	<b>Percentage</b>
1	Senterpartiet	86	5.0%
9		1644	95.0%
<i>Warning: these figures indicate the number of cases found in the data file. They cannot be interpreted as summary statistics of the population of interest.</i>			
<b># v165: Parties expressing their opinion on abortion</b>			
<b>Information</b>	[Type= discrete] [Format=numeric] [Range= 1-9] [Missing=*]		
<b>Statistics [NW/ W]</b>	[Valid=1730 /-] [Invalid=0 /-]		
<b>Pre-question</b>	Finally, it is abortion policy.		
<b>Literal question</b>	Which party or which parties do you think express your own opinion the best? ... I. Sv		
<b>Interviewer's instructions</b>	Several options can be marked.  If io has not mentioned any special parties, mark the most appropriate party in col. 230.		
<b>Concepts</b>	Politics, Attitudes		
<b>Value</b>	<b>Label</b>	<b>Cases</b>	<b>Percentage</b>
1	Sosialistisk venstrp	150	8.7%
9		1580	91.3%
<i>Warning: these figures indicate the number of cases found in the data file. They cannot be interpreted as summary statistics of the population of interest.</i>			
<b># v166: Parties expressing their opinion on abortion</b>			
<b>Information</b>	[Type= discrete] [Format=numeric] [Range= 1-9] [Missing=*]		
<b>Statistics [NW/ W]</b>	[Valid=1730 /-] [Invalid=0 /-]		
<b>Pre-question</b>	Finally, it is abortion policy.		

<b># v166: Parties expressing their opinion on abortion</b>			
<b>Literal question</b>	Which party or which parties do you think express your own opinion the best? ... J. V		
<b>Interviewer's instructions</b>	Several options can be marked. If io has not mentioned any special parties, mark the most appropriate party in col. 230.		
<b>Concepts</b>	Politics, Attitudes		
<b>Value</b>	<b>Label</b>	<b>Cases</b>	<b>Percentage</b>
1	Venstre	46	2.7%
9		1684	97.3%
<i>Warning: these figures indicate the number of cases found in the data file. They cannot be interpreted as summary statistics of the population of interest.</i>			
<b># v167: Parties expressing their opinion on abortion</b>			
<b>Information</b>	[Type= discrete] [Format=numeric] [Range= 1-9] [Missing=*/8]		
<b>Statistics [NW/ W]</b>	[Valid=27 /-] [Invalid=1703 /-]		
<b>Pre-question</b>	Finally, it is abortion policy.		
<b>Literal question</b>	Which party or which parties do you think express your own opinion the best? ... K. Other		
<b>Interviewer's instructions</b>	Several options can be marked. If io has not mentioned any special parties, mark the most appropriate party in col. 230.		
<b>Concepts</b>	Politics, Attitudes		
<b>Value</b>	<b>Label</b>	<b>Cases</b>	<b>Percentage</b>
1	All parties the same	3	11.1%
2	No parties	24	88.9%
8	Do not know	1703	
9	Io not relevant	0	
<i>Warning: these figures indicate the number of cases found in the data file. They cannot be interpreted as summary statistics of the population of interest.</i>			
<b># v168: How do you consider yourself rad-cons</b>			
<b>Information</b>	[Type= discrete] [Format=numeric] [Range= 1-9] [Missing=*/0]		
<b>Statistics [NW/ W]</b>	[Valid=1442 /-] [Invalid=288 /-]		
<b>Pre-question</b>	There is much talk about radicalism and conservatism nowadays. I have a scale. Let us assume that the those on the far left side on the radical side will have the value 9, while those on the far right side on the conservative side will have the vaule 1.		
<b>Literal question</b>	Where would you put yourself on this scale?		
<b>Concepts</b>	Politics, Attitudes		
<b>Value</b>	<b>Label</b>	<b>Cases</b>	<b>Percentage</b>
0	Do not know	288	
1	Conservative	62	4.3%
2		84	5.8%
3		213	14.8%
4		193	13.4%
5		519	36.0%
6		196	13.6%
7		121	8.4%
8		35	2.4%
9	Radical	19	1.3%

**# v168: How do you consider yourself rad-cons***Warning: these figures indicate the number of cases found in the data file. They cannot be interpreted as summary statistics of the population of interest.***# v169: Electoral register control 1977****Information** [Type= discrete] [Format=numeric] [Range= 1-3] [Missing=\*]**Statistics [NW/ W]** [Valid=1730 /-] [Invalid=0 /-]**Literal question** Control the given information on the given vote with the mark in the electoral register.

Value	Label	Cases	Percentage
1		1500	86.7%
2		226	13.1%
3		4	0.2%

*Warning: these figures indicate the number of cases found in the data file. They cannot be interpreted as summary statistics of the population of interest.***# v170: Where place nkp on the scale****Information** [Type= discrete] [Format=numeric] [Range= 1-9] [Missing=\* /0]**Statistics [NW/ W]** [Valid=1363 /-] [Invalid=367 /-]**Literal question** Where would you place the different parties on this scale?

... A. Nkp (kommunistpartiet)

**Interviewer's instructions** Mention each of the parties below and mark the answer in the square on the left.**Concepts** Personnel policy

Value	Label	Cases	Percentage
0	Do not know	367	
1	Conservative	18	1.3%
2		17	1.2%
3		8	0.6%
4		11	0.8%
5		15	1.1%
6		25	1.8%
7		118	8.7%
8		540	39.6%
9	Radical	611	44.8%

*Warning: these figures indicate the number of cases found in the data file. They cannot be interpreted as summary statistics of the population of interest.***# v171: Where place sp on the scale****Information** [Type= discrete] [Format=numeric] [Range= 1-9] [Missing=\* /0]**Statistics [NW/ W]** [Valid=1338 /-] [Invalid=392 /-]**Literal question** Where would you place the different parties on this scale?

... B. Sp (senterpartiet)

**Interviewer's instructions** Mention each of the parties below and mark the answer in the square on the left.**Concepts** Personnel policy

Value	Label	Cases	Percentage
0	Do not know	392	
1	Conservative	18	1.3%
2		84	6.3%
3		269	20.1%
4		389	29.1%

### # v171: Where place sp on the scale

Value	Label	Cases	Percentage
5		398	29.7%
6		113	8.4%
7		47	3.5%
8		17	1.3%
9	Radical	3	0.2%

Warning: these figures indicate the number of cases found in the data file. They cannot be interpreted as summary statistics of the population of interest.

### # v172: Where place fp on the scale

<b>Information</b>	[Type= discrete] [Format=numeric] [Range= 1-9] [Missing=* /0]
<b>Statistics [NW/ W]</b>	[Valid=1270 /-] [Invalid=460 /-]
<b>Literal question</b>	Where would you place the different parties on this scale? ... C. Fp (fremskrittspartiet (alp))
<b>Interviewer's instructions</b>	Mention each of the parties below and mark the answer in the square on the left.
<b>Concepts</b>	Personnel policy

Value	Label	Cases	Percentage
0	Do not know	460	
1	Conservative	602	47.4%
2		156	12.3%
3		84	6.6%
4		59	4.6%
5		61	4.8%
6		58	4.6%
7		79	6.2%
8		79	6.2%
9	Radical	92	7.2%

Warning: these figures indicate the number of cases found in the data file. They cannot be interpreted as summary statistics of the population of interest.

### # v173: Where place v on the scale

<b>Information</b>	[Type= discrete] [Format=numeric] [Range= 1-9] [Missing=* /0]
<b>Statistics [NW/ W]</b>	[Valid=1320 /-] [Invalid=410 /-]
<b>Literal question</b>	Where would you place the different parties on this scale? ... D. V (venstre)
<b>Interviewer's instructions</b>	Mention each of the parties below and mark the answer in the square on the left.
<b>Concepts</b>	Personnel policy

Value	Label	Cases	Percentage
0	Do not know	410	
1	Conservative	12	0.9%
2		55	4.2%
3		134	10.2%
4		267	20.2%
5		389	29.5%
6		330	25.0%
7		113	8.6%
8		17	1.3%

### # v173: Where place v on the scale

Value	Label	Cases	Percentage
9	Radical	3	0.2%

Warning: these figures indicate the number of cases found in the data file. They cannot be interpreted as summary statistics of the population of interest.

### # v174: Where place dna on the scale

<b>Information</b>	[Type= discrete] [Format=numeric] [Range= 1-9] [Missing=*/0]
<b>Statistics [NW/ W]</b>	[Valid=1356 /-] [Invalid=374 /-]
<b>Literal question</b>	Where would you place the different parties on this scale? ... E. Dna (arbeiderpartiet)
<b>Interviewer's instructions</b>	Mention each of the parties below and mark the answer in the square on the left.
<b>Concepts</b>	Personnel policy

Value	Label	Cases	Percentage
0	Do not know	374	
1	Conservative	32	2.4%
2		38	2.8%
3		34	2.5%
4		71	5.2%
5		254	18.7%
6		443	32.7%
7		349	25.7%
8		104	7.7%
9	Radical	31	2.3%

Warning: these figures indicate the number of cases found in the data file. They cannot be interpreted as summary statistics of the population of interest.

### # v175: Where place h on the scale

<b>Information</b>	[Type= discrete] [Format=numeric] [Range= 1-9] [Missing=*/0]
<b>Statistics [NW/ W]</b>	[Valid=1359 /-] [Invalid=371 /-]
<b>Literal question</b>	Where would you place the different parties on this scale? ... F. H (høyre)
<b>Interviewer's instructions</b>	Mention each of the parties below and mark the answer in the square on the left.
<b>Concepts</b>	Personnel policy

Value	Label	Cases	Percentage
0	Do not know	371	
1	Conservative	369	27.2%
2		536	39.4%
3		228	16.8%
4		89	6.5%
5		36	2.6%
6		47	3.5%
7		30	2.2%
8		12	0.9%
9	Radical	12	0.9%

Warning: these figures indicate the number of cases found in the data file. They cannot be interpreted as summary statistics of the population of interest.

### # v176: Where place dnf on the scale

<b>Information</b>	[Type= discrete] [Format=numeric] [Range= 1-9] [Missing=*/0]
--------------------	--

<b># v176: Where place dnf on the scale</b>			
<b>Statistics [NW/ W]</b>		[Valid=1267 /-] [Invalid=463 /-]	
<b>Literal question</b>		Where would you place the different parties on this scale? ... G. Dnf (det nye folkepartiet)	
<b>Interviewer's instructions</b>		Mention each of the parties below and mark the answer in the square on the left.	
<b>Concepts</b>		Personnel policy	
<b>Value</b>	<b>Label</b>	<b>Cases</b>	<b>Percentage</b>
0	Do not know	463	
1	Conservative	23	1.8%
2		102	8.1%
3		236	18.6%
4		353	27.9%
5		272	21.5%
6		168	13.3%
7		73	5.8%
8		26	2.1%
9	Radical	14	1.1%
<i>Warning: these figures indicate the number of cases found in the data file. They cannot be interpreted as summary statistics of the population of interest.</i>			
<b># v177: Where place rv on the scale</b>			
<b>Information</b>		[Type= discrete] [Format=numeric] [Range= 1-9] [Missing=* /0]	
<b>Statistics [NW/ W]</b>		[Valid=1333 /-] [Invalid=397 /-]	
<b>Literal question</b>		Where would you place the different parties on this scale? ... H. Rv (rød valgallianse (akp))	
<b>Interviewer's instructions</b>		Mention each of the parties below and mark the answer in the square on the left.	
<b>Concepts</b>		Personnel policy	
<b>Value</b>	<b>Label</b>	<b>Cases</b>	<b>Percentage</b>
0	Do not know	397	
1	Conservative	14	1.1%
2		11	0.8%
3		9	0.7%
4		7	0.5%
5		9	0.7%
6		12	0.9%
7		18	1.4%
8		92	6.9%
9	Radical	1161	87.1%
<i>Warning: these figures indicate the number of cases found in the data file. They cannot be interpreted as summary statistics of the population of interest.</i>			
<b># v178: Where place krf on the scale</b>			
<b>Information</b>		[Type= discrete] [Format=numeric] [Range= 1-9] [Missing=* /0]	
<b>Statistics [NW/ W]</b>		[Valid=1336 /-] [Invalid=394 /-]	
<b>Literal question</b>		Where would you place the different parties on this scale? ... I. Krf (kristelig folkeparti)	
<b>Interviewer's instructions</b>		Mention each of the parties below and mark the answer in the square on the left.	

### # v178: Where place krf on the scale

Concepts		Personnel policy	
Value	Label	Cases	Percentage
0	Do not know	394	
1	Conservative	95	7.1%
2		261	19.5%
3		380	28.4%
4		306	22.9%
5		226	16.9%
6		38	2.8%
7		16	1.2%
8		9	0.7%
9	Radical	5	0.4%

Warning: these figures indicate the number of cases found in the data file. They cannot be interpreted as summary statistics of the population of interest.

### # v179: Where place sv on the scale

<b>Information</b>	[Type= discrete] [Format=numeric] [Range= 1-9] [Missing=*/0]
<b>Statistics [NW/ W]</b>	[Valid=1337 /-] [Invalid=393 /-]
<b>Literal question</b>	Where would you place the different parties on this scale? ... J. Sv (socialistisk venstreparti)
<b>Interviewer's instructions</b>	Mention each of the parties below and mark the answer in the square on the left.
<b>Concepts</b>	Personnel policy

Value	Label	Cases	Percentage
0	Do not know	393	
1	Conservative	8	0.6%
2		14	1.0%
3		17	1.3%
4		20	1.5%
5		33	2.5%
6		80	6.0%
7		354	26.5%
8		563	42.1%
9	Radical	248	18.5%

Warning: these figures indicate the number of cases found in the data file. They cannot be interpreted as summary statistics of the population of interest.










### # v180: Is gvmt wasting tax money?

<b>Information</b>	[Type= discrete] [Format=numeric] [Range= 1-9] [Missing=*/8]
<b>Statistics [NW/ W]</b>	[Valid=1587 /-] [Invalid=143 /-]
<b>Literal question</b>	Do you think those who govern waste a great deal of our tax money, waste some of it, or waste very little of the money?
<b>Concepts</b>	Politics

Value	Label	Cases	Percentage
1	Large part	379	23.9%
2	Some	915	57.7%
3	Very little	293	18.5%
8	Do not know	143	
9	Unanswered	0	

<b># v180: Is gvmt wasting tax money?</b>			
<i>Warning: these figures indicate the number of cases found in the data file. They cannot be interpreted as summary statistics of the population of interest.</i>			
<b># v181: Are politicians skilled?</b>			
<b>Information</b>	[Type= discrete] [Format=numeric] [Range= 1-9] [Missing=* /8]		
<b>Statistics [NW/ W]</b>	[Valid=1613 /-] [Invalid=117 /-]		
<b>Literal question</b>	Do you feel that most norwegian politicians are skilled people who normally know what they do, or do you think that many of them have little knowledge about the cases they are set to manage?		
<b>Concepts</b>	Politics		
<b>Value</b>	<b>Label</b>	<b>Cases</b>	<b>Percentage</b>
1	Most are skilled	1168	72.4%
2	Many little knowledge	445	27.6%
8	Do not know	117	
9	Unanswered	0	
<i>Warning: these figures indicate the number of cases found in the data file. They cannot be interpreted as summary statistics of the population of interest.</i>			
<b># v182: Are politicians credible?</b>			
<b>Information</b>	[Type= discrete] [Format=numeric] [Range= 1-9] [Missing=* /8]		
<b>Statistics [NW/ W]</b>	[Valid=1624 /-] [Invalid=106 /-]		
<b>Literal question</b>	Do you think that most of our politicians are credible, that the politicians are credible most of the time, or that few norwegian politicians are credible?		
<b>Concepts</b>	Politics		
<b>Value</b>	<b>Label</b>	<b>Cases</b>	<b>Percentage</b>
1	Most credible	571	35.2%
2	Mostly credible	898	55.3%
3	Few credible	155	9.5%
8	Do not know	106	
9	Unanswered	0	
<i>Warning: these figures indicate the number of cases found in the data file. They cannot be interpreted as summary statistics of the population of interest.</i>			
<b># v183: Content with the society we have?</b>			
<b>Information</b>	[Type= discrete] [Format=numeric] [Range= 1-9] [Missing=* /8]		
<b>Statistics [NW/ W]</b>	[Valid=1708 /-] [Invalid=22 /-]		
<b>Pre-question</b>	Now a few questions about your perception of the society we live in.		
<b>Literal question</b>	Would you say that you are very content, somewhat content, or not at all content with ... A. The type of society we have here in norway?		
<b>Concepts</b>	Social systems		
<b>Value</b>	<b>Label</b>	<b>Cases</b>	<b>Percentage</b>
1	Very content	597	35.0%
2	Somewhat content	1013	59.3%
3	Not very content	78	4.6%
4	Not at all content	20	1.2%
8	Do not know	22	
9	Unanswered	0	
<i>Warning: these figures indicate the number of cases found in the data file. They cannot be interpreted as summary statistics of the population of interest.</i>			
<b># v184: Content with the democracy in norway?</b>			
<b>Information</b>	[Type= discrete] [Format=numeric] [Range= 1-9] [Missing=* /8]		



<b># v184: Content with the democracy in norway?</b>			
<b>Statistics [NW/ W]</b>	[Valid=1626 /-] [Invalid=104 /-]		
<b>Pre-question</b>	Now a few questions about your perception of the society we live in.		
<b>Literal question</b>	Would you say that you are very content, somewhat content, or not at all content with ... B. The way the democracy works in this country?		
<b>Concepts</b>	Social systems		
<b>Value</b>	<b>Label</b>	<b>Cases</b>	<b>Percentage</b>
1	Very content	443	 27.2%
2	Somewhat content	988	 60.8%
3	Not very content	172	 10.6%
4	Not at all content	23	 1.4%
8	Do not know	104	
9	Unanswered	0	
<i>Warning: these figures indicate the number of cases found in the data file. They cannot be interpreted as summary statistics of the population of interest.</i>			
<b># v185: Difficult to understand actions of the pol.</b>			
<b>Information</b>	[Type= discrete] [Format=numeric] [Range= 1-5] [Missing=* /8]		
<b>Statistics [NW/ W]</b>	[Valid=1636 /-] [Invalid=94 /-]		
<b>Pre-question</b>	We have put together some opinions about politics that one sometimes hear. Here is a card which shows four options: completely agree, somewhat agree, somewhat disagree, completely disagree.		
<b>Literal question</b>	Would you please state which answer you would give for each of the options i read ... A. It is often difficult to understand why politicians act the way they do.		
<b>Interviewer's instructions</b>	Show card 9 and read the alternatives:  completely agree somewhat agree somewhat disagree completely disagree  read the alternatives below in order and mark each statement. The "both-and" square should only be used then io explicitly state the he or she both agrees and disagrees, depending on the circumstances.		
<b>Concepts</b>	Politics		
<b>Value</b>	<b>Label</b>	<b>Cases</b>	<b>Percentage</b>
1	Completely agree	504	 30.8%
2	Somewhat agree	701	 42.8%
3	Both	152	 9.3%
4	Somewhat disagree	225	 13.8%
5	Completely disagree	54	 3.3%
8	Do not know	94	
<i>Warning: these figures indicate the number of cases found in the data file. They cannot be interpreted as summary statistics of the population of interest.</i>			
<b># v186: My county has not received its share</b>			
<b>Information</b>	[Type= discrete] [Format=numeric] [Range= 1-5] [Missing=* /8]		
<b>Statistics [NW/ W]</b>	[Valid=1478 /-] [Invalid=252 /-]		
<b>Pre-question</b>	We have put together some opinions about politics that one sometimes hear. Here is a card which shows four options: completely agree, somewhat agree, somewhat disagree, completely disagree.		
<b>Literal question</b>	Would you please state which answer you would give for each of the options i read ... B. My county has not recieved its share of the nations resources.		
<b>Interviewer's instructions</b>	Show card 9 and read the alternatives:		

<b># v186: My county has not received its share</b>			
	<p>completely agree  somewhat agree  somewhat disagree  completely disagree</p> <p>read the alternatives below in order and mark each statement. The "both-and" square should only be used then io explicitly state the he or she both agrees and disagrees, depending on the circumstances.</p>		
<b>Concepts</b>	Politics		
<b>Value</b>	<b>Label</b>	<b>Cases</b>	<b>Percentage</b>
1	Completely agree	223	15.1%
2	Somewhat agree	320	21.7%
3	Both	119	8.1%
4	Somewhat disagree	465	31.5%
5	Completely disagree	351	23.7%
8	Do not know	252	
<i>Warning: these figures indicate the number of cases found in the data file. They cannot be interpreted as summary statistics of the population of interest.</i>			
<b># v187: Political matters do not influence me</b>			
<b>Information</b>	[Type= discrete] [Format=numeric] [Range= 1-5] [Missing=*/8]		
<b>Statistics [NW/ W]</b>	[Valid=1668 /-] [Invalid=62 /-]		
<b>Pre-question</b>	We have put together some opinions about politics that one sometimes hear. Here is a card which shows four options: completely agree, somewhat agree, somewhat disagree, completely disagree.		
<b>Literal question</b>	Would you please state which answer you would give for each of the options i read  ... C. What happens in politics does not influence me most of the time.		
<b>Interviewer's instructions</b>	<p>Show card 9 and read the alternatives:</p> <p>completely agree  somewhat agree  somewhat disagree  completely disagree</p> <p>read the alternatives below in order and mark each statement. The "both-and" square should only be used then io explicitly state the he or she both agrees and disagrees, depending on the circumstances.</p>		
<b>Concepts</b>	Politics		
<b>Value</b>	<b>Label</b>	<b>Cases</b>	<b>Percentage</b>
1	Completely agree	212	12.7%
2	Somewhat agree	409	24.5%
3	Both	131	7.9%
4	Somewhat disagree	492	29.5%
5	Completely disagree	424	25.4%
8	Do not know	62	
<i>Warning: these figures indicate the number of cases found in the data file. They cannot be interpreted as summary statistics of the population of interest.</i>			
<b># v188: Ec. Growth - industrial expansion</b>			
<b>Information</b>	[Type= discrete] [Format=numeric] [Range= 1-5] [Missing=*/8]		
<b>Statistics [NW/ W]</b>	[Valid=1595 /-] [Invalid=135 /-]		
<b>Pre-question</b>	We have put together some opinions about politics that one sometimes hear. Here is a card which shows four options: completely agree, somewhat agree, somewhat disagree, completely disagree.		
<b>Literal question</b>	Would you please state which answer you would give for each of the options i read		

**# v188: Ec. Growth - industrial expansion**

	... D. To secure economic growth, we need to keep up the expansion of industry, even though this might conflict with nature conservation interests.
<b>Interviewer's instructions</b>	Show card 9 and read the alternatives:  completely agree somewhat agree somewhat disagree completely disagree  read the alternatives below in order and mark each statement. The "both-and" square should only be used then io explicitly state the he or she both agrees and disagrees, depending on the circumstances.

<b>Concepts</b>	Politics
-----------------	----------

Value	Label	Cases	Percentage
1	Completely agree	380	23.8%
2	Somewhat agree	579	36.3%
3	Both	174	10.9%
4	Somewhat disagree	306	19.2%
5	Completely disagree	156	9.8%
8	Do not know	135	

*Warning: these figures indicate the number of cases found in the data file. They cannot be interpreted as summary statistics of the population of interest.*

**# v189: Only with strong org. Can one achieve**

<b>Information</b>	[Type= discrete] [Format=numeric] [Range= 1-5] [Missing=*/8]
--------------------	--

<b>Statistics [NW/ W]</b>	[Valid=1617 /-] [Invalid=113 /-]
---------------------------	----------------------------------

<b>Pre-question</b>	We have put together some opinions about politics that one sometimes hear. Here is a card which shows four options: completely agree, somewhat agree, somewhat disagree, completely disagree.
---------------------	---

<b>Literal question</b>	Would you please state which answer you would give for each of the options i read  ... E. Only with a strong organisation behind us are people able to achieve something in todays society.
-------------------------	---

<b>Interviewer's instructions</b>	Show card 9 and read the alternatives:  completely agree somewhat agree somewhat disagree completely disagree  read the alternatives below in order and mark each statement. The "both-and" square should only be used then io explicitly state the he or she both agrees and disagrees, depending on the circumstances.
-----------------------------------	---

<b>Concepts</b>	Politics
-----------------	----------

Value	Label	Cases	Percentage
1	Completely agree	721	44.6%
2	Somewhat agree	517	32.0%
3	Both	91	5.6%
4	Somewhat disagree	197	12.2%
5	Completely disagree	91	5.6%
8	Do not know	113	

*Warning: these figures indicate the number of cases found in the data file. They cannot be interpreted as summary statistics of the population of interest.*











**# v190: Full employmt. State control, banks companies**











<b>Information</b>	[Type= discrete] [Format=numeric] [Range= 1-5] [Missing=*/8]
--------------------	--



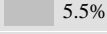







<b>Statistics [NW/ W]</b>	[Valid=1443 /-] [Invalid=287 /-]
---------------------------	----------------------------------

<b>Pre-question</b>	We have put together some opinions about politics that one sometimes hear. Here is a card which shows four options: completely agree, somewhat agree, somewhat disagree, completely disagree.
---------------------	---

<b># v190: Full employmt. State control, banks companies</b>			
<b>Literal question</b>	<p>Would you please state which answer you would give for each of the options i read</p> <p>... F. Full employment can be secured more easily if the government has influence over the activities of the banks and companies.</p>		
<b>Interviewer's instructions</b>	<p>Show card 9 and read the alternatives:</p> <p>completely agree somewhat agree somewhat disagree completely disagree</p> <p>read the alternatives below in order and mark each statement. The "both-and" square should only be used then io explicitly state the he or she both agrees and disagrees, depending on the circumstances.</p>		
<b>Concepts</b>	Politics		
<b>Value</b>	<b>Label</b>	<b>Cases</b>	<b>Percentage</b>
1	Completely agree	215	14.9%
2	Somewhat agree	276	19.1%
3	Both	105	7.3%
4	Somewhat disagree	367	25.4%
5	Completely disagree	480	33.3%
8	Do not know	287	
<i>Warning: these figures indicate the number of cases found in the data file. They cannot be interpreted as summary statistics of the population of interest.</i>			
<b># v191: Pol. Complicated.Not for normal people</b>			
<b>Information</b>	[Type= discrete] [Format=numeric] [Range= 1-5] [Missing=*/8]		
<b>Statistics [NW/ W]</b>	[Valid=1697 /-] [Invalid=33 /-]		
<b>Pre-question</b>	We have put together some opinions about politics that one sometimes hear. Here is a card which shows four options: completely agree, somewhat agree, somewhat disagree, completely disagree.		
<b>Literal question</b>	<p>Would you please state which answer you would give for each of the options i read</p> <p>... G. The politics are often so complicated that normal people cannot understand what it is about.</p>		
<b>Interviewer's instructions</b>	<p>Show card 9 and read the alternatives:</p> <p>completely agree somewhat agree somewhat disagree completely disagree</p> <p>read the alternatives below in order and mark each statement. The "both-and" square should only be used then io explicitly state the he or she both agrees and disagrees, depending on the circumstances.</p>		
<b>Concepts</b>	Politics		
<b>Value</b>	<b>Label</b>	<b>Cases</b>	<b>Percentage</b>
1	Completely agree	726	42.8%
2	Somewhat agree	526	31.0%
3	Both	119	7.0%
4	Somewhat disagree	237	14.0%
5	Completely disagree	89	5.2%
8	Do not know	33	
<i>Warning: these figures indicate the number of cases found in the data file. They cannot be interpreted as summary statistics of the population of interest.</i>			
<b># v192: Ec. Growth. Benefit dev. Countries</b>			
<b>Information</b>	[Type= discrete] [Format=numeric] [Range= 1-5] [Missing=*/8]		
<b>Statistics [NW/ W]</b>	[Valid=1652 /-] [Invalid=78 /-]		

<b># v192: Ec. Growth. Benefit dev. Countries</b>			
<b>Pre-question</b>	We have put together some opinions about politics that one sometimes hear. Here is a card which shows four options: completely agree, somewhat agree, somewhat disagree, completely disagree.		
<b>Literal question</b>	Would you please state which answer you would give for each of the options i read  ... H. Continued economic growth in norway should first and foremost benefit the developing countries.		
<b>Interviewer's instructions</b>	Show card 9 and read the alternatives:  completely agree somewhat agree somewhat disagree completely disagree  read the alternatives below in order and mark each statement. The "both-and" square should only be used then io explicitly state the he or she both agrees and disagrees, depending on the circumstances.		
<b>Concepts</b>	Politics		
<b>Value</b>	<b>Label</b>	<b>Cases</b>	<b>Percentage</b>
1	Completely agree	127	 7.7%
2	Somewhat agree	270	 16.3%
3	Both	146	 8.8%
4	Somewhat disagree	535	 32.4%
5	Completely disagree	574	 34.7%
8	Do not know	78	
<i>Warning: these figures indicate the number of cases found in the data file. They cannot be interpreted as summary statistics of the population of interest.</i>			
<b># v193: Without control-banks to much infl.</b>			
<b>Information</b>	[Type= discrete] [Format=numeric] [Range= 1-5] [Missing=* /8]		
<b>Statistics [NW/ W]</b>	[Valid=1404 /-] [Invalid=326 /-]		
<b>Pre-question</b>	We have put together some opinions about politics that one sometimes hear. Here is a card which shows four options: completely agree, somewhat agree, somewhat disagree, completely disagree.		
<b>Literal question</b>	Would you please state which answer you would give for each of the options i read  ... I. If the society does not have the opportunity to influence the private sector, the leading banks and companies will have too much influence.		
<b>Interviewer's instructions</b>	Show card 9 and read the alternatives:  completely agree somewhat agree somewhat disagree completely disagree  read the alternatives below in order and mark each statement. The "both-and" square should only be used then io explicitly state the he or she both agrees and disagrees, depending on the circumstances.		
<b>Concepts</b>	Politics		
<b>Value</b>	<b>Label</b>	<b>Cases</b>	<b>Percentage</b>
1	Completely agree	294	 20.9%
2	Somewhat agree	424	 30.2%
3	Both	114	 8.1%
4	Somewhat disagree	310	 22.1%
5	Completely disagree	262	 18.7%
8	Do not know	326	
<i>Warning: these figures indicate the number of cases found in the data file. They cannot be interpreted as summary statistics of the population of interest.</i>			

<b># v194: Could vote but nothing else</b>			
<b>Information</b>	[Type= discrete] [Format=numeric] [Range= 1-5] [Missing=*/8]		
<b>Statistics [NW/ W]</b>	[Valid=1653 /-] [Invalid=77 /-]		
<b>Pre-question</b>	We have put together some opinions about politics that one sometimes hear. Here is a card which shows four options: completely agree, somewhat agree, somewhat disagree, completely disagree.		
<b>Literal question</b>	Would you please state which answer you would give for each of the options i read  ... J. People like me can vote, byt there is nothing else we can do to influence politics.		
<b>Interviewer's instructions</b>	Show card 9 and read the alternatives:  completely agree somewhat agree somewhat disagree completely disagree  read the alternatives below in order and mark each statement. The "both-and" square should only be used then io explicitly state the he or she both agrees and disagrees, depending on the circumstances.		
<b>Concepts</b>	Politics		
<b>Value</b>	<b>Label</b>	<b>Cases</b>	<b>Percentage</b>
1	Completely agree	523	 31.6%
2	Somewhat agree	404	 24.4%
3	Both	86	 5.2%
4	Somewhat disagree	361	 21.8%
5	Completely disagree	279	 16.9%
8	Do not know	77	
<i>Warning: these figures indicate the number of cases found in the data file. They cannot be interpreted as summary statistics of the population of interest.</i>			
<b># v195: Growth in consumption should stop</b>			
<b>Information</b>	[Type= discrete] [Format=numeric] [Range= 1-5] [Missing=*/8]		
<b>Statistics [NW/ W]</b>	[Valid=1625 /-] [Invalid=105 /-]		
<b>Pre-question</b>	We have put together some opinions about politics that one sometimes hear. Here is a card which shows four options: completely agree, somewhat agree, somewhat disagree, completely disagree.		
<b>Literal question</b>	Would you please state which answer you would give for each of the options i read  ... K. Here in norway the growth in consumption should stop, also for the average citizen.		
<b>Interviewer's instructions</b>	Show card 9 and read the alternatives:  completely agree somewhat agree somewhat disagree completely disagree  read the alternatives below in order and mark each statement. The "both-and" square should only be used then io explicitly state the he or she both agrees and disagrees, depending on the circumstances.		
<b>Concepts</b>	Politics		
<b>Value</b>	<b>Label</b>	<b>Cases</b>	<b>Percentage</b>
1	Completely agree	532	 32.7%
2	Somewhat agree	617	 38.0%
3	Both	101	 6.2%
4	Somewhat disagree	241	 14.8%
5	Completely disagree	134	 8.2%
8	Do not know	105	
<i>Warning: these figures indicate the number of cases found in the data file. They cannot be interpreted as summary statistics of the population of interest.</i>			

<b># v196: If reduction-women dismissed-men work</b>			
<b>Information</b>	[Type= discrete] [Format=numeric] [Range= 1-5] [Missing=* /8]		
<b>Statistics [NW/ W]</b>	[Valid=1630 /-] [Invalid=100 /-]		
<b>Pre-question</b>	We have put together some opinions about politics that one sometimes hear. Here is a card which shows four options: completely agree, somewhat agree, somewhat disagree, completely disagree.		
<b>Literal question</b>	Would you please state which answer you would give for each of the options i read  ... L. If a company needs to be reduced, married women should be dismissed first if they have husbonds with payd work.		
<b>Interviewer's instructions</b>	<p>Show card 9 and read the alternatives:</p> <p>completely agree somewhat agree somewhat disagree completely disagree</p> <p>read the alternatives below in order and mark each statement. The "both-and" square should only be used then io explicitly state the he or she both agrees and disagrees, depending on the circumstances.</p>		
<b>Concepts</b>	Politics		
<b>Value</b>	<b>Label</b>	<b>Cases</b>	<b>Percentage</b>
1	Completely agree	692	 42.5%
2	Somewhat agree	361	 22.1%
3	Both	89	 5.5%
4	Somewhat disagree	221	 13.6%
5	Completely disagree	267	 16.4%
8	Do not know	100	
<i>Warning: these figures indicate the number of cases found in the data file. They cannot be interpreted as summary statistics of the population of interest.</i>			
<b># v197: Difficult to see dividing lines in politics</b>			
<b>Information</b>	[Type= discrete] [Format=numeric] [Range= 1-5] [Missing=* /8]		
<b>Statistics [NW/ W]</b>	[Valid=1632 /-] [Invalid=98 /-]		
<b>Pre-question</b>	We have put together some opinions about politics that one sometimes hear. Here is a card which shows four options: completely agree, somewhat agree, somewhat disagree, completely disagree.		
<b>Literal question</b>	Would you please state which answer you would give for each of the options i read  ... M. It is difficult to see where the important dividing lines between the parties are.		
<b>Interviewer's instructions</b>	<p>Show card 9 and read the alternatives:</p> <p>completely agree somewhat agree somewhat disagree completely disagree</p> <p>read the alternatives below in order and mark each statement. The "both-and" square should only be used then io explicitly state the he or she both agrees and disagrees, depending on the circumstances.</p>		
<b>Concepts</b>	Politics		
<b>Value</b>	<b>Label</b>	<b>Cases</b>	<b>Percentage</b>
1	Completely agree	548	 33.6%
2	Somewhat agree	587	 36.0%
3	Both	157	 9.6%
4	Somewhat disagree	218	 13.4%
5	Completely disagree	122	 7.5%
8	Do not know	98	
<i>Warning: these figures indicate the number of cases found in the data file. They cannot be interpreted as summary statistics of the population of interest.</i>			







<b># v198: Electoral register 1977</b>			
<b>Information</b>	[Type= discrete] [Format=numeric] [Range= 0-15] [Missing=*]		
<b>Statistics [NW/ W]</b>	[Valid=1730 /-] [Invalid=0 /-]		
<b>Literal question</b>	Control against the mark in the electoral register.		
<b>Concepts</b>	Politics		
<b>Value</b>	<b>Label</b>	<b>Cases</b>	<b>Percentage</b>
0		6	0.3%
1		2	0.1%
2		68	3.9%
3		645	37.3%
4		53	3.1%
5		169	9.8%
6		136	7.9%
7		20	1.2%
8		342	19.8%
9		18	1.0%
10		6	0.3%
11		39	2.3%
15		226	13.1%
<i>Warning: these figures indicate the number of cases found in the data file. They cannot be interpreted as summary statistics of the population of interest.</i>			
<b># v199: How many valgnytt did you see on tv</b>			
<b>Information</b>	[Type= discrete] [Format=numeric] [Range= 0-9] [Missing=* /8]		
<b>Statistics [NW/ W]</b>	[Valid=1689 /-] [Invalid=41 /-]		
<b>Pre-question</b>	<p>Now we return to the election this autumn.  Questions about election programmes in radio and television.  Before the election there were broadcasted two different series of election programmes on television. One of them was the series of reports "valgnytt" which was broadcasted directly after dagsrevyen all days except Saturdays and Sundays during the last three weeks before the election.</p>		
<b>Literal question</b>	Did you see any of these news stories? how many news stories would you say that you saw pr. Week?		
<b>Interviewer's instructions</b>	Question two should be asked if yes on the first question.		
<b>Concepts</b>	Politics		
<b>Value</b>	<b>Label</b>	<b>Cases</b>	<b>Percentage</b>
0	Saw none	331	19.6%
1	Less than 1 pr. Week	113	6.7%
2	1-2 pr. Week	551	32.6%
3	3-5 pr. Week	694	41.1%
8	Do not know	41	
9	Unanswered	0	
<i>Warning: these figures indicate the number of cases found in the data file. They cannot be interpreted as summary statistics of the population of interest.</i>			
<b># v200: Did you see "partiene svarer?"</b>			
<b>Information</b>	[Type= discrete] [Format=numeric] [Range= 1-9] [Missing=* /8]		
<b>Statistics [NW/ W]</b>	[Valid=1706 /-] [Invalid=24 /-]		
<b>Pre-question</b>	The second series on television was the series "partiene svarer" which was broadcasted some evenings from 21.05-21.50.		
<b>Literal question</b>	Did you see any of these programmes?		
<b>Concepts</b>	Politics		



**# v200: Did you see "partiene svarer?"**

Value	Label	Cases	Percentage
1	Yes	1374	80.5%
2	No	332	19.5%
8	Do not remember	24	
9	Unanswered	0	









*Warning: these figures indicate the number of cases found in the data file. They cannot be interpreted as summary statistics of the population of interest.*

<b># v201: Did you see dnf?</b>			
<b>Information</b>	[Type= discrete] [Format=numeric] [Range= 1-9] [Missing=*/8]		
<b>Statistics [NW/ W]</b>	[Valid=1255 /-] [Invalid=475 /-]		
<b>Literal question</b>	Which of these programmes did you see?  ... A. Det nye folkepartiet with ingvar helle and gerd søraa broadcasted monday 22nd of august.		
<b>Interviewer's instructions</b>	Show card ten and read the name of party and participants in the first programme. Then read only the party names.		
<b>Concepts</b>	Politics		
<b>Value</b>	<b>Label</b>	<b>Cases</b>	<b>Percentage</b>
1	Yes	522	 41.6%
2	No	733	 58.4%
8	Do not remember	475	
9	Io not relevant	0	
<i>Warning: these figures indicate the number of cases found in the data file. They cannot be interpreted as summary statistics of the population of interest.</i>			
<b># v202: Did you see v?</b>			
<b>Information</b>	[Type= discrete] [Format=numeric] [Range= 1-9] [Missing=*/8]		
<b>Statistics [NW/ W]</b>	[Valid=1304 /-] [Invalid=426 /-]		
<b>Literal question</b>	Which of these programmes did you see?  ... B. Venstre with berit kvæven and hans hammond rossbach broadcasted wednesday 24th of august.		
<b>Interviewer's instructions</b>	Show card ten and read the name of party and participants in the first programme. Then read only the party names.		
<b>Concepts</b>	Politics		
<b>Value</b>	<b>Label</b>	<b>Cases</b>	<b>Percentage</b>
1	Yes	848	 65.0%
2	No	456	 35.0%
8	Do not remember	426	
9	Io not relevant	0	
<i>Warning: these figures indicate the number of cases found in the data file. They cannot be interpreted as summary statistics of the population of interest.</i>			
<b># v203: Did you see krf.?</b>			
<b>Information</b>	[Type= discrete] [Format=numeric] [Range= 1-9] [Missing=*/8]		
<b>Statistics [NW/ W]</b>	[Valid=1328 /-] [Invalid=402 /-]		
<b>Literal question</b>	Which of these programmes did you see?  ... C. Kristelig folkeparti with kjell magne bondevik and bergfrid fjose broadcasted friday 26th of august.		
<b>Interviewer's instructions</b>	Show card ten and read the name of party and participants in the first programme. Then read only the party names.		
<b>Concepts</b>	Politics		
<b>Value</b>	<b>Label</b>	<b>Cases</b>	<b>Percentage</b>
1	Yes	850	 64.0%
2	No	478	 36.0%
8	Do not remember	402	
9	Io not relevant	0	
<i>Warning: these figures indicate the number of cases found in the data file. They cannot be interpreted as summary statistics of the population of interest.</i>			
<b># v204: Did you see h?</b>			
<b>Information</b>	[Type= discrete] [Format=numeric] [Range= 1-9] [Missing=*/8]		
<b>Statistics [NW/ W]</b>	[Valid=1327 /-] [Invalid=403 /-]		
<b>Literal question</b>	Which of these programmes did you see?		

<b># v204: Did you see h?</b>			
	... C. Høyre with erling norvik and kaci kullman five broadcasted monday 29th of august.		
<b>Interviewer's instructions</b>	Show card ten and read the name of party and participants in the first programme. Then read only the party names.		
<b>Concepts</b>	Politics		
<b>Value</b>	<b>Label</b>	<b>Cases</b>	<b>Percentage</b>
1	Yes	969	73.0%
2	No	358	27.0%
8	Do not remember	403	
9	Io not relevant	0	
<i>Warning: these figures indicate the number of cases found in the data file. They cannot be interpreted as summary statistics of the population of interest.</i>			
<b># v205: Did you see nkp?</b>			
<b>Information</b>	[Type= discrete] [Format=numeric] [Range= 1-9] [Missing=* /8]		
<b>Statistics [NW/ W]</b>	[Valid=1303 /-] [Invalid=427 /-]		
<b>Literal question</b>	Which of these programmes did you see?  ... E. Norges kommunistiske parti with veslemøy gullachsen and hans i. Kleven broadcasted wednesday 31st of august.		
<b>Interviewer's instructions</b>	Show card ten and read the name of party and participants in the first programme. Then read only the party names.		
<b>Concepts</b>	Politics		
<b>Value</b>	<b>Label</b>	<b>Cases</b>	<b>Percentage</b>
1	Yes	630	48.3%
2	No	673	51.7%
8	Do not remember	427	
9	Io not relevant	0	
<i>Warning: these figures indicate the number of cases found in the data file. They cannot be interpreted as summary statistics of the population of interest.</i>			
<b># v206: Did you see sv?</b>			
<b>Information</b>	[Type= discrete] [Format=numeric] [Range= 1-9] [Missing=* /8]		
<b>Statistics [NW/ W]</b>	[Valid=1337 /-] [Invalid=393 /-]		
<b>Literal question</b>	Which of these programmes did you see?  ... F. Sosialistisk venstreparti with berge furre ande berit ås broadcasted friday 2nd of september.		
<b>Interviewer's instructions</b>	Show card ten and read the name of party and participants in the first programme. Then read only the party names.		
<b>Concepts</b>	Politics		
<b>Value</b>	<b>Label</b>	<b>Cases</b>	<b>Percentage</b>
1	Yes	932	69.7%
2	No	405	30.3%
8	Do not remember	393	
9	Io not relevant	0	
<i>Warning: these figures indicate the number of cases found in the data file. They cannot be interpreted as summary statistics of the population of interest.</i>			
<b># v207: Did you see sp?</b>			
<b>Information</b>	[Type= discrete] [Format=numeric] [Range= 1-9] [Missing=* /8]		
<b>Statistics [NW/ W]</b>	[Valid=1292 /-] [Invalid=438 /-]		
<b>Literal question</b>	Which of these programmes did you see?  ... G. Senterpartiet with erland stenbergn and johan j. Jacobsen broadcasted monday 5th of september.		
<b>Interviewer's instructions</b>	Show card ten and read the name of party and participants in the first programme. Then read only the party names.		

<b># v207: Did you see sp?</b>			
<b>Concepts</b>		Politics	
<b>Value</b>	<b>Label</b>	<b>Cases</b>	<b>Percentage</b>
1	Yes	648	50.2%
2	No	644	49.8%
8	Do not remember	438	
9	Io not relevant	0	
<i>Warning: these figures indicate the number of cases found in the data file. They cannot be interpreted as summary statistics of the population of interest.</i>			
<b># v208: Did you see dna?</b>			
<b>Information</b>		[Type= discrete] [Format=numeric] [Range= 1-9] [Missing=* /8]	
<b>Statistics [NW/ W]</b>		[Valid=1352 /-] [Invalid=378 /-]	
<b>Literal question</b>		Which of these programmes did you see?  ... H. Arbeiderpartiet with gro harlem brundtland and tor halvorsen broadcasted wednesday 7th of september.	
<b>Interviewer's instructions</b>		Show card ten and read the name of party and participants in the first programme. Then read only the party names.	
<b>Concepts</b>		Politics	
<b>Value</b>	<b>Label</b>	<b>Cases</b>	<b>Percentage</b>
1	Yes	1005	74.3%
2	No	347	25.7%
8	Do not remember	378	
9	Io not relevant	0	
<i>Warning: these figures indicate the number of cases found in the data file. They cannot be interpreted as summary statistics of the population of interest.</i>			
<b># v209: Did you see fp?</b>			
<b>Information</b>		[Type= discrete] [Format=numeric] [Range= 1-9] [Missing=* /8]	
<b>Statistics [NW/ W]</b>		[Valid=1312 /-] [Invalid=418 /-]	
<b>Literal question</b>		Which of these programmes did you see?  ... I. Fremskrittspartiet (alp) with carl i. Hagen and jens marcussen broadcasted thursday 8th of september.	
<b>Interviewer's instructions</b>		Show card ten and read the name of party and participants in the first programme. Then read only the party names.	
<b>Concepts</b>		Politics	
<b>Value</b>	<b>Label</b>	<b>Cases</b>	<b>Percentage</b>
1	Yes	752	57.3%
2	No	560	42.7%
8	Do not remember	418	
9	Io not relevant	0	
<i>Warning: these figures indicate the number of cases found in the data file. They cannot be interpreted as summary statistics of the population of interest.</i>			
<b># v210: Did you see the last party leader debate?</b>			
<b>Information</b>		[Type= discrete] [Format=numeric] [Range= 1-9] [Missing=* /8]	
<b>Statistics [NW/ W]</b>		[Valid=1716 /-] [Invalid=14 /-]	
<b>Literal question</b>		Did you see - partly or all of it - the last party leader debate which was broadcasted on television friday the 9th of september from 20.00 - 23.00?	
<b>Concepts</b>		Politics, Political participation	
<b>Value</b>	<b>Label</b>	<b>Cases</b>	<b>Percentage</b>
1	Followed the whole debate	416	24.2%
2	Followed some of it	610	35.5%

<b># v210: Did you see the last party leader debate?</b>			
<b>Value</b>	<b>Label</b>	<b>Cases</b>	<b>Percentage</b>
3	Did not follow the deb.	690	40.2%
8	Do not remember	14	
9	Unanswered	0	
<i>Warning: these figures indicate the number of cases found in the data file. They cannot be interpreted as summary statistics of the population of interest.</i>			
<b># v211: How many "valgtimen" did you listen to?</b>			
<b>Information</b>	[Type= discrete] [Format=numeric] [Range= 0-9] [Missing=* /8]		
<b>Statistics [NW/ W]</b>	[Valid=1711 /-] [Invalid=19 /-]		
<b>Pre-question</b>	We also have som questions about the radioprogrammes. In the weeks before teh election, there was broadcasted a programme called "valgtimen" every morning from 7.00 - 8.00 - except on sundays.		
<b>Literal question</b>	Did you listen to any of these programmes? how many programmes would you say that you listened to per week?		
<b>Interviewer's instructions</b>	Andre spørsmål stilles hvis ja på første spørsmål.		
<b>Concepts</b>	Politics, Political participation		
<b>Value</b>	<b>Label</b>	<b>Cases</b>	<b>Percentage</b>
0	None	1131	66.1%
1	Less than 1 pr.Week	60	3.5%
2	1-2 pr.Week	167	9.8%
3	3-4 pr.Week	168	9.8%
4	5-6 pr.Week	185	10.8%
8	Do not remember	19	
9	Unanswered	0	
<i>Warning: these figures indicate the number of cases found in the data file. They cannot be interpreted as summary statistics of the population of interest.</i>			
<b># v212: How many "utspørringer av partiene"?</b>			
<b>Information</b>	[Type= discrete] [Format=numeric] [Range= 0-9] [Missing=* /8]		
<b>Statistics [NW/ W]</b>	[Valid=1688 /-] [Invalid=42 /-]		
<b>Pre-question</b>	Then there is the series "utspørring" with the different parties, which was broadcasted every tuesday and thursday from 16.55 - 17.55.		
<b>Literal question</b>	Did you listen to any of these programmes? how many programmes would you say that you listened to?		
<b>Interviewer's instructions</b>	Siste spørsmål stilles hvis ja på det første spørsmålet.		
<b>Concepts</b>	Politics, Political participation		
<b>Value</b>	<b>Label</b>	<b>Cases</b>	<b>Percentage</b>
0	None.	1265	74.9%
1	Less than 1 pr.Week	27	1.6%
2	1-2 pr.Week	163	9.7%
3	3-4 pr.Week	146	8.6%
4	5-6 pr.Week	45	2.7%
5	7-9 pr.Week	42	2.5%
8	Do not remember	42	
9	Unanswered	0	
<i>Warning: these figures indicate the number of cases found in the data file. They cannot be interpreted as summary statistics of the population of interest.</i>			
<b># v213: Which parties were questioned?</b>			
<b>Information</b>	[Type= discrete] [Format=numeric] [Range= 1-9] [Missing=*]		

<b># v213: Which parties were questioned?</b>			
<b>Statistics [NW/ W]</b>	[Valid=1730 /-] [Invalid=0 /-]		
<b>Literal question</b>	Do you remember which parties were questioned? ... A. Dna		
<b>Concepts</b>	Politics, Political participation		
<b>Value</b>	<b>Label</b>	<b>Cases</b>	<b>Percentage</b>
1	Arbeiderpartiet	146	 8.4%
9		1584	 91.6%
<i>Warning: these figures indicate the number of cases found in the data file. They cannot be interpreted as summary statistics of the population of interest.</i>			
<b># v214: Which parties were questioned?</b>			
<b>Information</b>	[Type= discrete] [Format=numeric] [Range= 1-9] [Missing=*]		
<b>Statistics [NW/ W]</b>	[Valid=1730 /-] [Invalid=0 /-]		
<b>Literal question</b>	Do you remember which parties were questioned? ... B. Dnf		
<b>Concepts</b>	Politics, Political participation		
<b>Value</b>	<b>Label</b>	<b>Cases</b>	<b>Percentage</b>
1	Det nye folkepartiet	69	 4.0%
9		1661	 96.0%
<i>Warning: these figures indicate the number of cases found in the data file. They cannot be interpreted as summary statistics of the population of interest.</i>			
<b># v215: Which parties were questioned?</b>			
<b>Information</b>	[Type= discrete] [Format=numeric] [Range= 1-9] [Missing=*]		
<b>Statistics [NW/ W]</b>	[Valid=1730 /-] [Invalid=0 /-]		
<b>Literal question</b>	Do you remember which parties were questioned? ... C. Fp (alp)		
<b>Concepts</b>	Politics, Political participation		
<b>Value</b>	<b>Label</b>	<b>Cases</b>	<b>Percentage</b>
1	Fremskrittspartiet	71	 4.1%
9		1659	 95.9%
<i>Warning: these figures indicate the number of cases found in the data file. They cannot be interpreted as summary statistics of the population of interest.</i>			
<b># v216: Which parties were questioned?</b>			
<b>Information</b>	[Type= discrete] [Format=numeric] [Range= 1-9] [Missing=*]		
<b>Statistics [NW/ W]</b>	[Valid=1730 /-] [Invalid=0 /-]		
<b>Literal question</b>	Do you remember which parties were questioned? ... D. H		
<b>Concepts</b>	Politics, Political participation		
<b>Value</b>	<b>Label</b>	<b>Cases</b>	<b>Percentage</b>
1	Høyre	137	 7.9%
9		1593	 92.1%
<i>Warning: these figures indicate the number of cases found in the data file. They cannot be interpreted as summary statistics of the population of interest.</i>			
<b># v217: Which parties were questioned?</b>			
<b>Information</b>	[Type= discrete] [Format=numeric] [Range= 1-9] [Missing=*]		
<b>Statistics [NW/ W]</b>	[Valid=1730 /-] [Invalid=0 /-]		

<b># v217: Which parties were questioned?</b>			
<b>Literal question</b>	Do you remember which parties were questioned? ... E. Krf		
<b>Concepts</b>	Politics, Political participation		
<b>Value</b>	<b>Label</b>	<b>Cases</b>	<b>Percentage</b>
1	Kristelig folkeparti	102	5.9%
9		1628	94.1%
<i>Warning: these figures indicate the number of cases found in the data file. They cannot be interpreted as summary statistics of the population of interest.</i>			
<b># v218: Which parties were questioned?</b>			
<b>Information</b>	[Type= discrete] [Format=numeric] [Range= 1-9] [Missing=*]		
<b>Statistics [NW/ W]</b>	[Valid=1730 /-] [Invalid=0 /-]		
<b>Literal question</b>	Do you remember which parties were questioned? ... F. Nkp		
<b>Concepts</b>	Politics, Political participation		
<b>Value</b>	<b>Label</b>	<b>Cases</b>	<b>Percentage</b>
1	N.Kommunistiske part	70	4.0%
9		1660	96.0%
<i>Warning: these figures indicate the number of cases found in the data file. They cannot be interpreted as summary statistics of the population of interest.</i>			
<b># v219: Which parties were questioned?</b>			
<b>Information</b>	[Type= discrete] [Format=numeric] [Range= 1-9] [Missing=*]		
<b>Statistics [NW/ W]</b>	[Valid=1730 /-] [Invalid=0 /-]		
<b>Literal question</b>	Do you remember which parties were questioned? ... G. Rv		
<b>Concepts</b>	Politics, Political participation		
<b>Value</b>	<b>Label</b>	<b>Cases</b>	<b>Percentage</b>
1	Rød valgallianse	36	2.1%
9		1694	97.9%
<i>Warning: these figures indicate the number of cases found in the data file. They cannot be interpreted as summary statistics of the population of interest.</i>			
<b># v220: Which parties were questioned?</b>			
<b>Information</b>	[Type= discrete] [Format=numeric] [Range= 1-9] [Missing=*]		
<b>Statistics [NW/ W]</b>	[Valid=1730 /-] [Invalid=0 /-]		
<b>Literal question</b>	Do you remember which parties were questioned? ... H. Sp		
<b>Concepts</b>	Politics, Political participation		
<b>Value</b>	<b>Label</b>	<b>Cases</b>	<b>Percentage</b>
1	Senterpartiet	103	6.0%
9		1627	94.0%
<i>Warning: these figures indicate the number of cases found in the data file. They cannot be interpreted as summary statistics of the population of interest.</i>			
<b># v221: Which parties were questioned?</b>			
<b>Information</b>	[Type= discrete] [Format=numeric] [Range= 1-9] [Missing=*]		
<b>Statistics [NW/ W]</b>	[Valid=1730 /-] [Invalid=0 /-]		
<b>Literal question</b>	Do you remember which parties were questioned?		

<b># v221: Which parties were questioned?</b>			
	... I. Sv		
<b>Concepts</b>	Politics, Political participation		
<b>Value</b>	<b>Label</b>	<b>Cases</b>	<b>Percentage</b>
1	Sosialistisk venstrp	93	5.4%
9		1637	94.6%
<i>Warning: these figures indicate the number of cases found in the data file. They cannot be interpreted as summary statistics of the population of interest.</i>			
<b># v222: Which parties were questioned?</b>			
<b>Information</b>	[Type= discrete] [Format=numeric] [Range= 1-9] [Missing=*]		
<b>Statistics [NW/ W]</b>	[Valid=1730 /-] [Invalid=0 /-]		
<b>Literal question</b>	Do you remember which parties were questioned? ... J. V		
<b>Concepts</b>	Politics, Political participation		
<b>Value</b>	<b>Label</b>	<b>Cases</b>	<b>Percentage</b>
1	Venstre	74	4.3%
9		1656	95.7%
<i>Warning: these figures indicate the number of cases found in the data file. They cannot be interpreted as summary statistics of the population of interest.</i>			
<b># v223: Do not remember</b>			
<b>Information</b>	[Type= discrete] [Format=numeric] [Range= 1-9] [Missing=*]		
<b>Statistics [NW/ W]</b>	[Valid=1730 /-] [Invalid=0 /-]		
<b>Literal question</b>	Do you remember which parties were questioned? ... K. Do not remember		
<b>Concepts</b>	Politics, Political participation		
<b>Value</b>	<b>Label</b>	<b>Cases</b>	<b>Percentage</b>
1	Do not remember	182	10.5%
9		1548	89.5%
<i>Warning: these figures indicate the number of cases found in the data file. They cannot be interpreted as summary statistics of the population of interest.</i>			
<b># v224: Did you listen to "kveldstime med partiformann"?</b>			
<b>Information</b>	[Type= discrete] [Format=numeric] [Range= 1-9] [Missing=*/8]		
<b>Statistics [NW/ W]</b>	[Valid=1688 /-] [Invalid=42 /-]		
<b>Pre-question</b>	Furthermore, the programme series "kveldstime med partiformannen" was broadcasted on radio on Mondays, Tuesdays, Wednesdays and Thursdays from 22.30 - 23.30.		
<b>Literal question</b>	Did you listen to any of the programmes in this series?		
<b>Concepts</b>	Politics, Political participation		
<b>Value</b>	<b>Label</b>	<b>Cases</b>	<b>Percentage</b>
1	Yes	245	14.5%
2	No	1443	85.5%
8	Do not remember	42	
9	Not answered	0	
<i>Warning: these figures indicate the number of cases found in the data file. They cannot be interpreted as summary statistics of the population of interest.</i>			
<b># v225: Which of the programmes did you listen to?</b>			
<b>Information</b>	[Type= discrete] [Format=numeric] [Range= 1-9] [Missing=*/8]		











# v225: Which of the programmes did you listen to?			
<b>Statistics [NW/ W]</b>	[Valid=223 /-] [Invalid=1507 /-]		
<b>Literal question</b>	Which of these programmes did you listen to? ... A. Høyre with erling norvik broadcasted thursday the 25th of august		
<b>Interviewer's instructions</b>	Vis kort 11 og les opp navnet på parti og deltaker i det første opptaket. Deretter leser de bare opp partinavnene.		
<b>Concepts</b>	Politics, Political participation		
Value	Label	Cases	Percentage
1	Yes	135	60.5%
2	No	88	39.5%
8	Do not remember	1507	
9	Io not relevant	0	
<i>Warning: these figures indicate the number of cases found in the data file. They cannot be interpreted as summary statistics of the population of interest.</i>			
# v226: Which of the programmes did you listen to?			
<b>Information</b>	[Type= discrete] [Format=numeric] [Range= 1-9] [Missing=*/8]		
<b>Statistics [NW/ W]</b>	[Valid=215 /-] [Invalid=1515 /-]		
<b>Literal question</b>	Which of these programmes did you listen to? ... B. Fremskrittspartiet with arve lønnum broadcasted monday the 29th of august.		
<b>Interviewer's instructions</b>	Vis kort 11 og les opp navnet på parti og deltaker i det første opptaket. Deretter leser de bare opp partinavnene.		
<b>Concepts</b>	Politics, Political participation		
Value	Label	Cases	Percentage
1	Yes	79	36.7%
2	No	136	63.3%
8	Do not remember	1515	
9	Io not relevant	0	
<i>Warning: these figures indicate the number of cases found in the data file. They cannot be interpreted as summary statistics of the population of interest.</i>			
# v227: Which of the programmes did you listen to?			
<b>Information</b>	[Type= discrete] [Format=numeric] [Range= 1-9] [Missing=*/8]		
<b>Statistics [NW/ W]</b>	[Valid=217 /-] [Invalid=1513 /-]		
<b>Literal question</b>	Which of these programmes did you listen to? ... C. Det nye folkepartiet with magne lerheim broadcasted tuesday the 30th of august.		
<b>Interviewer's instructions</b>	Vis kort 11 og les opp navnet på parti og deltaker i det første opptaket. Deretter leser de bare opp partinavnene.		
<b>Concepts</b>	Politics, Political participation		
Value	Label	Cases	Percentage
1	Yes	84	38.7%
2	No	133	61.3%
8	Do not remember	1513	
9	Io not relevant	0	
<i>Warning: these figures indicate the number of cases found in the data file. They cannot be interpreted as summary statistics of the population of interest.</i>			
# v228: Which of the programmes did you listen to?			
<b>Information</b>	[Type= discrete] [Format=numeric] [Range= 1-9] [Missing=*/8]		
<b>Statistics [NW/ W]</b>	[Valid=226 /-] [Invalid=1504 /-]		
<b>Literal question</b>	Which of these programmes did you listen to?		

<b># v228: Which of the programmes did you listen to?</b>			
	... D. Arbeiderpartiet with reidulf steen broadcasted wednesday the 31st of august.		
<b>Interviewer's instructions</b>	Vis kort 11 og les opp navnet på parti og deltaker i det første opptaket. Deretter leser de bare opp partinavnene.		
<b>Concepts</b>	Politics, Political participation		
<b>Value</b>	<b>Label</b>	<b>Cases</b>	<b>Percentage</b>
1	Yes	137	60.6%
2	No	89	39.4%
8	Do not remember	1504	
9	Io not relevant	0	
<i>Warning: these figures indicate the number of cases found in the data file. They cannot be interpreted as summary statistics of the population of interest.</i>			
<b># v229: Which of the programmes did you listen to?</b>			
<b>Information</b>	[Type= discrete] [Format=numeric] [Range= 1-9] [Missing=*/8]		
<b>Statistics [NW/ W]</b>	[Valid=217 /-] [Invalid=1513 /-]		
<b>Literal question</b>	Which of these programmes did you listen to?  ... E. Norges kommunistiske parti with martin gunnar knutsen broadcasted thursday the 1st of august.		
<b>Interviewer's instructions</b>	Vis kort 11 og les opp navnet på parti og deltaker i det første opptaket. Deretter leser de bare opp partinavnene.		
<b>Concepts</b>	Politics, Political participation		
<b>Value</b>	<b>Label</b>	<b>Cases</b>	<b>Percentage</b>
1	Yes	81	37.3%
2	No	136	62.7%
8	Do not remember	1513	
9	Io not relevant	0	
<i>Warning: these figures indicate the number of cases found in the data file. They cannot be interpreted as summary statistics of the population of interest.</i>			
<b># v230: Which of the programmes did you listen to?</b>			
<b>Information</b>	[Type= discrete] [Format=numeric] [Range= 1-9] [Missing=*/8]		
<b>Statistics [NW/ W]</b>	[Valid=223 /-] [Invalid=1507 /-]		
<b>Literal question</b>	Which of these programmes did you listen to?  ... F. Kristelig folkeparti with lars korvald broadcasted monday the 5th of september.		
<b>Interviewer's instructions</b>	Vis kort 11 og les opp navnet på parti og deltaker i det første opptaket. Deretter leser de bare opp partinavnene.		
<b>Concepts</b>	Politics, Political participation		
<b>Value</b>	<b>Label</b>	<b>Cases</b>	<b>Percentage</b>
1	Yes	120	53.8%
2	No	103	46.2%
8	Do not remember	1507	
9	Io not relevant	0	
<i>Warning: these figures indicate the number of cases found in the data file. They cannot be interpreted as summary statistics of the population of interest.</i>			
<b># v231: Which of the programmes did you listen to?</b>			
<b>Information</b>	[Type= discrete] [Format=numeric] [Range= 1-9] [Missing=*/8]		
<b>Statistics [NW/ W]</b>	[Valid=220 /-] [Invalid=1510 /-]		
<b>Literal question</b>	Which of these programmes did you listen to?  ... G. Senterpartiet with gunnar stålsett broadcasted tuesday the 6th of september.		
<b>Interviewer's instructions</b>	Vis kort 11 og les opp navnet på parti og deltaker i det første opptaket. Deretter leser de bare opp partinavnene.		

<b># v231: Which of the programmes did you listen to?</b>			
<b>Concepts</b>		Politics, Political participation	
<b>Value</b>	<b>Label</b>	<b>Cases</b>	<b>Percentage</b>
1	Yes	103	46.8%
2	No	117	53.2%
8	Do not remember	1510	
9	Io not relevant	0	
<i>Warning: these figures indicate the number of cases found in the data file. They cannot be interpreted as summary statistics of the population of interest.</i>			
<b># v232: Which of the programmes did you listen to?</b>			
<b>Information</b>		[Type= discrete] [Format=numeric] [Range= 1-9] [Missing=* /8]	
<b>Statistics [NW/ W]</b>		[Valid=226 /-] [Invalid=1504 /-]	
<b>Literal question</b>		Which of these programmes did you listen to?  ... H. Sosialistisk venstreparti with berge furre broadcasted wednesday the 7th of september.	
<b>Interviewer's instructions</b>		Vis kort 11 og les opp navnet på parti og deltaker i det første opptaket. Deretter leser de bare opp partinavnene.	
<b>Concepts</b>		Politics, Political participation	
<b>Value</b>	<b>Label</b>	<b>Cases</b>	<b>Percentage</b>
1	Yes	120	53.1%
2	No	106	46.9%
8	Do not remember	1504	
9	Io not relevant	0	
<i>Warning: these figures indicate the number of cases found in the data file. They cannot be interpreted as summary statistics of the population of interest.</i>			
<b># v233: Which of the programmes did you listen to?</b>			
<b>Information</b>		[Type= discrete] [Format=numeric] [Range= 1-9] [Missing=* /8]	
<b>Statistics [NW/ W]</b>		[Valid=219 /-] [Invalid=1511 /-]	
<b>Literal question</b>		Which of these programmes did you listen to?  ... I. Venstre with hans hammond rossbach broadcasted thursday the 8th of september.	
<b>Interviewer's instructions</b>		Vis kort 11 og les opp navnet på parti og deltaker i det første opptaket. Deretter leser de bare opp partinavnene.	
<b>Concepts</b>		Politics, Political participation	
<b>Value</b>	<b>Label</b>	<b>Cases</b>	<b>Percentage</b>
1	Yes	85	38.8%
2	No	134	61.2%
8	Do not remember	1511	
9	Io not relevant	0	
<i>Warning: these figures indicate the number of cases found in the data file. They cannot be interpreted as summary statistics of the population of interest.</i>			
<b># v234: Did you listen to "regionale telefonvakter"?</b>			
<b>Information</b>		[Type= discrete] [Format=numeric] [Range= 0-9] [Missing=* /8]	
<b>Statistics [NW/ W]</b>		[Valid=1682 /-] [Invalid=48 /-]	
<b>Pre-question</b>		Finally, several district offices arranged "regional telephone watches" every tuesday and thursday from 17.15 - 18.00.	
<b>Literal question</b>		Did you listen to any of these programmes? how many did you listen to?	
<b>Interviewer's instructions</b>		Andre spørsmål stilles hvis ja på det første.	
<b>Concepts</b>		Politics, Political participation	

<b># v234: Did you listen to "regionale telefonvakter"?</b>			
<b>Value</b>	<b>Label</b>	<b>Cases</b>	<b>Percentage</b>
0	None	1052	62.5%
1	Less than one 1 progr.	40	2.4%
2	Listened to 1-2 progr.	276	16.4%
3	Listened to 3-4 progr.	250	14.9%
4	Listened to 5-6 progr.	64	3.8%
8	Do not remember	48	
9	Unanswered	0	
<i>Warning: these figures indicate the number of cases found in the data file. They cannot be interpreted as summary statistics of the population of interest.</i>			
<b># v235: Did you watch the electoral coverage on tv on election night?</b>			
<b>Information</b>	[Type= discrete] [Format=numeric] [Range= 1-2] [Missing=*]		
<b>Statistics [NW/ W]</b>	[Valid=1730 /-] [Invalid=0 /-]		
<b>Literal question</b>	Did you watch the election coverage on television on the evening/night of the election?		
<b>Concepts</b>	Politics, Political participation		
<b>Value</b>	<b>Label</b>	<b>Cases</b>	<b>Percentage</b>
1	Yes	1373	79.4%
2	No	357	20.6%
<i>Warning: these figures indicate the number of cases found in the data file. They cannot be interpreted as summary statistics of the population of interest.</i>			
<b># v236: For how long did you watch the electoral coverage?</b>			
<b>Information</b>	[Type= discrete] [Format=numeric] [Range= 0-9] [Missing=*]/8]		
<b>Statistics [NW/ W]</b>	[Valid=1368 /-] [Invalid=362 /-]		
<b>Literal question</b>	For how long did you watch the election coverage on television?		
<b>Concepts</b>	Politics, Political participation		
<b>Value</b>	<b>Label</b>	<b>Cases</b>	<b>Percentage</b>
0	Stopped before 23 pm	206	15.1%
1	Stopped 23-23.59	295	21.6%
2	Stopped 00-00.59	228	16.7%
3	Stopped 01-01.59	228	16.7%
4	Stopped 02-02.59	217	15.9%
5	Stopped after 03 am	194	14.2%
8	Do not remember	362	
9	Io not relevant	0	
<i>Warning: these figures indicate the number of cases found in the data file. They cannot be interpreted as summary statistics of the population of interest.</i>			
<b># v237: Did you listen to the radios electoral coverage?</b>			
<b>Information</b>	[Type= discrete] [Format=numeric] [Range= 1-2] [Missing=*]/9]		
<b>Statistics [NW/ W]</b>	[Valid=1728 /-] [Invalid=2 /-]		
<b>Literal question</b>	Did you listen to the elecion coverage in the radio on the night/evening of the election?		
<b>Concepts</b>	Politics, Political participation		
<b>Value</b>	<b>Label</b>	<b>Cases</b>	<b>Percentage</b>
1	Yes	146	8.4%
2	No	1582	91.6%
9	Unanswered	2	
<i>Warning: these figures indicate the number of cases found in the data file. They cannot be interpreted as summary statistics of the population of interest.</i>			

<b># v238: For how long did you listen to the electoral coverage?</b>			
<b>Information</b>	[Type= discrete] [Format=numeric] [Range= 0-9] [Missing=* /8]		
<b>Statistics [NW/ W]</b>	[Valid=139 /-] [Invalid=1591 /-]		
<b>Literal question</b>	For how long did you listen to the election coverage on the radio?		
<b>Concepts</b>	Politics, Political participation		
<b>Value</b>	<b>Label</b>	<b>Cases</b>	<b>Percentage</b>
0	Stopped before 23 pm	32	 23.0%
1	Stopped 23-23.59	32	 23.0%
2	Stopped 00-00.59	37	 26.6%
3	Stopped 01-01.59	38	 27.3%
4	Stopped 02-02.59	0	
5	Stopped after 03 am	0	
8	Do not remember	1591	
9	Io not relevant	0	
<i>Warning: these figures indicate the number of cases found in the data file. They cannot be interpreted as summary statistics of the population of interest.</i>			
<b># v239: Did you watch comm. From 7-8 the day after?</b>			
<b>Information</b>	[Type= discrete] [Format=numeric] [Range= 0-9] [Missing=* /8]		
<b>Statistics [NW/ W]</b>	[Valid=1711 /-] [Invalid=19 /-]		
<b>Pre-question</b>	The day after the election several reports and comments about the election was broadcasted on television.		
<b>Literal question</b>	I will now read the times of these programmes and for each of them i would like to know if you watched them? ... A. 7.00-8.00		
<b>Concepts</b>	Politics, Political participation		
<b>Value</b>	<b>Label</b>	<b>Cases</b>	<b>Percentage</b>
0	Did not watch program	1397	 81.6%
1	Watched program	314	 18.4%
8	Do not remember	19	
9	Unanswered	0	
<i>Warning: these figures indicate the number of cases found in the data file. They cannot be interpreted as summary statistics of the population of interest.</i>			
<b># v240: Did you watch comm. From 13-15 the day after?</b>			
<b>Information</b>	[Type= discrete] [Format=numeric] [Range= 0-9] [Missing=* /8]		
<b>Statistics [NW/ W]</b>	[Valid=1691 /-] [Invalid=39 /-]		
<b>Pre-question</b>	The day after the election several reports and comments about the election was broadcasted on television.		
<b>Literal question</b>	I will now read the times of these programmes and for each of them i would like to know if you watched them? ... B. 13.00-15.00		
<b>Concepts</b>	Politics, Political participation		
<b>Value</b>	<b>Label</b>	<b>Cases</b>	<b>Percentage</b>
0	Did not watch program	1430	 84.6%
1	Watched program	261	 15.4%
8	Do not remember	39	
9	Unanswered	0	
<i>Warning: these figures indicate the number of cases found in the data file. They cannot be interpreted as summary statistics of the population of interest.</i>			
<b># v241: Did you watch comm. From 17-17.45 the day after?</b>			
<b>Information</b>	[Type= discrete] [Format=numeric] [Range= 0-9] [Missing=* /8]		

<b># v241: Did you watch comm. From 17-17.45 the day after?</b>			
<b>Statistics [NW/ W]</b>	[Valid=1648 /-] [Invalid=82 /-]		
<b>Pre-question</b>	The day after the election several reports and comments about the election was broadcasted on television.		
<b>Literal question</b>	I will now read the times of these programmes and for each of them i would like to know if you watched them? ... C. 17.00-17.45		
<b>Concepts</b>	Politics, Political participation		
<b>Value</b>	<b>Label</b>	<b>Cases</b>	<b>Percentage</b>
0	Did not watch program	1179	71.5%
1	Watched program	469	28.5%
8	Do not remember	82	
9	Unanswered	0	
<i>Warning: these figures indicate the number of cases found in the data file. They cannot be interpreted as summary statistics of the population of interest.</i>			
<b># v242: Did you see the extended dagsrevyen?</b>			
<b>Information</b>	[Type= discrete] [Format=numeric] [Range= 0-9] [Missing=* /8]		
<b>Statistics [NW/ W]</b>	[Valid=1665 /-] [Invalid=65 /-]		
<b>Pre-question</b>	The day after the election several reports and comments about the election was broadcasted on television.		
<b>Literal question</b>	I will now read the times of these programmes and for each of them i would like to know if you watched them? ... D. An extended version of "dagsrevyen" from 19.30 - 20.30		
<b>Concepts</b>	Politics, Political participation		
<b>Value</b>	<b>Label</b>	<b>Cases</b>	<b>Percentage</b>
0	Did not watch program	529	31.8%
1	Watched program	1136	68.2%
8	Do not remember	65	
9	Unanswered	0	
<i>Warning: these figures indicate the number of cases found in the data file. They cannot be interpreted as summary statistics of the population of interest.</i>			
<b># v243: Did you listen to the comm. From 5-8 ?</b>			
<b>Information</b>	[Type= discrete] [Format=numeric] [Range= 0-9] [Missing=* /8]		
<b>Statistics [NW/ W]</b>	[Valid=1695 /-] [Invalid=35 /-]		
<b>Pre-question</b>	The day after the election, the radio also broadcasted reports and comments about the election.		
<b>Literal question</b>	Which of these programmes did you listen to? ... A. 05.00-08.00		
<b>Concepts</b>	Politics, Political participation		
<b>Value</b>	<b>Label</b>	<b>Cases</b>	<b>Percentage</b>
0	Did not listen	1239	73.1%
1	Listened to the program	456	26.9%
8	Do not remember	35	
9	Unanswered	0	
<i>Warning: these figures indicate the number of cases found in the data file. They cannot be interpreted as summary statistics of the population of interest.</i>			
<b># v244: Did you listen to the comm. From 10-10.15?</b>			
<b>Information</b>	[Type= discrete] [Format=numeric] [Range= 0-9] [Missing=* /8]		
<b>Statistics [NW/ W]</b>	[Valid=1619 /-] [Invalid=111 /-]		
<b>Pre-question</b>	The day after the election, the radio also broadcasted reports and comments about the election.		
<b>Literal question</b>	Which of these programmes did you listen to?		

<b># v244: Did you listen to the comm. From 10-10.15?</b>			
	... B. 10.00-10.15		
<b>Concepts</b>	Politics, Political participation		
<b>Value</b>	<b>Label</b>	<b>Cases</b>	<b>Percentage</b>
0	Did not listen	1319	81.5%
1	Listened to the program	300	18.5%
8	Do not remember	111	
9	Unanswered	0	
<i>Warning: these figures indicate the number of cases found in the data file. They cannot be interpreted as summary statistics of the population of interest.</i>			
<b># v245: Did you listen to the comm. From 12.30-13.05 ?</b>			
<b>Information</b>	[Type= discrete] [Format=numeric] [Range= 0-9] [Missing=* /8]		
<b>Statistics [NW/ W]</b>	[Valid=1616 /-] [Invalid=114 /-]		
<b>Pre-question</b>	The day after the election, the radio also broadcasted reports and comments about the election.		
<b>Literal question</b>	Which of these programmes did you listen to? ... C. 12.30-13.05		
<b>Concepts</b>	Politics, Political participation		
<b>Value</b>	<b>Label</b>	<b>Cases</b>	<b>Percentage</b>
0	Did not listen	1168	72.3%
1	Listened to the program	448	27.7%
8	Do not remember	114	
9	Unanswered	0	
<i>Warning: these figures indicate the number of cases found in the data file. They cannot be interpreted as summary statistics of the population of interest.</i>			
<b># v246: Did you listen to an extended "aktuell" broadcast?</b>			
<b>Information</b>	[Type= discrete] [Format=numeric] [Range= 0-9] [Missing=* /8]		
<b>Statistics [NW/ W]</b>	[Valid=1564 /-] [Invalid=166 /-]		
<b>Pre-question</b>	The day after the election, the radio also broadcasted reports and comments about the election.		
<b>Literal question</b>	Which of these programmes did you listen to? ... D. An extended "aktuell" broadcast from 18.30-19.30		
<b>Concepts</b>	Politics, Political participation		
<b>Value</b>	<b>Label</b>	<b>Cases</b>	<b>Percentage</b>
0	Did not listen to the program	1222	78.1%
1	Listened to the program	342	21.9%
8	Do not remember	166	
9	Unanswered	0	
<i>Warning: these figures indicate the number of cases found in the data file. They cannot be interpreted as summary statistics of the population of interest.</i>			
<b># v247: How do you evaluate the information on television?</b>			
<b>Information</b>	[Type= discrete] [Format=numeric] [Range= 1-9] [Missing=* /8]		
<b>Statistics [NW/ W]</b>	[Valid=1571 /-] [Invalid=159 /-]		
<b>Pre-question</b>	We would like to know your opinion on the programmes which have been broadcasted on television and radio. Let us begin with television.		
<b>Literal question</b>	Do you think that the television has had too much information on the election, to little information, or do you think it has been a sufficient amount?		
<b>Concepts</b>	Politics, Political participation		

<b># v247: How do you evaluate the information on television?</b>			
Value	Label	Cases	Percentage
1	Too much info	547	34.8%
2	Appropriate amount	999	63.6%
3	Too little info	25	1.6%
8	Do not know	159	
9	Unanswered	0	
<i>Warning: these figures indicate the number of cases found in the data file. They cannot be interpreted as summary statistics of the population of interest.</i>			
<b># v248: How do you evaluate the information on the radio?</b>			
<b>Information</b>	[Type= discrete] [Format=numeric] [Range= 1-9] [Missing=*/8]		
<b>Statistics [NW/ W]</b>	[Valid=949 /-] [Invalid=781 /-]		
<b>Literal question</b>	What about the electoral coverage of the radio? do you think the radio has had too much information on the election, to little information, or a sufficient amount of information?		
<b>Concepts</b>	Politics, Political participation		
Value	Label	Cases	Percentage
1	Too much info	300	31.6%
2	Appropriate amount	634	66.8%
3	Too little info	15	1.6%
8	Do not know	781	
9	Unanswered	0	
<i>Warning: these figures indicate the number of cases found in the data file. They cannot be interpreted as summary statistics of the population of interest.</i>			
<b># v249: How often did you discuss the election?</b>			
<b>Information</b>	[Type= discrete] [Format=numeric] [Range= 1-9] [Missing=*/8]		
<b>Statistics [NW/ W]</b>	[Valid=1719 /-] [Invalid=11 /-]		
<b>Pre-question</b>	We would like to know whether you have participated in any political discussions or conversations before the election this year. How often did you talk about the election with family, friends or acquaintances.		
<b>Literal question</b>	Would you say every day, a couple of times a week, rarer or never?		
<b>Interviewer's instructions</b>	If daily, a couple of times a week or rarer, go to question 80 if never or do not remember, do not want to say, go to question 83		
<b>Concepts</b>	Politics, Political participation		
Value	Label	Cases	Percentage
1	Daily	426	24.8%
2	A couple times a week	451	26.2%
3	More seldom	467	27.2%
4	Never	375	21.8%
8	Do not remember	11	
9	Unanswered	0	
<i>Warning: these figures indicate the number of cases found in the data file. They cannot be interpreted as summary statistics of the population of interest.</i>			
<b># v250: Do others start to talk about politics?</b>			
<b>Information</b>	[Type= discrete] [Format=numeric] [Range= 1-9] [Missing=*/8]		
<b>Statistics [NW/ W]</b>	[Valid=1322 /-] [Invalid=408 /-]		
<b>Literal question</b>	Would you say that others normally start talking about politics, or do you normally start? which of the answers on this card fits the best for you?		
<b>Interviewer's instructions</b>	Show card 12		
<b>Concepts</b>	Politics, Political participation		



**# v250: Do others start to talk about politics?**

Value	Label	Cases	Percentage
1	Never start myself	394	29.8%
2	Sometimes start myself	858	64.9%
3	Usually start myself	57	4.3%
4	Always begin myself	13	1.0%
8	Do not know	408	
9	Io not relevant	0	

*Warning: these figures indicate the number of cases found in the data file. They cannot be interpreted as summary statistics of the population of interest.*

<b># v251: Did anyone convince you to vote for a party?</b>			
<b>Information</b>	[Type= discrete] [Format=numeric] [Range= 1-9] [Missing=*/8]		
<b>Statistics [NW/ W]</b>	[Valid=1341 /-] [Invalid=389 /-]		
<b>Literal question</b>	Did any of those you talked to try to make you vote for a certain party?		
<b>Concepts</b>	Politics, Political participation		
<b>Value</b>	<b>Label</b>	<b>Cases</b>	<b>Percentage</b>
1	Yes	321	23.9%
5	No	1020	76.1%
8	Remember/do not want to	389	
9	Io not relevant	0	
<i>Warning: these figures indicate the number of cases found in the data file. They cannot be interpreted as summary statistics of the population of interest.</i>			
<b># v252: Did you try to convince someone to vote for a party?</b>			
<b>Information</b>	[Type= discrete] [Format=numeric] [Range= 1-9] [Missing=*/8]		
<b>Statistics [NW/ W]</b>	[Valid=1343 /-] [Invalid=387 /-]		
<b>Literal question</b>	Was it the other way around, did you try to make someone vote for a certain party?		
<b>Concepts</b>	Politics, Political participation		
<b>Value</b>	<b>Label</b>	<b>Cases</b>	<b>Percentage</b>
1	Yes	271	20.2%
5	No	1072	79.8%
8	Remember/do not want to	387	
9	Io not relevant	0	
<i>Warning: these figures indicate the number of cases found in the data file. They cannot be interpreted as summary statistics of the population of interest.</i>			
<b># v253: What gives the most correct picture-most important</b>			
<b>Information</b>	[Type= discrete] [Format=numeric] [Range= 1-9] [Missing=*/8]		
<b>Statistics [NW/ W]</b>	[Valid=1615 /-] [Invalid=115 /-]		
<b>Pre-question</b>	People can aquire knowledge about politics and society in many different ways: for ex. Trough the radio, newspapers, television, magazines, friends and co-workers.		
<b>Literal question</b>	Which of these sources do you think gives the most correct picture of what is happening: radio, newspapers, television, magazines, friends and co-workers, og meetings in parties and organizations?  ... A. Most important alternative		
<b>Interviewer's instructions</b>	Show card 13 mark the most important and the second most important		
<b>Concepts</b>	Politics, Political participation		
<b>Value</b>	<b>Label</b>	<b>Cases</b>	<b>Percentage</b>
1	Radio	185	11.5%
2	Newspapers	519	32.1%
3	Tv	697	43.2%
4	Magasines	62	3.8%
5	Friends/colleg.	77	4.8%
6	Meetings in party/org.	75	4.6%
8	Do not know	115	
9	Just one source	0	
<i>Warning: these figures indicate the number of cases found in the data file. They cannot be interpreted as summary statistics of the population of interest.</i>			

<b># v254: What gives the most important picture-second most important</b>			
<b>Information</b>	[Type= discrete] [Format=numeric] [Range= 0-9] [Missing=* /8]		
<b>Statistics [NW/ W]</b>	[Valid=1487 /-] [Invalid=243 /-]		
<b>Pre-question</b>	People can aquire knowledge about politics and society in many different ways: for ex. Trough the radio, newspapers, television, magazines, friends and co-workers.		
<b>Literal question</b>	Which of these sources do you think gives the most correct picture of what is happening: radio, newspapers, television, magazines, friends and co-workers, og meetings in parties and organizations?  ... B. Second most important alternative		
<b>Interviewer's instructions</b>	Show card 13 mark the most important and the second most important		
<b>Concepts</b>	Politics, Political participation		
<b>Value</b>	<b>Label</b>	<b>Cases</b>	<b>Percentage</b>
0		1	0.1%
1	Radio	293	19.7%
2	Newspapers	490	33.0%
3	Tv	433	29.1%
4	Magasines	111	7.5%
5	Friends/colleg.	109	7.3%
6	Meetings in party/org.	50	3.4%
8	Do not know	243	
9	Just one source	0	
<i>Warning: these figures indicate the number of cases found in the data file. They cannot be interpreted as summary statistics of the population of interest.</i>			
<b># v255: Did you vote at the election?</b>			
<b>Information</b>	[Type= discrete] [Format=numeric] [Range= 1-9] [Missing=* /8]		
<b>Statistics [NW/ W]</b>	[Valid=1723 /-] [Invalid=7 /-]		
<b>Literal question</b>	Did you vote at the election?		
<b>Interviewer's instructions</b>	If yes, go to question 85 if no or do not want to answer, go to question 89		
<b>Concepts</b>	Politics, Political participation		
<b>Value</b>	<b>Label</b>	<b>Cases</b>	<b>Percentage</b>
1	Yes	1541	89.4%
2	No	182	10.6%
8	Do not want to answer	7	
9	Unanswered	0	
<i>Warning: these figures indicate the number of cases found in the data file. They cannot be interpreted as summary statistics of the population of interest.</i>			
<b># v256: Was it easy to decide a party?</b>			
<b>Information</b>	[Type= discrete] [Format=numeric] [Range= 1-9] [Missing=* /8]		
<b>Statistics [NW/ W]</b>	[Valid=1540 /-] [Invalid=190 /-]		
<b>Pre-question</b>	Many people say that it was very easy to decide which party to vote for in this election, whilst others thought it was very difficult.		
<b>Literal question</b>	How was this decision for you, did you think it was easy, fairly easy, fairly difficult or very difficult?		
<b>Concepts</b>	Politics, Political participation		
<b>Value</b>	<b>Label</b>	<b>Cases</b>	<b>Percentage</b>
1	Very easy	880	57.1%
2	Fairly easy	369	24.0%

<b># v256: Was it easy to decide a party?</b>			
Value	Label	Cases	Percentage
4	Fairly difficult	210	13.6%
5	Very difficult	81	5.3%
8	Do not know	190	
9	Io not relevant	0	
<i>Warning: these figures indicate the number of cases found in the data file. They cannot be interpreted as summary statistics of the population of interest.</i>			
<b># v257: When did you decide?</b>			
<b>Information</b>	[Type= discrete] [Format=numeric] [Range= 1-9] [Missing=* /8]		
<b>Statistics [NW/ W]</b>	[Valid=1533 /-] [Invalid=197 /-]		
<b>Literal question</b>	When did you decide to vote for the party you chose - was it long before the election campaigns began, during the election campaigns, or was it right before the election day?		
<b>Concepts</b>	Politics, Political participation		
Value	Label	Cases	Percentage
1	Long before the campaign	1219	79.5%
2	During campaign	156	10.2%
3	Just before campaign	158	10.3%
8	Do not know	197	
9	Io not relevant	0	
<i>Warning: these figures indicate the number of cases found in the data file. They cannot be interpreted as summary statistics of the population of interest.</i>			
<b># v258: Which party or list did you vote for?</b>			
<b>Information</b>	[Type= discrete] [Format=numeric] [Range= 0-20] [Missing=* /99]		
<b>Statistics [NW/ W]</b>	[Valid=1520 /-] [Invalid=210 /-]		
<b>Literal question</b>	Which party or list did you vote for?		
<b>Interviewer's instructions</b>	If a joint list v/krf/dnf/h, go to question 89 if other alternatives, go to question 88		
<b>Concepts</b>	Politics, Political participation		
Value	Label	Cases	Percentage
0	Others	6	0.4%
10	Dna	675	44.4%
11	Dnf	18	1.2%
12	Fp	19	1.2%
13	H	356	23.4%
14	Krf	164	10.8%
15	Nkp	2	0.1%
16	Rv,akp	6	0.4%
17	Sp	126	8.3%
18	Sv	68	4.5%
19	V	41	2.7%
20	Joint list	39	2.6%
99	Do not want to answ.	210	
<i>Warning: these figures indicate the number of cases found in the data file. They cannot be interpreted as summary statistics of the population of interest.</i>			
<b># v259: With joint list-which party?</b>			
<b>Information</b>	[Type= discrete] [Format=numeric] [Range= 0-33] [Missing=* /99]		
<b>Statistics [NW/ W]</b>	[Valid=38 /-] [Invalid=1692 /-]		

<b># v259: With joint list-which party?</b>			
<b>Literal question</b>	If the parties on the joint list had run with individual lists, which of the parties on the joint list would you have voted for?		
<b>Concepts</b>	Politics, Political participation		
<b>Value</b>	<b>Label</b>	<b>Cases</b>	<b>Percentage</b>
0	Not voted	0	
11	Dnf	2	5.3%
13	H	3	7.9%
14	Krf	7	18.4%
17	Sp	12	31.6%
19	V	14	36.8%
33	None on the joint lists	0	
99	Knows, do not want to answ.	1692	
<i>Warning: these figures indicate the number of cases found in the data file. They cannot be interpreted as summary statistics of the population of interest.</i>			
<b># v260: Which party do you like the best?</b>			
<b>Information</b>	[Type= discrete] [Format=numeric] [Range= 10-99] [Missing=*/80]		
<b>Statistics [NW/ W]</b>	[Valid=1600 /-] [Invalid=130 /-]		
<b>Pre-question</b>	We would like to know what you think about the different parties in this country. Here i have a list of the ten most important parties.		
<b>Literal question</b>	Could you say which party you like the best, second best, and third best? ... A. Like the best		
<b>Interviewer's instructions</b>	Det er bare partiene som er ført opp nedenfor som skal avmerkes		
<b>Concepts</b>	Politics, Political participation		
<b>Value</b>	<b>Label</b>	<b>Cases</b>	<b>Percentage</b>
10	Dna	727	45.4%
11	Dnf	22	1.4%
12	Fp	20	1.2%
13	H	370	23.1%
14	Krf	172	10.8%
15	Nkp	3	0.2%
16	Rv	9	0.6%
17	Sp	136	8.5%
18	Sv	73	4.6%
19	V	68	4.2%
20	Io ranged only one	0	
30	Io ranged only two	0	
80	Io not ranged	130	
99	Unanswered	0	
<i>Warning: these figures indicate the number of cases found in the data file. They cannot be interpreted as summary statistics of the population of interest.</i>			
<b># v261: Which party do you like the second best?</b>			
<b>Information</b>	[Type= discrete] [Format=numeric] [Range= 10-99] [Missing=*/20]		
<b>Statistics [NW/ W]</b>	[Valid=1388 /-] [Invalid=342 /-]		
<b>Pre-question</b>	We would like to know what you think about the different parties in this country. Here i have a list of the ten most important parties.		
<b>Literal question</b>	Could you say which party you like the best, second best, and third best? ... B. Like the second best		

<b># v261: Which party do you like the second best?</b>			
<b>Interviewer's instructions</b>		Det er bare partiene som er ført opp nedenfor som skal avmerkes	
<b>Concepts</b>		Politics, Political participation	
<b>Value</b>	<b>Label</b>	<b>Cases</b>	<b>Percentage</b>
10	Dna	198	14.3%
11	Dnf	69	5.0%
12	Fp	59	4.3%
13	H	241	17.4%
14	Krf	326	23.5%
15	Nkp	15	1.1%
16	Rv	5	0.4%
17	Sp	187	13.5%
18	Sv	120	8.6%
19	V	168	12.1%
20	Io ranged only one	342	
30	Io ranged only two	0	
80	Io not ranged	0	
99	Unanswered	0	
<i>Warning: these figures indicate the number of cases found in the data file. They cannot be interpreted as summary statistics of the population of interest.</i>			
<b># v262: Which party do you like the third best?</b>			
<b>Information</b>		[Type= discrete] [Format=numeric] [Range= 10-99] [Missing=*/30]	
<b>Statistics [NW/ W]</b>		[Valid=1132 /-] [Invalid=598 /-]	
<b>Pre-question</b>		We would like to know what you think about the different parties in this country. Here i have a list of the ten most important parties.	
<b>Literal question</b>		Could you say which party you like the best, second best, and third best?  ... C. Like the third best	
<b>Interviewer's instructions</b>		Det er bare partiene som er ført opp nedenfor som skal avmerkes	
<b>Concepts</b>		Politics, Political participation	
<b>Value</b>	<b>Label</b>	<b>Cases</b>	<b>Percentage</b>
10	Dna	131	11.6%
11	Dnf	96	8.5%
12	Fp	59	5.2%
13	H	142	12.5%
14	Krf	197	17.4%
15	Nkp	21	1.9%
16	Rv	6	0.5%
17	Sp	242	21.4%
18	Sv	63	5.6%
19	V	175	15.5%
20	Io ranged only one	0	
30	Io ranged only two	598	
80	Io not ranged	0	
99	Unanswered	0	
<i>Warning: these figures indicate the number of cases found in the data file. They cannot be interpreted as summary statistics of the population of interest.</i>			

<b># v263: Which party do you like the least?</b>			
<b>Information</b>	[Type= discrete] [Format=numeric] [Range= 10-99] [Missing=*/80]		
<b>Statistics [NW/ W]</b>	[Valid=1546 /-] [Invalid=184 /-]		
<b>Pre-question</b>	We would also like to know which three parties you like the least.		
<b>Literal question</b>	That is, first the party you like the least, then the party you like the second least, then the party you like the third least. ... a. The least		
<b>Interviewer's instructions</b>	Det er bare partiene som er ført opp nedenfor som skal avmerkes vis kort 14		
<b>Concepts</b>	Politics, Political participation		
<b>Value</b>	<b>Label</b>	<b>Cases</b>	<b>Percentage</b>
10	Dna	9	0.6%
11	Dnf	3	0.2%
12	Fp	111	7.2%
13	H	73	4.7%
14	Krf	43	2.8%
15	Nkp	222	14.4%
16	Rv	1031	66.7%
17	Sp	8	0.5%
18	Sv	41	2.7%
19	V	5	0.3%
20	Io ranged just one	0	
30	Io ranged just two	0	
80	Io not ranged	184	
99	Unanswered	0	
<i>Warning: these figures indicate the number of cases found in the data file. They cannot be interpreted as summary statistics of the population of interest.</i>			
<b># v264: Which party do you like the second least?</b>			
<b>Information</b>	[Type= discrete] [Format=numeric] [Range= 10-99] [Missing=*/20]		
<b>Statistics [NW/ W]</b>	[Valid=1465 /-] [Invalid=265 /-]		
<b>Pre-question</b>	We would also like to know which three parties you like the least.		
<b>Literal question</b>	That is, first the party you like the least, then the party you like the second least, then the party you like the third least. ... b. Like the second least		
<b>Interviewer's instructions</b>	Det er bare partiene som er ført opp nedenfor som skal avmerkes vis kort 14		
<b>Concepts</b>	Politics, Political participation		
<b>Value</b>	<b>Label</b>	<b>Cases</b>	<b>Percentage</b>
10	Dna	11	0.8%
11	Dnf	22	1.5%
12	Fp	161	11.0%
13	H	66	4.5%
14	Krf	59	4.0%
15	Nkp	663	45.3%
16	Rv	250	17.1%
17	Sp	17	1.2%
18	Sv	206	14.1%
19	V	10	0.7%

### # v264: Which party do you like the second least?

Value	Label	Cases	Percentage
20	Io ranged just one	265	
30	Io ranged just two	0	
80	Io not ranged	0	
99	Unanswered	0	

*Warning: these figures indicate the number of cases found in the data file. They cannot be interpreted as summary statistics of the population of interest.*

### # v265: Which party do you like the third least?

<b>Information</b>	[Type= discrete] [Format=numeric] [Range= 10-99] [Missing=*/30]
<b>Statistics [NW/ W]</b>	[Valid=1332 /-] [Invalid=398 /-]
<b>Pre-question</b>	We would also like to know which three parties you like the least.
<b>Literal question</b>	That is, first the party you like the least, then the party you like the second least, then the party you like the third least. ... c. Like the third least
<b>Interviewer's instructions</b>	Det er bare partiene som er ført opp nedenfor som skal avmerkes vis kort 14
<b>Concepts</b>	Politics, Political participation

Value	Label	Cases	Percentage
10	Dna	21	1.6%
11	Dnf	36	2.7%
12	Fp	237	17.8%
13	H	98	7.4%
14	Krf	96	7.2%
15	Nkp	228	17.1%
16	Rv	91	6.8%
17	Sp	29	2.2%
18	Sv	460	34.5%
19	V	36	2.7%
20	Io ranged just one	0	
30	Io ranged just two	398	
80	Io not ranged	0	
99	Unanswered	0	

*Warning: these figures indicate the number of cases found in the data file. They cannot be interpreted as summary statistics of the population of interest.*

### # v266: How did you vote in the election 1973

<b>Information</b>	[Type= discrete] [Format=numeric] [Range= 10-80] [Missing=*/99]
<b>Statistics [NW/ W]</b>	[Valid=1724 /-] [Invalid=6 /-]
<b>Literal question</b>	How did you vote at the parliamentary election in 1973?
<b>Interviewer's instructions</b>	Hvis fellesliste v/krf/sp/dnf/h, gå til spørsmål 92 hvis andre alternativer, gå til spørsmål 93
<b>Concepts</b>	Politics, Political participation

Value	Label	Cases	Percentage
10	Dna	624	36.2%
11	Dnf	31	1.8%
12	Fp	28	1.6%
13	H	264	15.3%



### # v266: How did you vote in the election 1973

Value	Label	Cases	Percentage
14	Krf	143	8.3%
15	Rv	3	0.2%
16	Sp	134	7.8%
17	Sv	85	4.9%
18	V	60	3.5%
20	Joint list	8	0.5%
30	Other parties	1	0.1%
40	Not voting right	146	8.5%
50	Not poss. To vote	25	1.5%
60	Did not vote	135	7.8%
80	Knows, do not want to	37	2.1%
99	Unanswered	6	

*Warning: these figures indicate the number of cases found in the data file. They cannot be interpreted as summary statistics of the population of interest.*

### # v267: If joint lists, what party would you have voted for-1973

<b>Information</b>	[Type= discrete] [Format=numeric] [Range= 0-33] [Missing=*99]
<b>Statistics [NW/ W]</b>	[Valid=11 /-] [Invalid=1719 /-]
<b>Literal question</b>	If the parties on the joint list had run with independent lists, which of the parties would you have voted for in 1973?
<b>Concepts</b>	Politics, Political participation

Value	Label	Cases	Percentage
0	Would not vote	0	
11	Dnf	1	9.1%
13	H	3	27.3%
14	Krf	1	9.1%
17	Sp	4	36.4%
18	V	2	18.2%
33	None on the joint list	0	
99	Do not know/want to answer	1719	

*Warning: these figures indicate the number of cases found in the data file. They cannot be interpreted as summary statistics of the population of interest.*

### # v268: How regularly do you follow politics?

<b>Information</b>	[Type= discrete] [Format=numeric] [Range= 1-9] [Missing=*8]
<b>Statistics [NW/ W]</b>	[Valid=1688 /-] [Invalid=42 /-]
<b>Pre-question</b>	Some people are always interested in politics, both whether there is an election or not, whilst others are less interested.
<b>Literal question</b>	How regularly would you say that you follow what happens in politics, would you say that you follow politics all the time, some of the time, or just now and then?
<b>Concepts</b>	Politics, Political participation

Value	Label	Cases	Percentage
1	All the time	433	25.7%
3	Some of the time	572	33.9%
5	Sometimes	683	40.5%
8	Do not know/want to answer	42	
9	Unanswered	0	

*Warning: these figures indicate the number of cases found in the data file. They cannot be interpreted as summary statistics of the population of interest.*

<b># v269: What interests you the most?</b>			
<b>Information</b>	[Type= discrete] [Format=numeric] [Range= 1-9] [Missing=* /8]		
<b>Statistics [NW/ W]</b>	[Valid=1586 /-] [Invalid=144 /-]		
<b>Literal question</b>	What interests you the most: foreign politics, what happens in the municipality, or norwegian domestic affairs?		
<b>Concepts</b>	Politics, Political participation		
<b>Value</b>	<b>Label</b>	<b>Cases</b>	<b>Percentage</b>
1	Foreign pol.	128	8.1%
2	Norw. Domest. Pol.	561	35.4%
3	Municipality	528	33.3%
4	Foreign and domestic pol.	139	8.8%
5	Dom.Pol.+municipality	203	12.8%
6	For.Pol+municipality	27	1.7%
8	Do not know	144	
9	Unanswered	0	
<i>Warning: these figures indicate the number of cases found in the data file. They cannot be interpreted as summary statistics of the population of interest.</i>			
<b># v270: What interests you the least?</b>			
<b>Information</b>	[Type= discrete] [Format=numeric] [Range= 1-9] [Missing=* /8]		
<b>Statistics [NW/ W]</b>	[Valid=1355 /-] [Invalid=375 /-]		
<b>Literal question</b>	What interests you the least: foreign politics, what happens in the municipality og norwegian domestic affairs?		
<b>Concepts</b>	Politics, Political participation		
<b>Value</b>	<b>Label</b>	<b>Cases</b>	<b>Percentage</b>
1	Foreign pol.	897	66.2%
2	Norweg.Domes.Pol	72	5.3%
3	Municipality	290	21.4%
4	For.And dom. Pol	49	3.6%
5	Dom.Pol+municipality	13	1.0%
6	For.Pol+municipality	34	2.5%
8	Do not know	375	
9	Unanswered	0	
<i>Warning: these figures indicate the number of cases found in the data file. They cannot be interpreted as summary statistics of the population of interest.</i>			
<b># v271: Know one or several representatives in the parliament</b>			
<b>Information</b>	[Type= discrete] [Format=numeric] [Range= 0-9] [Missing=* /8]		
<b>Statistics [NW/ W]</b>	[Valid=1716 /-] [Invalid=14 /-]		
<b>Literal question</b>	Are you personally, or does someone in your close family know any representatives in the parliament?		
<b>Concepts</b>	Data		
<b>Value</b>	<b>Label</b>	<b>Cases</b>	<b>Percentage</b>
0	Know nobody	1307	76.2%
1	Know one	216	12.6%
2	Know two or more	193	11.2%
8	Do not want to answer	14	
9	Unanswered	0	
<i>Warning: these figures indicate the number of cases found in the data file. They cannot be interpreted as summary statistics of the population of interest.</i>			
<b># v272: Do you belong to a social class?</b>			
<b>Information</b>	[Type= discrete] [Format=numeric] [Range= 1-9] [Missing=* /8]		

<b># v272: Do you belong to a social class?</b>			
<b>Statistics [NW/ W]</b>	[Valid=1725 /-] [Invalid=5 /-]		
<b>Pre-question</b>	There is a lot of talk of social classes. Most people say that they belong to one of two classes: either the working class or the middle class.		
<b>Literal question</b>	Do you ever think of yourself as belonging to one of these classes?		
<b>Interviewer's instructions</b>	Hvis ja, gå til spørgsmål 98 hvis nei eller i tvil, gå til spørgsmål 99		
<b>Concepts</b>	Attitudes		
<b>Value</b>	<b>Label</b>	<b>Cases</b>	<b>Percentage</b>
1	Yes	816	47.3%
2	Doubtful	126	7.3%
3	No	783	45.4%
8		5	
9	Unanswered	0	
<i>Warning: these figures indicate the number of cases found in the data file. They cannot be interpreted as summary statistics of the population of interest.</i>			
<b># v273: Which class</b>			
<b>Information</b>	[Type= discrete] [Format=numeric] [Range= 1-9] [Missing=* /8]		
<b>Statistics [NW/ W]</b>	[Valid=811 /-] [Invalid=919 /-]		
<b>Literal question</b>	Which class?		
<b>Interviewer's instructions</b>	Gå til spørgsmål 100		
<b>Concepts</b>	Attitudes		
<b>Value</b>	<b>Label</b>	<b>Cases</b>	<b>Percentage</b>
1	Working class	530	65.4%
2	Middle class	281	34.6%
8	Do not know	919	
9	Io not relevant	0	
<i>Warning: these figures indicate the number of cases found in the data file. They cannot be interpreted as summary statistics of the population of interest.</i>			
<b># v274: If you had to choose, which class?</b>			
<b>Information</b>	[Type= discrete] [Format=numeric] [Range= 1-9] [Missing=* /8]		
<b>Statistics [NW/ W]</b>	[Valid=682 /-] [Invalid=1048 /-]		
<b>Literal question</b>	If you had to choose, would you say that you belong in the working class or in the middle class?		
<b>Concepts</b>	Attitudes		
<b>Value</b>	<b>Label</b>	<b>Cases</b>	<b>Percentage</b>
1	Working class	351	51.5%
2	Middle class	331	48.5%
8	Do not know	1048	
9	Io not relevant	0	
<i>Warning: these figures indicate the number of cases found in the data file. They cannot be interpreted as summary statistics of the population of interest.</i>			
<b># v275: Marital status</b>			
<b>Information</b>	[Type= discrete] [Format=numeric] [Range= 1-3] [Missing=*]		
<b>Statistics [NW/ W]</b>	[Valid=1730 /-] [Invalid=0 /-]		
<b>Pre-question</b>	Background information then finally we have some questions which will give background information for the groupings of this survey.		
<b>Literal question</b>	Are you unmarried, married or formerly married?		

<b># v275: Marital status</b>			
<b>Interviewer's instructions</b>	Seperated is counted as formerly married. Cohabitants are counted as married.		
<b>Concepts</b>	Marital status		
<b>Value</b>	<b>Label</b>	<b>Cases</b>	<b>Percentage</b>
1	Not married	268	15.5%
2	Married	1310	75.7%
3	Formerly married	152	8.8%
<i>Warning: these figures indicate the number of cases found in the data file. They cannot be interpreted as summary statistics of the population of interest.</i>			
<b># v276: Income-producing work for living expences</b>			
<b>Information</b>	[Type= discrete] [Format=numeric] [Range= 1-2] [Missing=*]		
<b>Statistics [NW/ W]</b>	[Valid=1730 /-] [Invalid=0 /-]		
<b>Literal question</b>	Do you yourself have income-producing work as the most important source for living expences?		
<b>Interviewer's instructions</b>	If yes, go to question 102 if no, go to question 110		
<b>Concepts</b>	Income		
<b>Value</b>	<b>Label</b>	<b>Cases</b>	<b>Percentage</b>
1	Yes	946	54.7%
2	No	784	45.3%
<i>Warning: these figures indicate the number of cases found in the data file. They cannot be interpreted as summary statistics of the population of interest.</i>			
<b># v277: In which industry do you work?</b>			
<b>Information</b>	[Type= discrete] [Format=numeric] [Range= 1-60] [Missing=*/99]		
<b>Statistics [NW/ W]</b>	[Valid=946 /-] [Invalid=784 /-]		
<b>Literal question</b>	Could you first say which of the industries on this card you work in?		
<b>Interviewer's instructions</b>	Show card 15		
<b>Concepts</b>	Labour and employment		
<b>Value</b>	<b>Label</b>	<b>Cases</b>	<b>Percentage</b>
1	Jord-,hagebruk	64	6.8%
2	Skogbruk	7	0.7%
11	Fiske,fangst	7	0.7%
21	Håndverk	74	7.8%
22	Industri,bergverk	196	20.7%
23	Bygg,anlegg	77	8.1%
31	Handel,bank	152	16.1%
32	Privat tenesteyting	53	5.6%
33	Husarbeid hos andre	4	0.4%
41	Samferdsel	69	7.3%
42	Shipping,sjøfart	15	1.6%
51	Offentlig tjensteyt	216	22.8%
52	Forsvar,politi	12	1.3%
60	Annen næring	0	
99	Io uaktuell	784	
<i>Warning: these figures indicate the number of cases found in the data file. They cannot be interpreted as summary statistics of the population of interest.</i>			
<b># v278: What is your main occupation?</b>			
<b>Information</b>	[Type= continuous] [Format=numeric] [Range= 0-97] [Missing=*/99]		

<b># v278: What is your main occupation?</b>			
<b>Statistics [NW/ W]</b>	[Valid=945 /-] [Invalid=785 /-]		
<b>Literal question</b>	What is your main occupation?		
<b>Concepts</b>	Labour and employment		
<b># v279: For the bureau</b>			
<b>Information</b>	[Type= continuous] [Format=numeric] [Range= 11-997] [Missing=*]		
<b>Statistics [NW/ W]</b>	[Valid=936 /-] [Invalid=794 /-]		
<b>Literal question</b>	Var366: for the bureau		
<b>Concepts</b>	Labour and employment		
<b># v280: What title do you have?</b>			
<b>Information</b>	[Type= discrete] [Format=numeric] [Range= 1-60] [Missing=* /99]		
<b>Statistics [NW/ W]</b>	[Valid=946 /-] [Invalid=784 /-]		
<b>Literal question</b>	Could you say which of the titles on this card you have?		
<b>Interviewer's instructions</b>	Show card 16		
<b>Concepts</b>	Labour and employment		
<b>Value</b>	<b>Label</b>	<b>Cases</b>	<b>Percentage</b>
1	Apprentice	12	1.3%
2	Regular worker	233	24.6%
3	Skilled worker	135	14.3%
4	Chairman	47	5.0%
11	Subordin.Civ.Serva	71	7.5%
12	Subord.Store	24	2.5%
13	Subord.Office	45	4.8%
14	Technician	27	2.9%
15	Employee pub.	86	9.1%
16	Senior.Civ.Servantt	38	4.0%
17	Higher worker	52	5.5%
21	Direct.Executive	38	4.0%
31	Owner of business	120	12.7%
32	Free occupation	18	1.9%
60	Other position	0	
99	Io not relevant	784	
<i>Warning: these figures indicate the number of cases found in the data file. They cannot be interpreted as summary statistics of the population of interest.</i>			
<b># v281: To what extent can you regulate your work?</b>			
<b>Information</b>	[Type= discrete] [Format=numeric] [Range= 1-5] [Missing=* /9]		
<b>Statistics [NW/ W]</b>	[Valid=945 /-] [Invalid=785 /-]		
<b>Literal question</b>	To what extent would you say that you can plan and regulate your own work, would you say very much so, to a certain extent, to some extent, to a low extent, or not at all?		
<b>Concepts</b>	Labour and employment		
<b>Value</b>	<b>Label</b>	<b>Cases</b>	<b>Percentage</b>
1	Very much	360	38.1%
2	To some extent	331	35.0%
3	Low extent	146	15.4%
4	Not at all	105	11.1%

**# v281: To what extent can you regulate your work?**

Value	Label	Cases	Percentage
5	Do not know	3	0.3%
9	Io not relevant	785	

*Warning: these figures indicate the number of cases found in the data file. They cannot be interpreted as summary statistics of the population of interest.*

**# v282: Do you lead the work of others?**

<b>Information</b>	[Type= discrete] [Format=numeric] [Range= 1-2] [Missing=*/9]
<b>Statistics [NW/ W]</b>	[Valid=943 /-] [Invalid=787 /-]
<b>Literal question</b>	Do you have any tasks where you lead the work of others?
<b>Concepts</b>	Labour and employment

Value	Label	Cases	Percentage
1	Yes	427	45.3%
2	No	516	54.7%
9	Io not relevant	787	

*Warning: these figures indicate the number of cases found in the data file. They cannot be interpreted as summary statistics of the population of interest.*

**# v283: Employed or independent?**

<b>Information</b>	[Type= discrete] [Format=numeric] [Range= 1-3] [Missing=*/9]
<b>Statistics [NW/ W]</b>	[Valid=944 /-] [Invalid=786 /-]
<b>Literal question</b>	Are you in your occupation employed, independent with rented help or independent without rented help?
<b>Interviewer's instructions</b>	Family members without a set income are counted as employed.  If empolyed, go to question 108 if independent with rented help, go to question 109 if independent without rented help, go to question 131
<b>Concepts</b>	Labour and employment

Value	Label	Cases	Percentage
1	Employed	774	82.0%
2	Independent with rented help	82	8.7%
3	Independent without rented help	88	9.3%
9	Io not relevant.	786	

*Warning: these figures indicate the number of cases found in the data file. They cannot be interpreted as summary statistics of the population of interest.*

**# v284: Public or private cooperation?**

<b>Information</b>	[Type= discrete] [Format=numeric] [Range= 1-4] [Missing=*/9]
<b>Statistics [NW/ W]</b>	[Valid=775 /-] [Invalid=955 /-]
<b>Literal question</b>	Is the business private, part of an organisation, for ex. A cooperation?
<b>Concepts</b>	Labour and employment

Value	Label	Cases	Percentage
1	Private	415	53.5%
2	Public	300	38.7%
3	Tied to org.	40	5.2%
4	Other	20	2.6%
9	Io not relevant	955	

*Warning: these figures indicate the number of cases found in the data file. They cannot be interpreted as summary statistics of the population of interest.*

**# v285: How many employees at your work place?**

<b>Information</b>	[Type= discrete] [Format=numeric] [Range= 1-9] [Missing=*/8]
--------------------	--

<b># v285: How many employees at your work place?</b>			
<b>Statistics [NW/ W]</b>	[Valid=847 /-] [Invalid=883 /-]		
<b>Literal question</b>	Approximately how many employees are there at your work place?		
<b>Interviewer's instructions</b>	Go to question 131		
<b>Concepts</b>	Labour and employment		
<b>Value</b>	<b>Label</b>	<b>Cases</b>	<b>Percentage</b>
1	Under 5 employees	111	13.1%
2	5-9 employees	98	11.6%
3	10-19 employees	121	14.3%
4	20-49 employees	171	20.2%
5	50-99 employees	88	10.4%
6	100-499 employees	160	18.9%
7	500 or more employees	98	11.6%
8	Do not know	883	
9	Io not relevant	0	
<i>Warning: these figures indicate the number of cases found in the data file. They cannot be interpreted as summary statistics of the population of interest.</i>			
<b># v286: Most important sourced for living expences?</b>			
<b>Information</b>	[Type= discrete] [Format=numeric] [Range= 1-4] [Missing=*/9]		
<b>Statistics [NW/ W]</b>	[Valid=784 /-] [Invalid=946 /-]		
<b>Literal question</b>	What are your most important sources for living expences?		
<b>Interviewer's instructions</b>	Ufør grupperes som pensjonist, trygdet  hvis skoleelev, student, gå til spørsmål 120 hvis pensjonist, trygdet, gå til spørsmål 111 hvis husarbeid hjemme, gå til spørsmål 120 hvis annet, gå til spørsmål 120		
<b>Concepts</b>	Labour and employment		
<b>Value</b>	<b>Label</b>	<b>Cases</b>	<b>Percentage</b>
1	Pupil, student	64	8.2%
2	Retired, on welfare	294	37.5%
3	Housework home	398	50.8%
4	Other	28	3.6%
9	Io not relevant	946	
<i>Warning: these figures indicate the number of cases found in the data file. They cannot be interpreted as summary statistics of the population of interest.</i>			
<b># v287: Income-producing work until pensions?</b>			
<b>Information</b>	[Type= discrete] [Format=numeric] [Range= 1-2] [Missing=*/9]		
<b>Statistics [NW/ W]</b>	[Valid=294 /-] [Invalid=1436 /-]		
<b>Literal question</b>	Did you have income-producing work until you started to receive pensions/social security?		
<b>Interviewer's instructions</b>	Hvis ja, gå til spørsmål 112 hvis nei, gå til spørsmål 120		
<b>Concepts</b>	Labour and employment		
<b>Value</b>	<b>Label</b>	<b>Cases</b>	<b>Percentage</b>
1	Yes	201	68.4%
2	No	93	31.6%
9	Io not relevant	1436	
<i>Warning: these figures indicate the number of cases found in the data file. They cannot be interpreted as summary statistics of the population of interest.</i>			

<b># v288: In which industry did you work?</b>			
<b>Information</b>	[Type= discrete] [Format=numeric] [Range= 1-60] [Missing=*/99]		
<b>Statistics [NW/ W]</b>	[Valid=202 /-] [Invalid=1528 /-]		
<b>Literal question</b>	Could you tell me which of the industries on this card you have worked in?		
<b>Interviewer's instructions</b>	Show card 15		
<b>Concepts</b>	Labour and employment		
<b>Value</b>	<b>Label</b>	<b>Cases</b>	<b>Percentage</b>
1	Agriculture	29	14.4%
2	Forestry	3	1.5%
11	Fishing,catching	5	2.5%
21	Craft	22	10.9%
22	Industry,mining	43	21.3%
23	Construction	12	5.9%
31	Trading,banking	16	7.9%
32	Private services	17	8.4%
33	Housework for others	5	2.5%
41	Transport	18	8.9%
42	Shipping,navigation	11	5.4%
51	Public services	18	8.9%
52	Defense, police	2	1.0%
60	Other industry	1	0.5%
99	Io not relevant	1528	
<i>Warning: these figures indicate the number of cases found in the data file. They cannot be interpreted as summary statistics of the population of interest.</i>			
<b># v289: What was your last main occupation?</b>			
<b>Information</b>	[Type= continuous] [Format=numeric] [Range= 3-95] [Missing=*/99]		
<b>Statistics [NW/ W]</b>	[Valid=201 /-] [Invalid=1529 /-]		
<b>Literal question</b>	What was your last main occupation?		
<b>Concepts</b>	Labour and employment		
<b># v290: For the bureau</b>			
<b>Information</b>	[Type= continuous] [Format=numeric] [Range= 11-978] [Missing=*]		
<b>Statistics [NW/ W]</b>	[Valid=199 /-] [Invalid=1531 /-]		
<b>Literal question</b>	Var382: for the bureau		
<b>Concepts</b>	Labour and employment		
<b># v291: Which title did you have?</b>			
<b>Information</b>	[Type= discrete] [Format=numeric] [Range= 1-60] [Missing=*/99]		
<b>Statistics [NW/ W]</b>	[Valid=201 /-] [Invalid=1529 /-]		
<b>Literal question</b>	Could you say which of the titles on this card you had?		
<b>Concepts</b>	Labour and employment		
<b>Value</b>	<b>Label</b>	<b>Cases</b>	<b>Percentage</b>
1	Apprentice	0	
2	Regular worker	80	39.8%
3	Skilled worker	24	11.9%
4	Chairman	15	7.5%



<b># v291: Which title did you have?</b>			
<b>Value</b>	<b>Label</b>	<b>Cases</b>	<b>Percentage</b>
11	Subordin.Civ.Serva	6	3.0%
12	Subord.Store	2	1.0%
13	Subord.Office	8	4.0%
14	Technician	0	
15	Employee pub.	5	2.5%
16	Senior.Civ.Servantt	4	2.0%
17	Higher worker	6	3.0%
21	Direct.Executive	5	2.5%
31	Owner of business	42	20.9%
32	Free occupation	4	2.0%
60	Other position	0	
99	Io not relevant	1529	
<i>Warning: these figures indicate the number of cases found in the data file. They cannot be interpreted as summary statistics of the population of interest.</i>			
<b># v292: Could you regulate your work?</b>			
<b>Information</b>	[Type= discrete] [Format=numeric] [Range= 1-9] [Missing=*/5]		
<b>Statistics [NW/ W]</b>	[Valid=199 /-] [Invalid=1531 /-]		
<b>Literal question</b>	To what extent would you say that you could plan and regulate your own work, would you say very much so, to a certain extent, to some extent, to a low extent or not at all?		
<b>Interviewer's instructions</b>	Show card 16		
<b>Concepts</b>	Labour and employment		
<b>Value</b>	<b>Label</b>	<b>Cases</b>	<b>Percentage</b>
1	Very much	76	38.2%
2	Somewhat	42	21.1%
3	Very little	42	21.1%
4	Not at all	39	19.6%
5	Do not know	1531	
9	Io not relevant	0	
<i>Warning: these figures indicate the number of cases found in the data file. They cannot be interpreted as summary statistics of the population of interest.</i>			
<b># v293: Did you lead the work of others?</b>			
<b>Information</b>	[Type= discrete] [Format=numeric] [Range= 1-2] [Missing=*/9]		
<b>Statistics [NW/ W]</b>	[Valid=201 /-] [Invalid=1529 /-]		
<b>Literal question</b>	Did you have tasks which included leading other peoples work?		
<b>Concepts</b>	Labour and employment		
<b>Value</b>	<b>Label</b>	<b>Cases</b>	<b>Percentage</b>
1	Yes	71	35.3%
2	No	130	64.7%
9	Io not relevant	1529	
<i>Warning: these figures indicate the number of cases found in the data file. They cannot be interpreted as summary statistics of the population of interest.</i>			
<b># v294: Were you employed, independent?</b>			
<b>Information</b>	[Type= discrete] [Format=numeric] [Range= 1-3] [Missing=*/9]		
<b>Statistics [NW/ W]</b>	[Valid=201 /-] [Invalid=1529 /-]		
<b>Literal question</b>	Were you in your main occupation employed, independed with rented help or independent without rented help?		
<b>Interviewer's instructions</b>	If employed, go to question 122		

<b># v294: Were you employed, independent?</b>			
	if independent with rented help, go to question 123 if independent without rented help, go to question 135		
<b>Concepts</b>	Labour and employment		
<b>Value</b>	<b>Label</b>	<b>Cases</b>	<b>Percentage</b>
1	Employed	148	73.6%
2	Indep. With rented help	18	9.0%
3	Indep. Without rented help	35	17.4%
9	Io not relevant	1529	
<i>Warning: these figures indicate the number of cases found in the data file. They cannot be interpreted as summary statistics of the population of interest.</i>			
<b># v295: Was the business public, private, coop?</b>			
<b>Information</b>	[Type= discrete] [Format=numeric] [Range= 1-4] [Missing=*/9]		
<b>Statistics [NW/ W]</b>	[Valid=132 /-] [Invalid=1598 /-]		
<b>Literal question</b>	Was the business private, public or tied to an organisation, for ex. A cooperation?		
<b>Concepts</b>	Labour and employment		
<b>Value</b>	<b>Label</b>	<b>Cases</b>	<b>Percentage</b>
1	Private	82	62.1%
2	Public	34	25.8%
3	Tied to org.	11	8.3%
4	Other	5	3.8%
9	Io not relevant	1598	
<i>Warning: these figures indicate the number of cases found in the data file. They cannot be interpreted as summary statistics of the population of interest.</i>			
<b># v296: How many employ. At your last work place?</b>			
<b>Information</b>	[Type= discrete] [Format=numeric] [Range= 1-9] [Missing=*/8]		
<b>Statistics [NW/ W]</b>	[Valid=138 /-] [Invalid=1592 /-]		
<b>Literal question</b>	Approximately how many employees were there at your last work place?		
<b>Interviewer's instructions</b>	Gå til spørsmål 131		
<b>Concepts</b>	Labour and employment		
<b>Value</b>	<b>Label</b>	<b>Cases</b>	<b>Percentage</b>
1	Under 5 employed	36	26.1%
2	5-9 employed	8	5.8%
3	10-19 employed	16	11.6%
4	20-49 employed	19	13.8%
5	50-99 employed	18	13.0%
6	100-499 employed	24	17.4%
7	500 or more employed	17	12.3%
8	Do not know	1592	
9	Io not relevant	0	
<i>Warning: these figures indicate the number of cases found in the data file. They cannot be interpreted as summary statistics of the population of interest.</i>			
<b># v297: Spouse most important source of income?</b>			
<b>Information</b>	[Type= discrete] [Format=numeric] [Range= 1-2] [Missing=*/9]		
<b>Statistics [NW/ W]</b>	[Valid=465 /-] [Invalid=1265 /-]		
<b>Literal question</b>	Does your spouse have income-producing work as the most important source for living expenses?		
<b>Interviewer's instructions</b>	If yes, go to question 123 if no, go to question 122		

<b># v297: Spouse most important source of income?</b>			
<b>Concepts</b>		Labour and employment	
<b>Value</b>	<b>Label</b>	<b>Cases</b>	<b>Percentage</b>
1	Yes	366	78.7%
2	No	99	21.3%
9	Io not relevant	1265	
<i>Warning: these figures indicate the number of cases found in the data file. They cannot be interpreted as summary statistics of the population of interest.</i>			
<b># v298: Spouse most important tasks?</b>			
<b>Information</b>		[Type= discrete] [Format=numeric] [Range= 1-4] [Missing=*/9]	
<b>Statistics [NW/ W]</b>		[Valid=98 /-] [Invalid=1632 /-]	
<b>Literal question</b>		What is the main tasks or sources for your the living expenses of your spouse?	
<b>Interviewer's instructions</b>		Disabled are grouped as pensionists	
<b>Concepts</b>		Labour and employment	
<b>Value</b>	<b>Label</b>	<b>Cases</b>	<b>Percentage</b>
1	Pupil, student	14	14.3%
2	Retired/on welfare	80	81.6%
3	Housework home	4	4.1%
4	Other	0	
9	Io not relevant	1632	
<i>Warning: these figures indicate the number of cases found in the data file. They cannot be interpreted as summary statistics of the population of interest.</i>			
<b># v299: In what ind. Does spouse work?</b>			
<b>Information</b>		[Type= discrete] [Format=numeric] [Range= 1-90] [Missing=*/99]	
<b>Statistics [NW/ W]</b>		[Valid=447 /-] [Invalid=1283 /-]	
<b>Literal question</b>		Could you say which of the industries on this card he or she works/worked in?	
<b>Interviewer's instructions</b>		Show card 15	
<b>Concepts</b>		Labour and employment	
<b>Value</b>	<b>Label</b>	<b>Cases</b>	<b>Percentage</b>
1	Agriculture	33	7.4%
2	Forestry	4	0.9%
11	Fishing,catching	13	2.9%
21	Craft	40	8.9%
22	Industry,mining	113	25.3%
23	Construction	53	11.9%
31	Trading,banking	54	12.1%
32	Private services	9	2.0%
33	Housework for others	0	
41	Transport	43	9.6%
42	Shipping,navigation	18	4.0%
51	Public services	59	13.2%
52	Defense, police	5	1.1%
60	Other industry	0	
90		3	0.7%
99	Io not relevant	1283	
<i>Warning: these figures indicate the number of cases found in the data file. They cannot be interpreted as summary statistics of the population of interest.</i>			

<b># v300: Main occupation of spouse?</b>	
<b>Information</b>	[Type= continuous] [Format=numeric] [Range= 0-94] [Missing=*/99]
<b>Statistics [NW/ W]</b>	[Valid=446 /-] [Invalid=1284 /-]
<b>Literal question</b>	What is/was the main occupation of your spouse?
<b>Concepts</b>	Labour and employment

# v301: For the bureau	
<b>Information</b>	[Type= continuous] [Format=numeric] [Range= 11-999] [Missing=*/0]
<b>Statistics [NW/ W]</b>	[Valid=452 /-] [Invalid=1278 /-]
<b>Literal question</b>	Var398: for the bureau
<b>Concepts</b>	Labour and employment

# v302: Which title did spouse have?	
<b>Information</b>	[Type= discrete] [Format=numeric] [Range= 1-90] [Missing=*/99]
<b>Statistics [NW/ W]</b>	[Valid=447 /-] [Invalid=1283 /-]
<b>Literal question</b>	Could you say which of the titles on this card he or she had/has?
<b>Interviewer's instructions</b>	Show card 16
<b>Concepts</b>	Labour and employment

Value	Label	Cases	Percentage
1	Apprentice	1	0.2%
2	Regular worker	115	25.7%
3	Skilled worker	81	18.1%
4	Chairman	37	8.3%
11	Subordin.Civ.Servant	25	5.6%
12	Subord.Store	7	1.6%
13	Subord.Office	3	0.7%
14	Technician	12	2.7%
15	Employee pub.	25	5.6%
16	Senior.Civ.Servant	21	4.7%
17	Higher worker	28	6.3%
21	Direct.Executive	21	4.7%
31	Owner of business	58	13.0%
32	Free occupation	10	2.2%
60	Other position	0	
90		3	0.7%
99	Io not relevant	1283	

Warning: these figures indicate the number of cases found in the data file. They cannot be interpreted as summary statistics of the population of interest.

# v303: Could spouse regulate work?	
<b>Information</b>	[Type= discrete] [Format=numeric] [Range= 1-9] [Missing=*/5]
<b>Statistics [NW/ W]</b>	[Valid=431 /-] [Invalid=1299 /-]
<b>Literal question</b>	To what extent would you say that he or she could/can plan and regulate their own work, would you say very much co, to a certain extent, to some extent, to a low extent or not at all?
<b>Concepts</b>	Labour and employment

Value	Label	Cases	Percentage
1	Very much	147	34.1%
2	Somewhat	134	31.1%
3	Very little	83	19.3%
4	Not at all	67	15.5%
5	Do not know	1299	
9	Io not relevant	0	

Warning: these figures indicate the number of cases found in the data file. They cannot be interpreted as summary statistics of the population of interest.

<b># v304: Did spouse lead the work of others?</b>			
<b>Information</b>	[Type= discrete] [Format=numeric] [Range= 1-9] [Missing=*/8]		
<b>Statistics [NW/ W]</b>	[Valid=428 /-] [Invalid=1302 /-]		
<b>Literal question</b>	Did/does he or she have any tasks where he/she lead the work of others?		
<b>Concepts</b>	Labour and employment		
<b>Value</b>	<b>Label</b>	<b>Cases</b>	<b>Percentage</b>
1	Yes	215	50.2%
2	No	213	49.8%
8	Do not know	1302	
9	Io not relevant	0	
<i>Warning: these figures indicate the number of cases found in the data file. They cannot be interpreted as summary statistics of the population of interest.</i>			
<b># v305: Was spouse empl. Or independent?</b>			
<b>Information</b>	[Type= discrete] [Format=numeric] [Range= 1-3] [Missing=*/9]		
<b>Statistics [NW/ W]</b>	[Valid=441 /-] [Invalid=1289 /-]		
<b>Literal question</b>	Is/was he or she in their main occupation employed, independent with rented help or independent without rented help?		
<b>Interviewer's instructions</b>	If employed, go to question 129 if employed with tented help, go to question 130 if employed without rented help, go to question 121		
<b>Concepts</b>	Labour and employment		
<b>Value</b>	<b>Label</b>	<b>Cases</b>	<b>Percentage</b>
1	Employed	342	77.6%
2	Indep. Rented help	41	9.3%
3	Indep. Without rented help	58	13.2%
9	Io not relevant.	1289	
<i>Warning: these figures indicate the number of cases found in the data file. They cannot be interpreted as summary statistics of the population of interest.</i>			
<b># v306: Was business private, public, coop?</b>			
<b>Information</b>	[Type= discrete] [Format=numeric] [Range= 1-4] [Missing=*/9]		
<b>Statistics [NW/ W]</b>	[Valid=341 /-] [Invalid=1389 /-]		
<b>Literal question</b>	Is/was the business private, public or tied to an organisation, for ex. A cooperation?		
<b>Concepts</b>	Labour and employment		
<b>Value</b>	<b>Label</b>	<b>Cases</b>	<b>Percentage</b>
1	Private	185	54.3%
2	Public	117	34.3%
3	Tied to org.	27	7.9%
4	Other	12	3.5%
9	Io not relevant	1389	
<i>Warning: these figures indicate the number of cases found in the data file. They cannot be interpreted as summary statistics of the population of interest.</i>			
<b># v307: How many empl. At work place?</b>			
<b>Information</b>	[Type= discrete] [Format=numeric] [Range= 1-9] [Missing=*/8]		
<b>Statistics [NW/ W]</b>	[Valid=340 /-] [Invalid=1390 /-]		
<b>Literal question</b>	Approximately how many employees were there at his or her work place?		
<b>Concepts</b>	Labour and employment		
<b>Value</b>	<b>Label</b>	<b>Cases</b>	<b>Percentage</b>
1	Under 5 employed	59	17.4%

### # v307: How many empl. At work place?

Value	Label	Cases	Percentage
2	5-9 employed	31	9.1%
3	10-19 employed	40	11.8%
4	20-49 employed	58	17.1%
5	50-99 employed	34	10.0%
6	100-499 employed	73	21.5%
7	500 or more employed	45	13.2%
8	Do not know	1390	
9	Is not relevant	0	

Warning: these figures indicate the number of cases found in the data file. They cannot be interpreted as summary statistics of the population of interest.

### # v308: Main occupation of father, parents?

<b>Information</b>	[Type= discrete] [Format=numeric] [Range= 1-9] [Missing=* /0]
<b>Statistics [NW/ W]</b>	[Valid=1708 /-] [Invalid=22 /-]
<b>Literal question</b>	Could you tell us which occupation your father or your parents had when you grew up? which of the working groups on this card would you say that he/she belonged to?
<b>Concepts</b>	Labour and employment

Value	Label	Cases	Percentage
0	Unanswered	22	
1	Labourer	619	36.2%
2	Lower employee	116	6.8%
3	Higher employee	147	8.6%
4	Indep. Without rented help	113	6.6%
5	Indep. With rented help	170	10.0%
6	Farmer, forest owner	242	14.2%
7	Owner of a small farm	137	8.0%
8	Fisherman	92	5.4%
9	Other	72	4.2%

Warning: these figures indicate the number of cases found in the data file. They cannot be interpreted as summary statistics of the population of interest.

### # v309: How large area of cultivated land?

<b>Information</b>	[Type= continuous] [Format=numeric] [Range= 15-500] [Missing=* /999]
<b>Statistics [NW/ W]</b>	[Valid=75 /-] [Invalid=1655 /-]
<b>Literal question</b>	Approximately how large area of cultivated land do you have on your farm?
<b>Interviewer's instructions</b>	Hvis io selv eller ektefellen er gårdsbruker (se spm 103/113/124). For andre, gå til spørsmål 133
<b>Concepts</b>	Labour and employment

### # v310: Which language form do you prefer?

<b>Information</b>	[Type= discrete] [Format=numeric] [Range= 1-9] [Missing=* /8]
<b>Statistics [NW/ W]</b>	[Valid=1715 /-] [Invalid=15 /-]
<b>Literal question</b>	Which language form of the norwegian language do you use when you write?
<b>Interviewer's instructions</b>	To be asked everyone
<b>Concepts</b>	Languages, Writing skills

Value	Label	Cases	Percentage
1	Bokmål-riksmål	1524	88.9%
2	Nynorsk-landsmål	191	11.1%

<b># v310: Which language form do you prefer?</b>			
Value	Label	Cases	Percentage
8	Do not know	15	
9	Unanswered	0	
<i>Warning: these figures indicate the number of cases found in the data file. They cannot be interpreted as summary statistics of the population of interest.</i>			
<b># v311: Are you interested in the language question?</b>			
<b>Information</b>	[Type= discrete] [Format=numeric] [Range= 1-9] [Missing=*/8]		
<b>Statistics [NW/ W]</b>	[Valid=1717 /-] [Invalid=13 /-]		
<b>Literal question</b>	How much does the language question interest you, would you say that it interests you very much, it interests you a fairly much, or not very much?		
<b>Concepts</b>	Languages		
Value	Label	Cases	Percentage
1	Very interested	203	11.8%
2	Fairly interested	535	31.2%
3	Not very interested	979	57.0%
8	Do not know	13	
9	Unanswered	0	
<i>Warning: these figures indicate the number of cases found in the data file. They cannot be interpreted as summary statistics of the population of interest.</i>			
<b># v312: Are you total abstainer?</b>			
<b>Information</b>	[Type= discrete] [Format=numeric] [Range= 1-9] [Missing=*/8]		
<b>Statistics [NW/ W]</b>	[Valid=1726 /-] [Invalid=4 /-]		
<b>Literal question</b>	Do you think of yourself as a total abstainer, or do you every now and then drink some alcohol?		
<b>Interviewer's instructions</b>	Hvis avholdsmann, gå til spørsmål 136 hvis ikke avholdsmann, men måteholdsmann (bare hvis io selv bruker uttrykket), gå til spørsmål 137 hvis smaker alkohol, gå til spørsmål 137 hvis vet ikke/vil ikke svare, gå til spørsmål 138		
<b>Concepts</b>	Drinking behaviour		
Value	Label	Cases	Percentage
1	Abstainer	339	19.6%
2	Moderate	243	14.1%
3	Drink alcohol now and then	1144	66.3%
8	Do not know/want to answer	4	
9	Unanswered	0	
<i>Warning: these figures indicate the number of cases found in the data file. They cannot be interpreted as summary statistics of the population of interest.</i>			
<b># v313: Are you interested in abstinence question?</b>			
<b>Information</b>	[Type= discrete] [Format=numeric] [Range= 1-8] [Missing=*/9]		
<b>Statistics [NW/ W]</b>	[Valid=339 /-] [Invalid=1391 /-]		
<b>Literal question</b>	How much does the abstinence question interest you, would you say that it interests you very much, it intersts you fairly much or not very much?		
<b>Interviewer's instructions</b>	Go to question 138		
<b>Concepts</b>	Drinking behaviour		
Value	Label	Cases	Percentage
1	Very interested	139	41.0%
2	Fairly interested	115	33.9%
3	Not very interested	85	25.1%



<b># v313: Are you interested in abstinence question?</b>			
Value	Label	Cases	Percentage
8	Do not know	0	
9	Unanswered	1391	
<i>Warning: these figures indicate the number of cases found in the data file. They cannot be interpreted as summary statistics of the population of interest.</i>			
<b># v314: Is regulation of alcohol too strict?</b>			
<b>Information</b>	[Type= discrete] [Format=numeric] [Range= 1-9] [Missing=*/8]		
<b>Statistics [NW/ W]</b>	[Valid=1259 /-] [Invalid=471 /-]		
<b>Pre-question</b>	In this country the government has implemented many measures to regulate the use of alcohol.		
<b>Literal question</b>	What do you think of these rules, do you think they are too strict, or too mild?		
<b>Concepts</b>	Drinking behaviour		
Value	Label	Cases	Percentage
1	Too strict	349	27.7%
3	Appropriate as they are	626	49.7%
5	Too mild	284	22.6%
8	Do not know	471	
9	Io not relevant	0	
<i>Warning: these figures indicate the number of cases found in the data file. They cannot be interpreted as summary statistics of the population of interest.</i>			
<b># v315: Member of religious organisation?</b>			
<b>Information</b>	[Type= discrete] [Format=numeric] [Range= 1-8] [Missing=*/9]		
<b>Statistics [NW/ W]</b>	[Valid=1729 /-] [Invalid=1 /-]		
<b>Literal question</b>	Are you member of any religious or christian associations or organisations?		
<b>Concepts</b>	Religion		
Value	Label	Cases	Percentage
1	Yes	172	9.9%
5	No	1557	90.1%
8	Do not know	0	
9	Unanswered	1	
<i>Warning: these figures indicate the number of cases found in the data file. They cannot be interpreted as summary statistics of the population of interest.</i>			
<b># v316: How many times at church last mth</b>			
<b>Information</b>	[Type= continuous] [Format=numeric] [Range= 0-8] [Missing=*/9]		
<b>Statistics [NW/ W]</b>	[Valid=1710 /-] [Invalid=20 /-]		
<b>Literal question</b>	How many times during the last month have you ... A. Been present at a church service?		
<b>Concepts</b>	Religion		
Value	Label	Cases	Percentage
9	Not answered	20	
<i>Warning: these figures indicate the number of cases found in the data file. They cannot be interpreted as summary statistics of the population of interest.</i>			
<b># v317: How many times at rel. Meetings last mth?</b>			
<b>Information</b>	[Type= continuous] [Format=numeric] [Range= 0-25] [Missing=*/99]		
<b>Statistics [NW/ W]</b>	[Valid=1702 /-] [Invalid=28 /-]		
<b>Literal question</b>	How many times during the last month have you ... B. Been present at other religious meetings?		

<b># v317: How many times at rel. Meetings last mth?</b>			
<b>Concepts</b>		Religion	
<b>Value</b>	<b>Label</b>	<b>Cases</b>	<b>Percentage</b>
99	Not answered	28	
<i>Warning: these figures indicate the number of cases found in the data file. They cannot be interpreted as summary statistics of the population of interest.</i>			
<b># v318: How many times listened to rel. Devotionals?</b>			
<b>Information</b>		[Type= continuous] [Format=numeric] [Range= 0-90] [Missing=*/99]	
<b>Statistics [NW/ W]</b>		[Valid=1713 /-] [Invalid=17 /-]	
<b>Literal question</b>		How many times during the last month have you  ... C. Listened to devotionals or services in the radio or on television?	
<b>Concepts</b>		Religion	
<b>Value</b>	<b>Label</b>	<b>Cases</b>	<b>Percentage</b>
99	Not answered	17	
<i>Warning: these figures indicate the number of cases found in the data file. They cannot be interpreted as summary statistics of the population of interest.</i>			
<b># v319: Member of a trade union?</b>			
<b>Information</b>		[Type= discrete] [Format=numeric] [Range= 0-9] [Missing=*/8]	
<b>Statistics [NW/ W]</b>		[Valid=1717 /-] [Invalid=13 /-]	
<b>Literal question</b>		Are you member of a workers organisation for ex. A union, an organisation outside of the trade union, employee organisation, farmers organisation or an employer's organisation?	
<b>Concepts</b>		Labour and employment	
<b>Value</b>	<b>Label</b>	<b>Cases</b>	<b>Percentage</b>
0	No organisation	968	56.4%
1	Union	457	26.6%
2	Org. Outside tradeorg.	119	6.9%
3	Norwegian farmersorg.	35	2.0%
4	Norwegian farmers/small farmers org.	5	0.3%
5	Norwegian fishers org.	6	0.3%
6	Employers org.	24	1.4%
7	Other	103	6.0%
8	Do not know	13	
9	Unanswered	0	
<i>Warning: these figures indicate the number of cases found in the data file. They cannot be interpreted as summary statistics of the population of interest.</i>			
<b># v320: How large gross income in 76?</b>			
<b>Information</b>		[Type= discrete] [Format=numeric] [Range= 0-9] [Missing=*/8]	
<b>Statistics [NW/ W]</b>		[Valid=1683 /-] [Invalid=47 /-]	
<b>Literal question</b>		What was your gross income (and/or your spouses) in 1976? with gross income we mean the income before taxes and deductions.	
<b>Interviewer's instructions</b>		<p>Vis kort 18 og be io om å oppgi det alternativet som passer best. Nb: for gifte skal summen av ektefellenes inntekt oppgis (hvis io ikke har egen inntekt, oppgis ektefellens).</p> <p>Spm. 145 stiles også til io som ikke sendte inn egen selvangivelse, f.Eks studenter, skoleelever, e.L. For personer som muligens ikke har fått noen inntekt i 1976, kan spørsmålet formuleres slik: "hadde de noen inntekt i 1976, og i så fall: hvor stor inntekt osv."</p>	
<b>Concepts</b>		Income	

### # v320: How large gross income in 76?

Value	Label	Cases	Percentage
0	No income	26	1.5%
1	Under 20 000	154	9.2%
2	20-39 900	252	15.0%
3	40-59 900	296	17.6%
4	60-79 900	396	23.5%
5	80-99 900	275	16.3%
6	100-199 900	271	16.1%
7	Over 200 000	13	0.8%
8	Will not state	47	
9	Do not know	0	

Warning: these figures indicate the number of cases found in the data file. They cannot be interpreted as summary statistics of the population of interest.

### # v321: What general education do you have?

<b>Information</b>	[Type= discrete] [Format=numeric] [Range= 1-8] [Missing=* /9]
<b>Statistics [NW/ W]</b>	[Valid=1729 /-] [Invalid=1 /-]
<b>Literal question</b>	What kind of general education have you finished?
<b>Interviewer's instructions</b>	Mark only the highest general education io has finished.
<b>Concepts</b>	Education

Value	Label	Cases	Percentage
1	7-year primary school	689	39.8%
2	1-year continuation school	225	13.0%
3	2-year continuation school	51	2.9%
4	9-year primary school	99	5.7%
5	Folk high school	118	6.8%
6	High school	252	14.6%
7	Folk high school,2. Years	31	1.8%
8	A-levels	264	15.3%
9	Not stated, no educ.	1	

Warning: these figures indicate the number of cases found in the data file. They cannot be interpreted as summary statistics of the population of interest.

### # v322: Any other edu. Lasting more than 5 mths?

<b>Information</b>	[Type= discrete] [Format=numeric] [Range= 1-3] [Missing=*]
<b>Statistics [NW/ W]</b>	[Valid=1730 /-] [Invalid=0 /-]
<b>Literal question</b>	Have you finished any other education where the studies have lasted more than five months?
<b>Interviewer's instructions</b>	If yes, go to question 144 if no or go to school now, go to question 145.
<b>Concepts</b>	Education

Value	Label	Cases	Percentage
1	Yes	965	55.8%
2	No	756	43.7%
3	Go to school now	9	0.5%

Warning: these figures indicate the number of cases found in the data file. They cannot be interpreted as summary statistics of the population of interest.

### # v323: What education is this?

<b>Information</b>	[Type= continuous] [Format=numeric] [Range= 30-90] [Missing=* /99]
<b>Statistics [NW/ W]</b>	[Valid=965 /-] [Invalid=765 /-]

<b># v323: What education is this?</b>			
<b>Literal question</b>	What kind of education is this?		
<b>Interviewer's instructions</b>	Dersom flere, gi opp bare den utdanningen som io selv regner som den viktigste		
<b>Concepts</b>	Education		
<b># v324: How many years at school?</b>			
<b>Information</b>	[Type= discrete] [Format=numeric] [Range= 5-24] [Missing=*]		
<b>Statistics [NW/ W]</b>	[Valid=1730 /-] [Invalid=0 /-]		
<b>Literal question</b>	How many years have you gone to school?		
<b>Concepts</b>	Education		
<b>Value</b>	<b>Label</b>	<b>Cases</b>	<b>Percentage</b>
5		1	0.1%
6		6	0.3%
7		448	25.9%
8		272	15.7%
9		212	12.3%
10		178	10.3%
11		125	7.2%
12		124	7.2%
13		100	5.8%
14		87	5.0%
15		63	3.6%
16		34	2.0%
17		30	1.7%
18		25	1.4%
19		10	0.6%
20		8	0.5%
21		1	0.1%
22		1	0.1%
23		3	0.2%
24		2	0.1%
<i>Warning: these figures indicate the number of cases found in the data file. They cannot be interpreted as summary statistics of the population of interest.</i>			
<b># v325: Would you like a report of results?</b>			
<b>Information</b>	[Type= discrete] [Format=numeric] [Missing=*/9]		
<b>Statistics [NW/ W]</b>	[Valid=0 /-] [Invalid=1730 /-]		
<b>Literal question</b>	Would you like to receive a report with results from this survey?		
<b>Concepts</b>	Data		
<b>Value</b>	<b>Label</b>	<b>Cases</b>	<b>Percentage</b>
9		1730	
<i>Warning: these figures indicate the number of cases found in the data file. They cannot be interpreted as summary statistics of the population of interest.</i>			
<b># v326: Var448 Fylkespar</b>			
<b>Information</b>	[Type= discrete] [Format=numeric] [Range= 0-10] [Missing=*]		
<b>Statistics [NW/ W]</b>	[Valid=1730 /-] [Invalid=0 /-]		
<b>Literal question</b>	Var448: fylkespar		
<b>Concepts</b>	Data		

### # v326: Var448 Fylkespar

Value	Label	Cases	Percentage
0	Oslo	185	10.7%
1	Akershus	153	8.8%
2	Østfold/vestfold	163	9.4%
3	Hedmark/oppland	172	9.9%
4	Buskerud/telemark	182	10.5%
5	Agder/rogaland	217	12.5%
6	Hordaland/sogn og fj	203	11.7%
7	Møre og romsdal	94	5.4%
8	Trøndelag	170	9.8%
9	Nordland	105	6.1%
10	Troms/finnmark	86	5.0%

Warning: these figures indicate the number of cases found in the data file. They cannot be interpreted as summary statistics of the population of interest.

### # v327: Var453 Næringsstruktur

<b>Information</b>	[Type= discrete] [Format=numeric] [Range= 1-12] [Missing=*]
<b>Statistics [NW/ W]</b>	[Valid=1730 /-] [Invalid=0 /-]
<b>Literal question</b>	Var453: næringsstruktur
<b>Concepts</b>	Data

Value	Label	Cases	Percentage
1	Agriculture municip. (l)	76	4.4%
2	Agriculture municip. (lf)	9	0.5%
3	Mix agri/industry (li)	55	3.2%
4	Mix agri/industry (il)	193	11.2%
5	Industry municip.	319	18.4%
6	Fishery municip. (f)	5	0.3%
7	Fishery municip. (fl)	14	0.8%
8	Fishery municip. (fi)	3	0.2%
9	Fishery municip.(if)	25	1.4%
10	Service municip.	512	29.6%
11	Mix service/industry	434	25.1%
12	Other service municip.	85	4.9%

Warning: these figures indicate the number of cases found in the data file. They cannot be interpreted as summary statistics of the population of interest.

### # v328: Var455 Yrke 9 kutt

<b>Information</b>	[Type= discrete] [Format=numeric] [Range= 1-9] [Missing=*]
<b>Statistics [NW/ W]</b>	[Valid=1730 /-] [Invalid=0 /-]
<b>Literal question</b>	Var455: yrke 9 kutt
<b>Concepts</b>	Data

Value	Label	Cases	Percentage
1		719	41.6%
2		193	11.2%
3		149	8.6%
4		75	4.3%
5		121	7.0%
6		103	6.0%

**# v328: Var455 Yrke 9 kutt**

<b>Value</b>	<b>Label</b>	<b>Cases</b>	<b>Percentage</b>
7		115	6.6%
8		115	6.6%
9		140	8.1%

*Warning: these figures indicate the number of cases found in the data file. They cannot be interpreted as summary statistics of the population of interest.*