

Norway

Offerdal, Audun, Statistics Norway

**Referendum on Norwegian Membership  
in EC 1972/National Election Survey 1973**

**Study Documentation**

November 18, 2018

# Metadata Production

<b>Metadata Producer(s)</b>	NSD – Norwegian Centre for Research Data (NSD)
<b>Production Date</b>	November 26, 2017
<b>Version</b>	
<b>Identification</b>	NSD0057

# Table of Contents

<a href="#">Overview</a>	4
<a href="#">Scope &amp; Coverage</a>	5
<a href="#">Producers &amp; Sponsors</a>	5
<a href="#">Sampling</a>	5
<a href="#">Data Collection</a>	5
<a href="#">Accessibility</a>	6
<a href="#">Rights &amp; Disclaimer</a>	6
<a href="#">Files Description</a>	7
<a href="#">NSD0057</a>	7
<a href="#">Variables Group(s)</a>	8
<a href="#">All variables</a>	8
<a href="#">Background variables</a>	24
<a href="#">Work and income</a>	26
<a href="#">Political affiliation</a>	27
<a href="#">Political issues</a>	28
<a href="#">Cultural life</a>	31
<a href="#">Attitudes towards EC (EU)</a>	31
<a href="#">Knowledge about EC (EU)</a>	36
<a href="#">Media</a>	38
<a href="#">Interview technical variables</a>	42
<a href="#">Variables Description</a>	44
<a href="#">NSD0057</a>	45

## Referendum on Norwegian Membership in EC 1972/National Election Survey 1973

<b>Overview</b>	
<b>Type</b>	Norwegian Election Studies
<b>Identification</b>	NSD0057
<b>Version</b>	Production Date: 2017-07-26 <u>Notes</u> Data from Statistics Norway are documented and prepared, third NSD edition.
<b>Series</b>	The Norwegian electoral research program began in the mid 50s under the direction of the Institute for Social Research, with Henry Valen and Stein Rokkan as research administrators. The program has since 1977 collaborated with Statistics Norway to conduct election surveys in connection with parliamentary elections. For the referendum on Norwegian membership in the EC in 1972, SSB performed a completely separate interview survey, to collect data for scientific and statistical purposes. The survey and the same sample was followed up in 1973, during the general election that year. These two surveys, which are collected in one data file therefore falls on the side of what is usually referred to as " the Norwegian electoral research program".
<p><b><u>Abstract</u></b></p> <p>In connection with the referendum on Norwegian membership in the EC in 1972, Statistics Norway conducted a survey to collect data for scientific and statistical purposes. The survey was followed by a general election in 1973, for the same sample. This is therefore an independent panel survey with links to other surveys conducted in association with the Norwegian electoral research. In the survey of 1972 half the sample was interviewed before the vote, half the sample was interviewed after the vote. Because the data for both the surveys are collected in one file, the number of units on the file is greater than for each study separately.</p> <p>The survey is thus divided into two main parts:</p> <ol style="list-style-type: none"> <li>1. EC survey in which 2320 people answered the survey.</li> <li>2. General elections 2389 survey in which people have answered the questionnaires.</li> </ol> <p>Of the 2320 people who answered the EC survey there are 273 people who were not involved in the election survey. Similarly, there are 342 people who answered the parliamentary elections survey that did not participate in the EC survey. They represent the growth of first time voters in the period between the EU referendum in 1972 and parliamentary elections in 1973. This gives a total of 2047 persons who answered both questionnaires.</p> <p>The EC survey is divided into two parts based on the time of the interview:</p> <ol style="list-style-type: none"> <li>1. Fieldwork conducted 15/9 - 22/9 1972. I.e. before the referendum on the EC (1171 people)</li> <li>2. Fieldwork conducted 26/9 - 3/10 1972. I.e. after the referendum on the EC (1149 people)</li> </ol> <p>To distinguish these two dates in the analysis, one must use the variable "V9 intervjudel"</p> <p>For further documentation:</p> <ol style="list-style-type: none"> <li>1. Official Statistics (NOS) referendum on the EC. Booklet II. A NOS 544 SSB Oslo, 1973</li> <li>2. Official Statistics (NOS) general election 1973. Booklet II. A NOS 613 SSB Oslo, 1974</li> </ol> <p>For access to the dataset, use the NSD application form:</p> <p><a href="http://www.nsd.uib.no/nsd/english/orderform.html">http://www.nsd.uib.no/nsd/english/orderform.html</a></p>	
<b>Kind of Data</b>	Survey data
<b>Unit of Analysis</b>	Individual

<b>Scope &amp; Coverage</b>	
<b>Keywords</b>	Policy, Attitudes, Attitude change, Public opinion polls, European union, Political party policies, Political behaviour, Political interest, Voting, Referendums, Mass communication, Mass media, Mass media use
<b>Topics</b>	Politics, Elections
<b>Time Period(s)</b>	1973
<b>Countries</b>	Norway
<b>Geographic Coverage</b>	
Country	
<b>Universe</b>	
Population qualified to vote, between 20-79 years old.	

<b>Producers &amp; Sponsors</b>	
<b>Primary Investigator(s)</b>	Offerdal, Audun, Statistics Norway
<b>Other Producer(s)</b>	Statistics Norway (SSB)
<b>Funding Agency/ies</b>	Statistics Norway (SSB)

<b>Sampling</b>
<b>Sampling Procedure</b>
National 2-stage stratified random sample, sampling procedure developed by SSB.
Gross sample 1972: 2897 persons Net sample 1972: 2320 persons
Gross sample 1973: 2959 persons Net sample 1973: 2389 persons

<b>Data Collection</b>	
<b>Data Collection Dates</b>	start 1973-09-10 end 1973-10-31
<b>Time Period(s)</b>	start 1973 end 1973
<b>Data Collection Mode</b>	Face-to-face interview
<b>Questionnaires</b>	
Structured questionnaire Strukturert spørreskjema	
<b>Data Collector(s)</b>	Statistics Norway (SSB)
<b>Supervision</b>	
Gjenbesøk	

<b>Accessibility</b>	
<b>Contact(s)</b>	Norsk samfunnsvitenskapelig datatjeneste Norsk samfunnsvitenskapelig datatjeneste , <a href="mailto:nsd@nsd.uib.no">nsd@nsd.uib.no</a>
<b>Distributor(s)</b>	NSD – Norwegian Centre for Research Data
<b>Depositor(s)</b>	Statistisk sentralbyrå, Oslo
<b><u>Access Conditions</u></b> The order form has to include name, institutional affiliation, project title, information about sources of financing and postal address. A declaration of secrecy has to be signed before delivery of data.	
<b><u>Citation Requirements</u></b> Users are obliged to refer to producer and distributor of the data by writing the following in forewords or footnotes in eventual publications: "(Some of) the data applied in the analysis in this publication are based on "Referendum on Norwegian Membership in EC 1972/National Election Survey 1973". The survey was financed by Statistics Norway. The data are provided by SSB, and prepared and made available by NSD - Norwegian Centre for Research Data. Neither SSB nor NSD are responsible for the analyses/interpretation of the data presented here."	
<b>Rights &amp; Disclaimer</b>	
<b><u>Disclaimer</u></b> Neither SSB nor NSD are responsible for the analysis/interpretation of the data presented here.	
<b>Copyright</b>	Copyright (C) 1974 Statistics Norway

# Files Description

Dataset contains 1 file(s)

NSD0057	
# Cases	2662
# Variable(s)	262

# Variables Group(s)

Dataset contains 10 group(s)

Group All variables							
#	Name	Label	Type	Format	Valid	Invalid	Question
1	v1	Project number for the EC survey	discrete	numeric-8.0	2320	342	Project number for the EC survey
2	v3	Reason didn't vote <part 1>	discrete	numeric-8.0	70	2592	Reason didn't vote <part 1>
3	v5	Municipality type	discrete	numeric-8.0	2320	342	Municipality type
4	v6	IO-nr.	discrete	numeric-8.0	2320	342	IO-nr.
5	v9	Interview part	discrete	numeric-8.0	2320	342	Interview part
6	v11	Municipalities according to no <deciles>	discrete	numeric-8.0	2320	342	Municipalities according to no <deciles>
7	v13	Municipalities according to increasing no	discrete	numeric-8.0	2320	342	Municipalities according to increasing no
8	v15	Year of birth	discrete	numeric-8.0	2300	362	Year of birth
9	v19	3 figures in social security number (gender)	discrete	numeric-8.0	2095	567	Three figures in social security number (gender)
10	v20	Party membership	discrete	numeric-8.0	630	2032	Party membership
11	v22	Densely populated - sparsely populated	discrete	numeric-8.0	2320	342	Densely populated - sparsely populated
12	v23	Interview time in minutes	discrete	numeric-8.0	2312	350	Interview time in minutes
13	v25	IO visited, number of times	discrete	numeric-8.0	2285	377	IO visited, number of times
14	v26	Marital status	discrete	numeric-8.0	2320	342	Are you unmarried, married or previously married?
15	v27	Income-producing work?	discrete	numeric-8.0	2320	342	Do you have income-producing work as your most important source of subsistence?
16	v28	SSB industry code	discrete	numeric-8.0	1252	1410	What is your place of work? Name and adress of the company: What type of business is it? Type of activity, industry
17	v30	SSB occupational code	discrete	numeric-8.0	1187	1475	What is your main occupation?
18	v33	Employed, self-employed with/without hired help?	discrete	numeric-8.0	1252	1410	In your main occupation, are you employed, self-employed without hired help or self-employed with hired help?
19	v34	Source of subsistence	discrete	numeric-8.0	1068	1594	What is your most important work or source of subsistence?
20	v35	Income-producing work?	discrete	numeric-8.0	349	2313	Did you yourself have income-producing work at the point when you started receiveing pension/benefits?
21	v36	SSB industry code	discrete	numeric-8.0	203	2459	What was your place of work? The name of the company and the address. What type of business was it? (Industry) (previous income-producing work)
22	v38	SSB occupational code	discrete	numeric-8.0	208	2454	What was your main occupation?
23	v41	Employed, self-employed with/without hired help?	discrete	numeric-8.0	204	2458	Were you in your main occupation employed, self-employed without hired help or self-employed with hired help?



#	Name	Label	Type	Format	Valid	Invalid	Question
24	v42	SSB industry code	discrete	numeric-8.0	747	1915	What is/was your husband's place of work? What type of business is/was it?
25	v44	SSB occupational code	discrete	numeric-8.0	719	1943	What is/was your husband's main occupation?
26	v47	Employed, self-employed with/without hired help?	discrete	numeric-8.0	747	1915	Is/was he in his main occupation employed, self-employed without hired help or self-employed with hired help?
27	v48	Participate/participated in the EC referendum?	discrete	numeric-8.0	2320	342	Are you going to vote in the next referendum on Norwegian membership in the EC? Did you vote in the referendum on Norwegian membership in the EC?
28	v49	Voted yes-no?	discrete	numeric-8.0	1983	679	Will you vote yes or no to Norwegian membership in the EC? Did you vote yes or no to Norwegian membership in the EC?
29	v50	Reason not vote/voted?	discrete	numeric-8.0	303	2359	There are many reasons why people don't vote in referendums (on the EC). What is the most important reason for you not to vote? (What would you say was your reason for not voting).
30	v51	If were to vote: yes-no?	discrete	numeric-8.0	303	2359	If you had voted, what is most likely: Would you have voted yes or no to Norwegian membership in the EC?
31	v52	If looser affiliation, what	discrete	numeric-8.0	2054	608	If looser affiliation had been an option in the referendum next to full membership and no affiliation, what would you have voted?
32	v53	Right to vote in Storting election 1969?	discrete	numeric-8.0	2320	342	Did you have the right to vote in the Storting election in 1969?
33	v54	Participated in the election in 1969?	discrete	numeric-8.0	2192	470	Did you vote in the Storting election in 1969?
34	v55	Party voted for in 1969	discrete	numeric-8.0	2001	661	Which party or list did you vote for in the Storting election in 1969?
35	v56	Interest in the EC issue	discrete	numeric-8.0	2314	348	Have the question about norwegian membership in the EC interested you a lot, some or just a little?
36	v57	Arguments for membership - yes	discrete	numeric-8.0	804	1858	Arguments for membership - yes
37	v59	Arguments against membership - yes	discrete	numeric-8.0	906	1756	Even though you want to vote yes to Norwegian membership in the EC, are there any strong arguments against Norwegian membership?
38	v61	Arguments against membership - no	discrete	numeric-8.0	1002	1660	Arguments against membership - no
39	v63	Arguments for membership - no	discrete	numeric-8.0	968	1694	Even though you want to vote no to Norwegian membership in the EC, are there any strong arguments for Norwegian membership?
40	v65	Arguments for membership - don't know	discrete	numeric-8.0	392	2270	Is there anything in particular you think speaks for Norwegian membership in the EC?
41	v67	Arguments against membership - don't know	discrete	numeric-8.0	396	2266	Is there anything in particular you think speaks against Norwegian membership in the EC?

#	Name	Label	Type	Format	Valid	Invalid	Question
42	v69	EC membership's effect on autonomy	discrete	numeric-8.0	2317	345	The debate about Norwegian membership in the EC has often touched upon the question, "Do you think that Norway's autonomy is becoming smaller, that autonomy is actually becoming bigger, or that it will be unchanged when joining the EC?" or do you have no special opinion on this question?
43	v70	Consideration of autonomy meant a lot for stand	discrete	numeric-8.0	2001	661	Would you say that the consideration of Norwegian autonomy has meant a lot, some or little for your stand in the EC issue?
44	v71	Moving from outlying districts	discrete	numeric-8.0	2308	354	<a href="#">v71 question details</a>
45	v72	Membership affect moving?	discrete	numeric-8.0	2308	354	Do you think a potential Norwegian membership will have a significance for our opportunities to influence how many people move from outlying districts to central places here in Norway?
46	v73	Membership - more or less move?	discrete	numeric-8.0	2300	362	Do you think that a potential Norwegian membership would cause more or less people to move from outlying districts to central places than if we hadn't become members of the EC?
47	v74	Consideration regional policy meant a lot stand EC	discrete	numeric-8.0	2309	353	Would you say that the consideration of regional policy and regional development has meant a lot, some or little for your stand in the EC issue?
48	v75	EC membership and unemployment	discrete	numeric-8.0	2310	352	<a href="#">v75 question details</a>
49	v77	EC membership and number of foreign workers	discrete	numeric-8.0	2312	350	If Norway becomes a member of the EC, do you think that a considerable amount of foreigners will look for work in Norway, more than if we hadn't become a member, or do you think that membership will mean little for how many foreigners will look for work.
50	v76	EC membership and opportunity for work in own district	discrete	numeric-8.0	2311	351	Do you think people's opportunities to get work here in the district will be bigger, less or unaffected by Norwegian membership in the EC?
51	v78	Advantage with more foreign workers?	discrete	numeric-8.0	1295	1367	How desirable do you think such a development will be? Would you say very desirable, somewhat desirable or not desirable?
52	v79	Economic growth and membership - interest	discrete	numeric-8.0	2305	357	In the public debate, the opportunities for economic growth here in the country through membership or no membership in the EC have been discussed. Is this a question that has interested you a lot, somewhat or just a little?
53	v80	Growth rate and EC membership	discrete	numeric-8.0	2311	351	Do you think the economic growth here in the country will be significantly bigger if we become a member of the EC than if we don't become a member, do you think it will be significantly less, or do you think membership will mean

#	Name	Label	Type	Format	Valid	Invalid	Question
							little for the economic growth here in the country?
54	v81	EC membership - economic necessity?	discrete	numeric-8.0	907	1755	Would you say that the difference in economic growth is so great that we can not afford to stand outside of the EC, or would you say that the difference is not too great, and that we can manage well financially also if we stand outside the EC?
55	v82	EC membership - pollution of nature - interest	discrete	numeric-8.0	2311	351	Some claim that Norwegian membership will make it easier for us to fight pollution of nature, others claim it will make it more difficult. Is this a question that has interested you a lot, somewhat or just a little?
56	v83	EC membership and fighting pollution of nature	discrete	numeric-8.0	2309	353	Do you think that membership in the EC will make it easier or harder or would have little to say for the work on fighting pollution in Norway?
57	v84	Stand relation economic growth and nature	discrete	numeric-8.0	2309	353	Some see a contradiction between the consideration of economic growth and the conservation of nature. Is this a question you have tried to form an opinion about?
58	v85	Is priority given to economic growth rather than nature	discrete	numeric-8.0	945	1717	Today, is there put too much emphasis on economic growth being damaging to environmental protection, too much emphasis on environmental protection being damaging to economic growth, or is the relationship between these to considerations good as it is?
59	v86	EC and possibilities for peaceful development in Western Europe.	discrete	numeric-8.0	2303	359	In the debate about the EC, the question of a peaceful development in Europe has emerged. If we first look at Western Europe: Do you think that the EC will increase or decrease the potential for a peaceful development in Western Europe within this context?
60	v87	EC and possibilities for peaceful development between W-E Europe	discrete	numeric-8.0	2309	353	If we look at the relationship between Eastern and Western Europe: Do you think the EC will increase the potential for a peaceful development in the relationship between Eastern and Western Europe, decrease or that the EC doesn't have any significance in this matter?
61	v88	EC and developing countries - interested?	discrete	numeric-8.0	2309	353	In the discussion about the EC, the EC's relationship to poor countries, also called developing countries, has been discussed. Has this question interested you?
62	v89	EC policies - good for developing countries?	discrete	numeric-8.0	2320	342	Do you think the policy of the EC will make it easier or harder for the developing countries to improve their situations, or do you think the EC doesn't have any significance in this matter?
63	v90	EC develop into a unified state?	discrete	numeric-8.0	2320	342	Do you think the EC will develop into one unified state, or do you think countries who are members of the EC

#	Name	Label	Type	Format	Valid	Invalid	Question
							also in the future, will continue as independent states?
64	v91	Advantage with such a state formation in W. Europe	discrete	numeric-8.0	734	1928	Would you view it as an advantage or disadvantage if a formation of a unified nation were to occur in Western Europe?
65	v92	Advantage EC develop into one state?	discrete	numeric-8.0	1569	1093	Would you view it as an advantage or disadvantage if the EC was to develop in to a unified state?
66	v93	If EC become superpower, should Norway become member	discrete	numeric-8.0	2308	354	If this state formation was to develop into a military and economic superpower, like for example the US and the Soviet Union, would you view it as desirable or undesirable that Norway was part of this state?
67	v94	Will Norwegian interests be considered	discrete	numeric-8.0	2312	350	<a href="#">v94 question details</a>
68	v95	For-against NATO	discrete	numeric-8.0	2309	353	We would like to hear your opinion on Norway's relationship with NATO. Do you think we should continue being members of NATO, do you think that this membership should be terminated or is this an issue you haven't formed an opinion about?
69	v96	Is the Norwegian negotiation result good?	discrete	numeric-8.0	2308	354	How do you fully assess the results of the negotiations that Norway achieved with the EC? Do you think the results of the negotiations are very satisfactory, quite satisfactory or do you think that they are a little or not satisfactory at all?
70	v97	Is the fishery agreement good?	discrete	numeric-8.0	2307	355	<a href="#">v97 question details</a>
71	v98	Is the agricultural agreement good?	discrete	numeric-8.0	2312	350	In the debate, the question of the position of agriculture has also been brought up several times. In your opinion, have Norway's achieved negotiation results for Norwegian agriculture been very satisfactory, quite satisfactory or little or not satisfactory at all?
72	v99	Has the negotiation result affected own stand	discrete	numeric-8.0	2296	366	Has your opinion on the negotiation results had a lot of, some or just a little significance for your stand on the EC issue?
73	v100	EC membership and own economic position	discrete	numeric-8.0	2309	353	If we become a member of the EC: Do you think your economic situation will be significantly improved or significantly worsened if we don't become a member of the EC, or do you think your economic situation won't be particularly affected?
74	v101	Number of household memberships above the age of 15	discrete	numeric-8.0	2314	348	How many persons above the age of 15, including yourself, are there in your household?
75	v102	Household members' stand on EC	discrete	numeric-8.0	2308	354	Are the other members in your household for membership or are they against membership or are some for and others against?

#	Name	Label	Type	Format	Valid	Invalid	Question
76	v103	Frequency of EC conversations with family and friends	discrete	numeric-8.0	2313	349	How often would you say that you have spoken with others in the family or with friends and acquaintances about the EC issue? Would you say very often, quite often, quite rare or very rare?
77	v104	Conversations' significance for EC stand	discrete	numeric-8.0	2305	357	Would you say that such conversations has had a lot of significance, some or just a little significance for your own stand on the EC issue?
78	v105	Attempts to persuade others	discrete	numeric-8.0	2303	359	When you have talked about the EC issue with other people who don't have the same opinion as yourself, would you say that you often, sometimes or rarely or never have tried to persuade the other person into changing their opinion?
79	v106	Belgium - member of the EC?	discrete	numeric-8.0	2161	501	Of the countries written on the card, can you remember which have been members of the EC from the beginning... .. A. Belgium
80	v107	Denmark - member of the EC?	discrete	numeric-8.0	984	1678	Of the countries written on the card, can you remember which have been members of the EC from the beginning... .. B. Denmark
81	v108	Finland - member of the EC?	discrete	numeric-8.0	984	1678	Of the countries written on the card, can you remember which have been members of the EC from the beginning... .. C. Finland
82	v109	France - member of the EC?	discrete	numeric-8.0	984	1678	Of the countries written on the card, can you remember which have been members of the EC from the beginning... .. D. France
83	v110	Ireland - member of the EC?	discrete	numeric-8.0	984	1678	Of the countries written on the card, can you remember which have been members of the EC from the beginning... .. E. Ireland
84	v111	Italy - member of the EC?	discrete	numeric-8.0	984	1678	Of the countries written on the card, can you remember which have been members of the EC from the beginning... .. F. Italy
85	v112	Yugoslavia - member of the EC?	discrete	numeric-8.0	984	1678	Of the countries written on the card, can you remember which have been members of the EC from the beginning... .. G. Yugoslavia
86	v113	Luxembourg - member of the EC?	discrete	numeric-8.0	984	1678	Of the countries written on the card, can you remember which have been members of the EC from the beginning... .. H. Luxembourg
87	v114	The Netherlands - member of the EC?	discrete	numeric-8.0	984	1678	Of the countries written on the card, can you remember which have been members of the EC from the beginning... .. I. The Netherlands
88	v115	Poland - member of the EC?	discrete	numeric-8.0	984	1678	Of the countries written on the card, can you remember which have been members of the EC from the beginning... .. J. Poland
89	v116	Spain - member of the EC?	discrete	numeric-8.0	984	1678	Of the countries written on the card, can you remember which have been members of the EC from the beginning... .. K. Spain

#	Name	Label	Type	Format	Valid	Invalid	Question
90	v117	Great Britain - member of the EC?	discrete	numeric-8.0	984	1678	Of the countries written on the card, can you remember which have been members of the EC from the beginning... ... L. Great Britain
91	v118	Switzerland - member of the EC?	discrete	numeric-8.0	984	1678	Of the countries written on the card, can you remember which have been members of the EC from the beginning... ... M. Switzerland
92	v119	Sweden - member of the EC?	discrete	numeric-8.0	984	1678	Of the countries written on the card, can you remember which have been members of the EC from the beginning... ... N. Sweden
93	v120	Czechoslovakia - member of the EC?	discrete	numeric-8.0	984	1678	Of the countries written on the card, can you remember which have been members of the EC from the beginning... ... O. Czechoslovakia
94	v121	West Germany - member of the EC?	discrete	numeric-8.0	984	1678	Of the countries written on the card, can you remember which have been members of the EC from the beginning... ... P. West Germany
95	v122	Belgium - member of the EC?	discrete	numeric-8.0	2095	567	Can you remember which of the countries at the turn of the year 1971/1972 ended negotiations for a membership in the EC... ... A. Belgium
96	v123	Denmark - applicant country?	discrete	numeric-8.0	886	1776	Can you remember which of the countries at the turn of the year 1971/1972 ended negotiations for a membership in the EC... ... B. Denmark
97	v124	Finland - applicant country?	discrete	numeric-8.0	886	1776	Can you remember which of the countries at the turn of the year 1971/1972 ended negotiations for a membership in the EC... ... C. Finland
98	v125	France - applicant country?	discrete	numeric-8.0	886	1776	Can you remember which of the countries at the turn of the year 1971/1972 ended negotiations for a membership in the EC... ... D. France
99	v126	Ireland - applicant country?	discrete	numeric-8.0	886	1776	Can you remember which of the countries at the turn of the year 1971/1972 ended negotiations for a membership in the EC... ... E. Ireland
100	v127	Italy - applicant country?	discrete	numeric-8.0	886	1776	Can you remember which of the countries at the turn of the year 1971/1972 ended negotiations for a membership in the EC... ... F. Italy
101	v128	Yugoslavia - applicant country?	discrete	numeric-8.0	886	1776	Can you remember which of the countries at the turn of the year 1971/1972 ended negotiations for a membership in the EC... ... G. Yugoslavia
102	v129	Luxembourg - applicant country?	discrete	numeric-8.0	886	1776	Can you remember which of the countries at the turn of the year 1971/1972 ended negotiations for a membership in the EC... ... H. Luxembourg
103	v130	The Netherlands - applicant country?	discrete	numeric-8.0	886	1776	Can you remember which of the countries at the turn of the year 1971/1972 ended negotiations for a membership in the EC... ... I. The Netherlands

#	Name	Label	Type	Format	Valid	Invalid	Question
104	v131	Poland - applicant country?	discrete	numeric-8.0	886	1776	Can you remember which of the countries at the turn of the year 1971/1972 ended negotiations for a membership in the EC... .. J. Poland
105	v132	Spain - applicant country?	discrete	numeric-8.0	886	1776	Can you remember which of the countries at the turn of the year 1971/1972 ended negotiations for a membership in the EC... .. K. Spain
106	v133	Great Britain - applicant country?	discrete	numeric-8.0	886	1776	Can you remember which of the countries at the turn of the year 1971/1972 ended negotiations for a membership in the EC... .. L. Great Britain
107	v134	Switzerland - applicant country?	discrete	numeric-8.0	886	1776	Can you remember which of the countries at the turn of the year 1971/1972 ended negotiations for a membership in the EC... .. M. Switzerland
108	v135	Sweden - applicant country?	discrete	numeric-8.0	886	1776	Can you remember which of the countries at the turn of the year 1971/1972 ended negotiations for a membership in the EC... .. N. Sweden
109	v136	Czechoslovakia - applicant country?	discrete	numeric-8.0	886	1776	Can you remember which of the countries at the turn of the year 1971/1972 ended negotiations for a membership in the EC... .. O. Czechoslovakia
110	v137	West Germany - applicant country?	discrete	numeric-8.0	886	1776	Can you remember which of the countries at the turn of the year 1971/1972 ended negotiations for a membership in the EC... .. P. West Germany
111	v138	Employment ensured governmental influence bank	discrete	numeric-8.0	2299	363	Could you for each statement, state the response written on the card that best describes your opinion... .. A. If the state has more influence over the activities of banks and companies, full employment can be more easily ensured.
112	v139	Without control industry capital too	discrete	numeric-8.0	2295	367	Could you for each statement, state the response written on the card that best describes your opinion... .. B. The leading banks and the industry will have too much influence if society doesn't have the opportunity to control private industries.
113	v140	Greater income equality	discrete	numeric-8.0	2298	364	Could you for each statement, state the response written on the card that best describes your opinion... .. C. One should, in our country, work for more equality when it comes to people's incomes.
114	v141	Radio-given information significance for stand	discrete	numeric-8.0	2304	358	Could you, for each source, state if it has given you information about the EC issue or not, and if so, if the information has meant a lot or little for your opinion on Norwegian membership in the EC... .. A. Radio
115	v142	TV-given information significance for stand	discrete	numeric-8.0	2307	355	Could you, for each source, state if it has given you information about the EC issue or not, and if so, if the information has meant a lot or little for

#	Name	Label	Type	Format	Valid	Invalid	Question
							your opinion on Norwegian membership in the EC... ... B. Television
116	v143	Newspaper-given information significance for stand	discrete	numeric-8.0	2298	364	Could you, for each source, state if it has given you information about the EC issue or not, and if so, if the information has meant a lot or little for your opinion on Norwegian membership in the EC... ... C. Newspapers
117	v144	Journals, magazines - significance for stand	discrete	numeric-8.0	2289	373	Could you, for each source, state if it has given you information about the EC issue or not, and if so, if the information has meant a lot or little for your opinion on Norwegian membership in the EC... ... D. Journals and news magazines
118	v145	Pamphlets, leaflets - significance for stand	discrete	numeric-8.0	2290	372	Could you, for each source, state if it has given you information about the EC issue or not, and if so, if the information has meant a lot or little for your opinion on Norwegian membership in the EC... ... E. Pamphlets, leaflets
119	v146	Family, friends - significance for stand	discrete	numeric-8.0	2299	363	Could you, for each source, state if it has given you information about the EC issue or not, and if so, if the information has meant a lot or little for your opinion on Norwegian membership in the EC... ... F. Family or friends who closely follow social issues
120	v147	Was the EC debate useful?	discrete	numeric-8.0	2308	354	When you think about the public debate about the EC issue, would you say that it has been very useful, somewhat useful or just a little bit useful to you?
121	v148	Advantage with ad hoc org. in addition to parties	discrete	numeric-8.0	2307	355	<a href="#">v148 question details</a>
122	v149	Participated in EC meeting	discrete	numeric-8.0	2309	353	Have you participated in meetings where the question about Norwegian membership in the EC has been the topic of discussion?
123	v150	Participated in demonstrations, petitions	discrete	numeric-8.0	2305	357	Have you participated in demonstrations, signed petitions, strikes or other forms of demonstrations for or against Norwegian membership in the EC?
124	v151	Party affiliation?	discrete	numeric-8.0	2310	352	Would you say that you ordinarily consider yourself to be a "høyremann(-kvinne) (follower of the Conservative Party), venstremann(-kvinne) (follower of the Liberal Party), arbeiderpartimann(-kvinne) (follower of the Labour Party) etc., or do you not feel affiliated with any party?
125	v152	Party affiliation	discrete	numeric-8.0	1194	1468	Which party do you feel affiliated with?
126	v153	Strongly convinced party follower	discrete	numeric-8.0	1194	1468	Do you consider yourself to be a strongly convinced supporter of this party or are you not a particularly convinced follower?
127	v154	Paying party member?	discrete	numeric-8.0	1195	1467	Are you for the time being, a paying member of this party?



#	Name	Label	Type	Format	Valid	Invalid	Question
128	v155	Could become paying party member?	discrete	numeric-8.0	883	1779	Would you like to become a member of this party if you were asked about it?
129	v156	Organizational membership	discrete	numeric-8.0	1039	1623	Which of the following types of organisations are you a member of?
130	v159	Number of organizational memberships	discrete	numeric-8.0	1354	1308	If you think of organisations, associations or teams that you in some way are a member of, how many is that in total?
131	v160	Party closest to own EC stand	discrete	numeric-8.0	2320	342	Which political party do you think stand closest to your own opinion on the EC issue?
132	v161	Total abstainer, temperance person, drinks alcohol	discrete	numeric-8.0	2320	342	Do you consider yourself to be a total abstainer, or do you drink alcohol from time to time?
133	v162	Interest temperance issue	discrete	numeric-8.0	540	2122	Are you very, somewhat or little interested in the temperance issue?
134	v163	Number of times last month listened to church service TV	discrete	numeric-8.0	1303	1359	How many times have you during the last month, listened to the church service on the radio and on the television?
135	v164	Number of times last month church or religious	discrete	numeric-8.0	467	2195	How many times during the last month have you attended a church service or gone to religious meetings?
136	v165	Form of writing	discrete	numeric-8.0	2320	342	Which form of writing do you prefer when you write?
137	v166	Storting election tomorrow - participate?	discrete	numeric-8.0	2312	350	Would you vote or not if there had been a Storting election tomorrow?
138	v167	Party election, if only parties	discrete	numeric-8.0	1978	684	Which party would you vote for in this election if only parties ran for election?
139	v168	Party liked the best	discrete	numeric-8.0	2307	355	People have differing opinions on the different parties. Some like other parties better than others, and some dislike some parties more than others. Which party would you say you like the best?
140	v169	Party liked the second best	discrete	numeric-8.0	2091	571	When we ignore this party, which other party do you then like the best?
141	v170	Party liked the third best	discrete	numeric-8.0	1486	1176	And after this one, which party do you then like the best?
142	v171	Party liked the least	discrete	numeric-8.0	2297	365	Which of the parties do you like the least?
143	v172	Party liked the second least	discrete	numeric-8.0	1843	819	And after this, which of the parties do you like the least?
144	v173	Interest for political questions	discrete	numeric-8.0	2307	355	How interested are you in political questions? Would you say very interested, somewhat interested or little interested?
145	v174	Interest for Storting, government	discrete	numeric-8.0	2305	357	Would you say you are very, somewhat or little interested in following what happens in the government and at Stortinget?
146	v175	Interest for local politics	discrete	numeric-8.0	2307	355	Would you say you are very, somewhat or little interested in following issues treated by the municipal government in your municipality?

#	Name	Label	Type	Format	Valid	Invalid	Question
147	v176	Interest for foreign policy	discrete	numeric-8.0	2307	355	Would you say you are very, somewhat or little interested in following what happens in the foreign policy area?
148	v177	More frequent use of referendums?	discrete	numeric-8.0	2306	356	<a href="#">v177 question details</a>
149	v178	Right to use referendum in EC issue?	discrete	numeric-8.0	2309	353	<a href="#">v178 question details</a>
150	v179	Finished general education?	discrete	numeric-8.0	2320	342	What type of general education have you completed?
151	v180	Other education - at least of 5 months duration	discrete	numeric-8.0	2300	362	Have you completed some other form of education where the schooling or studies have lasted for at least 5 months? (Apprenticeship, work experience period is not to be included).
152	v181	Utdanningens art - ssb standardkode Type of education- SSB standard code	discrete	numeric-8.0	1091	1571	What type of education is this? In case of more than one, state only the one that you think is the most important.
153	v183	Income	discrete	numeric-8.0	2320	342	What was your estimated income (net income on the tax form) in 1971
154	v184	Gender	discrete	numeric-8.0	2320	342	Gender
155	v185	Age	discrete	numeric-8.0	2320	342	Age is determined by the 25th of September 1972
156	v186	Advantage EC a state? <recoding 91+92>	discrete	numeric-8.0	2303	359	This variable is diverted from question 57 and 58. The variable expresses attitude towards the EC as a separate state formation in Western Europe, regardless of whether it is realistic or not.
157	v187	Right and wrong EC countries	discrete	numeric-8.0	2320	342	Correct and wrong on EC countries and applicant countries
158	v188	Level of education	discrete	numeric-8.0	2320	342	Level of education
159	v189	Income, 3 groups	discrete	numeric-8.0	2320	342	Income, 3 groups
160	v190	Participation - voting Storting election 1969	discrete	numeric-8.0	2320	342	Participation - voting Storting Election 1969
161	v192	Grouping of occupations 1	discrete	numeric-8.0	2320	342	Grouping of occupations 1
162	v193	Grouping of occupations 2	discrete	numeric-8.0	2320	342	Grouping of occupations 2
163	v194	Arguments against EC - recoded	discrete	numeric-8.0	2287	375	Arguments against EC - recoded
164	v195	Arguments for EC - recoded	discrete	numeric-8.0	1523	1139	Arguments for EC - recoded
165	v196	Part of country	discrete	numeric-8.0	2320	342	Part of country
166	v199	Would participate in the referendum? Part 1	discrete	numeric-8.0	1171	1491	Would participate in the referendum? Part 1
167	v200	Would vote yes-no? Part 1	discrete	numeric-8.0	1017	1645	Would vote yes-no? Part 1
168	v201	Project nr. Storting 73	discrete	numeric-8.0	2389	273	Project nr. Storting 73
169	v205	Municipal type	discrete	numeric-8.0	2389	273	Municipal type
170	v206	IO nr.	continuous	numeric-8.0	2389	273	Respondent nr.
171	v210	EC survey code	discrete	numeric-8.0	2389	273	EC survey code
172	v212	Municipalities according to no <deciles>	discrete	numeric-8.0	2389	273	Municipalities after no <deciles>

#	Name	Label	Type	Format	Valid	Invalid	Question
173	v214	Municipalities scording to increasing no <	discrete	numeric-8.0	2389	273	Municipalities after increasing no <
174	v216	Year of birth	continuous	numeric-8.0	2366	296	Year of birth
175	v220	3 figures in social security nr.	continuous	numeric-8.0	2146	516	Three numbers in social security nr.
176	v223	Densely - sparsely populated	discrete	numeric-8.0	2389	273	Based on the guidelines of the instructions, it should be stated whether the respondent lives in a densely or sparsely populated area.
177	v224	Interview time in minutes	continuous	numeric-8.0	2226	436	Interview time in minutes
178	v226	Number of times visited	continuous	numeric-8.0	2204	458	Number of times visited
179	v227	Marital status	discrete	numeric-8.0	2389	273	Are you unmarried, married or previously married?
180	v228	Income-producing work	discrete	numeric-8.0	2389	273	Do you yourself have income-producing work as your main source of subsistence?
181	v229	SSB industry code	discrete	numeric-8.0	1260	1402	Where do you work? What type of industry is this? (Industry)
182	v231	SSB occupational code	discrete	numeric-8.0	1195	1467	What is your main occupation?
183	v233	Employed, self-employed without hired help, self-employed with hired help	discrete	numeric-8.0	1261	1401	Are you, in your main occupation, employed, self-employed without hired help or self-employed with hired help?
184	v234	Source of subsistence	discrete	numeric-8.0	1125	1537	What is your most important task or source of subsistence? (Disabled are grouped as pensioner, benefit receiver).
185	v235	Income-producing work?	discrete	numeric-8.0	375	2287	Did you yourself have income-producing work until the time when you started receiving pension/benefits?
186	v236	SSB industry code	discrete	numeric-8.0	242	2420	What was your last place of employment? What type of business was it? (Type of business, industry)
187	v238	SSB occupational code	discrete	numeric-8.0	244	2418	What was your main occupation?
188	v240	Employed, self-employed without hired help, self-employed with hired help	discrete	numeric-8.0	244	2418	Were you, in your main occupation, employed, self-employed without hired help or self-employed with hired help?
189	v241	Spouse - income-producing work?	discrete	numeric-8.0	796	1866	Does your spouse have/did your spouse have income-producing work as the most important source of subsistence?
190	v242	Spouse's source of subsistence?	discrete	numeric-8.0	130	2532	What is/was your spouse's most important task or source of subsistence?
191	v243	SSB industry code	discrete	numeric-8.0	749	1913	Where does/Where did your spouse work? (If the spouse is/was a pensioner og receiver of benefits, state the last place of work). What type of business is/was it) (Industry)
192	v245	SSB occupational code	discrete	numeric-8.0	726	1936	What is/was your spouse's main occupation?
193	v247	Employed, self-employed without hired help, self-employed with hired help	discrete	numeric-8.0	753	1909	Is/was your spouse in his/her main occupation employed, self-employed without hired help or self-employed with hired help?
194	v248	Income	discrete	numeric-8.0	2276	386	What was your and your spouse's estimated income in 1972?

#	Name	Label	Type	Format	Valid	Invalid	Question
195	v249	General education	discrete	numeric-8.0	2389	273	What general education have you completed?
196	v250	Other education - of at least 5 months duration	discrete	numeric-8.0	2388	274	Have you completed some other form of education where the schooling or studies have lasted for at least 5 months?
197	v251	Type of education - SSB standard code	discrete	numeric-8.0	1121	1541	What type of education is this?
198	v257	Participated in Storting election 1973?	discrete	numeric-8.0	2389	273	Did you vote in the election?
199	v258	Party choice	discrete	numeric-8.0	2075	587	Which party or list did you vote for?
200	v260	No joint lists - which party?	discrete	numeric-8.0	311	2351	If the parties on the joint lists had run for election as single lists, which of the parties on the joint lists would you have voted for?
201	v262	Party likes the second best	discrete	numeric-8.0	82	2580	If the list you voted for hadn't existed in the election: Which of the other lists in your county would you have voted for?
202	v264	For - against establishment control	discrete	numeric-8.0	2365	297	Among the topics discussed was if one should limit the possibility to start new businesses and to expand existing businesses in and around some of the larger cities in Norway. Do you agree or disagree to such an establishment control?
203	v265	Satisfied with the trade agreement EC?	discrete	numeric-8.0	2369	293	Do you think the trade agreement between Norway and the EC (the European Communities) all in all is very satisfactory, quite satisfactory or do you think it is little or not satisfactory at all for Norway?
204	v266	Attitude towards Norwegian membership in EC	discrete	numeric-8.0	2366	296	If there was a new referendum tomorrow on Norwegian membership in the EC, equivalent to the one held in September last year, would you have voted yes or no to Norwegian membership?
205	v267	Agree elected bodies greater influence bank - insurance	discrete	numeric-8.0	2364	298	The private banks' and the insurance companies' positions were discussed during the election campaign. Do you agree or disagree that elected bodies should have a significantly greater influence over today's banking and insurance companies?
206	v268	Taken a stand on free abortion?	discrete	numeric-8.0	2389	273	There are differing opinions about self-determined termination of pregnancy, i.e. free abortion. Have you formed an opinion about this issue?
207	v269	The Woman decide or committee?	discrete	numeric-8.0	1874	788	In your opinion, should the woman herself decide whether she should have an abortion, or do you think the decision should be made by a special abortion committee?
208	v270	Only abortion when the mother's life at risk?	discrete	numeric-8.0	954	1708	Do you think the committee should permit abortion only when a continuation of a pregnancy can endanger the mother's life, or do you think abortion should be allowed in other situations as well?

#	Name	Label	Type	Format	Valid	Invalid	Question
209	v271	Abortion - physical - mental health or also social	discrete	numeric-8.0	549	2113	<a href="#">v271 question details</a>
210	v275	TV show Valgnytt - weekly viewer frequency	discrete	numeric-8.0	1709	953	<a href="#">v275 question details</a>
211	v276	TV show Partiene svarer - seen?	discrete	numeric-8.0	2376	286	The other election series aired on television was "Partiene svarer", which was sent some nights from 21.15-22.00. Did you see any of these programs?
212	v277	Seen election program: RV	discrete	numeric-8.0	1638	1024	Which of these programs did you see ("Partiene svarer") ... .. A. Rød Valgallianse (Red Electoral Alliance) by Kjersti Eriksson and Vidar Våde sent Monday 20th of August.
213	v278	Seen: DNF	discrete	numeric-8.0	1645	1017	Which of these programs did you see ("Partiene svarer") ... .. B. Det nye Folkepartiet (New People's Party) by Halvdan Hegtun and Ole Myrvoll sent Wednesday 22nd of August
214	v279	Seen: Sp	discrete	numeric-8.0	1638	1024	Which of these programs did you see ("Partiene svarer") ... .. C. Senterpartiet (Centre Party) by Per Borten and Erland Steenberg sent Friday 24th of August
215	v280	Seen: SV	discrete	numeric-8.0	1657	1005	Which of these programs did you see ("Partiene svarer") ... .. D. Sosialistisk Valgforbund (Socialist Electoral League) by Berit Ås, Berge Furre and Reidar Larsen sent Monday 27th of August
216	v281	Seen: Ap	discrete	numeric-8.0	1653	1009	Which of these programs did you see ("Partiene svarer") ... .. E. Arbeiderpartiet (Labour party) by Anne Marie Lorentzen and Bjartmar Gjerde sent Wednesday 29th of August
217	v282	Seen: H	discrete	numeric-8.0	1641	1021	Which of these programs did you see ("Partiene svarer") ... .. F. Høyre (Conservative Party) by Sverre Stray and Erling Norvik sent Thursday 30th of August
218	v283	Seen: KrF	discrete	numeric-8.0	1642	1020	Which of these programs did you see ("Partiene svarer") ... .. G. Kristelig Folkeparti (Christian Deomocratic Party) by Kåre Kristiansen and Asbjørn Haugstvedt sent Friday 31st of August
219	v284	Seen: ALP	discrete	numeric-8.0	1663	999	Which of these programs did you see ("Partiene svarer") ... .. H. Anders Langes Parti (Anders Lange's Party) by Arve Lønnum and Erik Gjems-Onstad sent Monday 3rd of September
220	v285	Seen: V	discrete	numeric-8.0	1633	1029	Which of these programs did you see ("Partiene svarer") ... .. I. Venstre (Liberal Party) by Hallvard Eika and Hans Hammond Rossbach sent Wednesday 5th of September
221	v286	Saw the party leader debate?	discrete	numeric-8.0	2337	325	Did you see the closing party leader debate which was televised on Friday the 7th of September from 19.00 to 22.00?
222	v287	Listened to radio program: Sluttstrek	discrete	numeric-8.0	2357	305	We also have some questions about the programs on the radio. Friday the

#	Name	Label	Type	Format	Valid	Invalid	Question
							7th of September, i.e. the same night as the closing party leader debate on television, the radio broadcasted the closing program "Sluttstrek" from 22.30 to 02.00. Did you listen to this program?
223	v288	Listened to radio program: Valg-ekstra?	discrete	numeric-8.0	2374	288	During the last three weeks before the election, the radio broadcasted the reportage series "Valg-ekstra" from 07.40 to 07.45 in the morning and from 22.15 to 22.35 at night. Did you listen to any of these reportages?
224	v289	Weekly listening frequency - Valg-ekstra in the morning	discrete	numeric-8.0	409	2253	How many of the reportages that were broadcasted during the morning would you estimate you listened to per week?
225	v290	Weekly listening frequency - Valg-ekstra in the evening	discrete	numeric-8.0	363	2299	How many of the reportages that were broadcasted during the night would you estimate you listened to per week?
226	v291	Listened to radio show Pressekonferanse	discrete	numeric-8.0	2379	283	During the last weeks before the election the radio also broadcasted the series "Pressekonferanse". The programs in the series were broadcasted from 12.45 to 13.10 on Mondays, Tuesdays, Fridays and Saturdays. Did you listen to any of the programs in this series?
227	v292	Listened to Pressekonferanse: SV	discrete	numeric-8.0	396	2266	Which of these programs did you listen to (the radio series "Pressekonferanse") ... A. Sosialistisk Valgforbund (Socialist Electoral League) by Ragnar Kalheim, Stein Ørnhøi and Kari Kromann sent Monday 20th of August
228	v293	Listened: V	discrete	numeric-8.0	398	2264	Which of these programs did you listen to (the radio series "Pressekonferanse") ... B. Venstre (Liberal Party) by Helge Rognlien and Gunnar Garbo sent Tuesday 21st of August
229	v294	Listened: H	discrete	numeric-8.0	406	2256	Which of these programs did you listen to (the radio series "Pressekonferanse") ... C. Høyre (Conservative Party) by Kåre Willoch and Håkon Kyllingmark sent Friday 24th of August
230	v295	Listened: RV	discrete	numeric-8.0	399	2263	Which of these programs did you listen to (the radio series "Pressekonferanse") ... D. Rød Valgallianse (Red Electoral Alliance) by Arna Meisfjord and Pål Steigan sent Saturday 25th of August
231	v296	Listened: DNF	discrete	numeric-8.0	403	2259	Which of these programs did you listen to (the radio series "Pressekonferanse") ... E. Det nye Folkepartiet (New People's Party) by Helge Seip and Bent Røiseland sent Monday 27th of August
232	v297	Listened: KrF	discrete	numeric-8.0	410	2252	Which of these programs did you listen to (the radio series "Pressekonferanse") ... F. Kristelig Folkeparti (Christian Democratic party) by Lars Korvald and Kåre Kristiansen sent Tuesday 28th of August

#	Name	Label	Type	Format	Valid	Invalid	Question
233	v298	Listened: Ap	discrete	numeric-8.0	402	2260	Which of these programs did you listen to (the radio series "Pressekonferanse") ... .. G. Arbeiderpartiet (Labour Party) by Trygve Bratteli and Sonja Ludvigsen sent Friday 31st of August
234	v299	Listened: ALP	discrete	numeric-8.0	404	2258	Which of these programs did you listen to (the radio series "Pressekonferanse") ... .. H. Anders Langes Parti (Anders Lange's Party) by Herlog Larsen and Erik Gjems-Onstad sent Saturday 1st of September
235	v300	Listened: Sp	discrete	numeric-8.0	401	2261	Which of these programs did you listen to (the radio series "Pressekonferanse") ... .. I. Senterpartiet (Centre Party) by Dagfinn Vårvik and Erland Steenberg sent Monday 3rd of September
236	v301	Listened to district telephone program?	discrete	numeric-8.0	2365	297	<a href="#">v301 question details</a>
237	v302	How many district telephone programs per week	discrete	numeric-8.0	1084	1578	How many programs would you estimate that you listened to per week? (The radio's regional interception service programs)?
238	v303	Listened to "state" telephone program?	discrete	numeric-8.0	2367	295	The other series of interception service programs was broadcasted from 19.00 to 20.00 on Tuesdays, Wednesdays and Thursdays during the last three weeks before the election. Did you listen to any of the programs in this series?
239	v304	Listened to telephone program: KrF	discrete	numeric-8.0	593	2069	Which of these programs did you listen to (The radio's interception service programs) ... .. A. Kristelig Folkeparti (Christian Democratic Party) by Egil Aarvik and Bergfrid Fjose sent Tuesday 21st of August
240	v305	Listened: Ap	discrete	numeric-8.0	596	2066	Which of these programs did you listen to (The radio's interception service programs) ... .. B. Arbeiderpartiet (Labour Party) by Guttorm Hansen and Oddvar Nordli sent Wednesday 22nd of August
241	v306	Listened: DNF	discrete	numeric-8.0	582	2080	Which of these programs did you listen to (The radio's interception service programs) ... .. C. Det nye Folkepartiet (New People's Party) by Magne Lerheim and Anne Louise Beer sent Thursday 23rd of August
242	v307	Listened: RV	discrete	numeric-8.0	588	2074	Which of these programs did you listen to (The radio's interception service programs) ... .. D. Rød Valgallianse (Red Electoral Alliance) by Tor Mostue and Tron Øgrim sent Tuesday 28th of August
243	v308	Listened: V	discrete	numeric-8.0	576	2086	Which of these programs did you listen to (The radio's interception service programs) ... .. E. Venstre (Liberal Party) by Torstein Slungård and Målfrid Bolstad sent Wednesday 29th of August
244	v309	Listened: ALP	discrete	numeric-8.0	602	2060	Which of these programs did you listen to (The radio's interception service

#	Name	Label	Type	Format	Valid	Invalid	Question
							programs) ... .. F. Anders Langes Parti by Erik Gjems-Onstad and Carl I. Hagen sent Thursday 30th of August
245	v310	Listened: Sp	discrete	numeric-8.0	581	2081	Which of these programs did you listen to (The radio's interception service programs) ... .. G. Senterpartiet (Centre Party) by Helga Gitmark and Arnt Hagen sent Tuesday 4th of September
246	v311	Listened: SV	discrete	numeric-8.0	587	2075	Which of these programs did you listen to (The radio's interception service programs) ... .. H. Sosialistisk Valgforbund (Socialist Electoral League) by Ole Wiig, Torild Skard and Arne Jørgensen sent Wednesday 5th of September
247	v312	Listened: H	discrete	numeric-8.0	587	2075	Which of these programs did you listen to (The radio's interception service programs) ... .. I. Høyre (Conservative Party) by Lars Platou and Bodil Aakre sent Thursday 6th of September
248	v313	Watched TV during the night of the election?	discrete	numeric-8.0	2375	287	Did you see the reportage program on television on the evening/night of the election?
249	v314	How long did you follow TV reportage?	discrete	numeric-8.0	1552	1110	For approximately how long did you see the reportage on television? (The evening/night of the election)
250	v315	Listened to radio election night?	discrete	numeric-8.0	2357	305	Did you listen to the reportage program on the radio on the evening/night of the election?
251	v316	How long listen to radio reportage?	discrete	numeric-8.0	308	2354	For approximately how long did you listen to the reportage on the radio? (The evening/night of the election)
252	v317	Gender	discrete	numeric-8.0	2389	273	Gender
253	v318	Age	continuous	numeric-8.0	2389	273	Age
254	v321	Age group	discrete	numeric-8.0	2389	273	Age group
255	v322	Income category	discrete	numeric-8.0	2389	273	Income category
256	v323	Education level	discrete	numeric-8.0	2372	290	Education level
257	v324	Occupation grouping 1	discrete	numeric-8.0	2389	273	Occupation grouping 1
258	v325	Occupation grouping 2	discrete	numeric-8.0	2389	273	Occupation grouping 2
259	v326	Socio-economic status	discrete	numeric-8.0	2389	273	Socio-economic status
260	v327	Abortion issue	discrete	numeric-8.0	2389	273	Abortion issue
261	v328	Trade district	discrete	numeric-8.0	2389	273	Trade district
262	v331	Part of country	discrete	numeric-8.0	2389	273	Part of country

### Group Background variables

#	Name	Label	Type	Format	Valid	Invalid	Question
1	v5	Municipality type	discrete	numeric-8.0	2320	342	Municipality type
2	v11	Municipalities according to no <deciles>	discrete	numeric-8.0	2320	342	Municipalities according to no <deciles>
3	v13	Municipalities according to increasing no	discrete	numeric-8.0	2320	342	Municipalities according to increasing no



#	Name	Label	Type	Format	Valid	Invalid	Question
4	v15	Year of birth	discrete	numeric-8.0	2300	362	Year of birth
5	v19	3 figures in social security number (gender)	discrete	numeric-8.0	2095	567	Three figures in social security number (gender)
6	v22	Densely populated - sparsely populated	discrete	numeric-8.0	2320	342	Densely populated - sparsely populated
7	v26	Marital status	discrete	numeric-8.0	2320	342	Are you unmarried, married or previously married?
8	v101	Number of household memberships above the age of 15	discrete	numeric-8.0	2314	348	How many persons above the age of 15, including yourself, are there in your household?
9	v179	Finished general education?	discrete	numeric-8.0	2320	342	What type of general education have you completed?
10	v180	Other education - at least of 5 months duration	discrete	numeric-8.0	2300	362	Have you completed some other form of education where the schooling or studies have lasted for at least 5 months? (Apprenticeship, work experience period is not to be included).
11	v181	Utdanningens art - ssb standardkode Type of education- SSB standard code	discrete	numeric-8.0	1091	1571	What type of education is this? In case of more than one, state only the one that you think is the most important.
12	v184	Gender	discrete	numeric-8.0	2320	342	Gender
13	v185	Age	discrete	numeric-8.0	2320	342	Age is determined by the 25th of September 1972
14	v188	Level of education	discrete	numeric-8.0	2320	342	Level of education
15	v196	Part of country	discrete	numeric-8.0	2320	342	Part of country
16	v205	Municipal type	discrete	numeric-8.0	2389	273	Municipal type
17	v212	Municipalities according to no <deciles>	discrete	numeric-8.0	2389	273	Municipalities after no <deciles>
18	v214	Municipalities according to increasing no <	discrete	numeric-8.0	2389	273	Municipalities after increasing no <
19	v216	Year of birth	continuous	numeric-8.0	2366	296	Year of birth
20	v220	3 figures in social security nr.	continuous	numeric-8.0	2146	516	Three numbers in social security nr.
21	v223	Densely - sparsely populated	discrete	numeric-8.0	2389	273	Based on the guidelines of the instructions, it should be stated whether the respondent lives in a densely or sparsely populated area.
22	v227	Marital status	discrete	numeric-8.0	2389	273	Are you unmarried, married or previously married?
23	v249	General education	discrete	numeric-8.0	2389	273	What general education have you completed?
24	v250	Other education - of at least 5 months duration	discrete	numeric-8.0	2388	274	Have you completed some other form of education where the schooling or studies have lasted for at least 5 months?
25	v251	Type of education - SSB standard code	discrete	numeric-8.0	1121	1541	What type of education is this?
26	v317	Gender	discrete	numeric-8.0	2389	273	Gender
27	v318	Age	continuous	numeric-8.0	2389	273	Age
28	v321	Age group	discrete	numeric-8.0	2389	273	Age group
29	v323	Education level	discrete	numeric-8.0	2372	290	Education level

#	Name	Label	Type	Format	Valid	Invalid	Question
30	v324	Occupation grouping 1	discrete	numeric-8.0	2389	273	Occupation grouping 1
31	v325	Occupation grouping 2	discrete	numeric-8.0	2389	273	Occupation grouping 2
32	v331	Part of country	discrete	numeric-8.0	2389	273	Part of country

### Group Work and income

#	Name	Label	Type	Format	Valid	Invalid	Question
1	v27	Income-producing work?	discrete	numeric-8.0	2320	342	Do you have income-producing work as your most important source of subsistence?
2	v28	SSB industry code	discrete	numeric-8.0	1252	1410	What is your place of work? Name and adress of the company: What type of business is it? Type of activity, industry
3	v30	SSB occupational code	discrete	numeric-8.0	1187	1475	What is your main occupation?
4	v33	Employed, self-employed with/without hired help?	discrete	numeric-8.0	1252	1410	In your main occupation, are you employed, self-employed without hired help or self-employed with hired help?
5	v34	Source of subsistence	discrete	numeric-8.0	1068	1594	What is your most important work or source of subsistence?
6	v35	Income-producing work?	discrete	numeric-8.0	349	2313	Did you yourself have income-producing work at the point when you started receiveing pension/benefits?
7	v36	SSB industry code	discrete	numeric-8.0	203	2459	What was your place of work? The name of the company and the address. What type of business was it? (Industry) (previous income-producing work)
8	v38	SSB occupational code	discrete	numeric-8.0	208	2454	What was your main occupation?
9	v41	Employed, self-employed with/without hired help?	discrete	numeric-8.0	204	2458	Were you in your main occupation employed, self-employed without hired help or self-employed with hired help?
10	v42	SSB industry code	discrete	numeric-8.0	747	1915	What is/was your husband's place of work? What type of business is/was it?
11	v44	SSB occupational code	discrete	numeric-8.0	719	1943	What is/was your husband's main occupation?
12	v47	Employed, self-employed with/without hired help?	discrete	numeric-8.0	747	1915	Is/was he in his main occupation employed, self-employed without hired help or self-employed with hired help?
13	v183	Income	discrete	numeric-8.0	2320	342	What was your estimated income (net income on the tax form) in 1971
14	v189	Income, 3 groups	discrete	numeric-8.0	2320	342	Income, 3 groups
15	v192	Grouping of occupations 1	discrete	numeric-8.0	2320	342	Grouping of occupations 1
16	v193	Grouping of occupations 2	discrete	numeric-8.0	2320	342	Grouping of occupations 2
17	v228	Income-producing work	discrete	numeric-8.0	2389	273	Do you yourself have income-producing work as your main source of subsistence?
18	v229	SSB industry code	discrete	numeric-8.0	1260	1402	Where do you work? What type of industry is this? (Industry)
19	v231	SSB occupational code	discrete	numeric-8.0	1195	1467	What is your main occupation?
20	v233	Employed, self-employed without hired help, self-employed with hired help	discrete	numeric-8.0	1261	1401	Are you, in your main occupation, employed, self-employed without hired help or self-employed with hired help?

#	Name	Label	Type	Format	Valid	Invalid	Question
21	v234	Source of subsistence	discrete	numeric-8.0	1125	1537	What is your most important task or source of subsistence? (Disabled are grouped as pensioner, benefit receiver).
22	v235	Income-producing work?	discrete	numeric-8.0	375	2287	Did you yourself have income-producing work until the time when you started receiving pension/benefits?
23	v236	SSB industry code	discrete	numeric-8.0	242	2420	What was your last place of employment? What type of business was it? (Type of business, industry)
24	v238	SSB occupational code	discrete	numeric-8.0	244	2418	What was your main occupation?
25	v240	Employed, self-employed without hired help, self-employed with hired help	discrete	numeric-8.0	244	2418	Were you, in your main occupation, employed, self-employed without hired help or self-employed with hired help?
26	v241	Spouse - income-producing work?	discrete	numeric-8.0	796	1866	Does your spouse have/did your spouse have income-producing work as the most important source of subsistence?
27	v242	Spouse's source of subsistence?	discrete	numeric-8.0	130	2532	What is/was your spouse's most important task or source of subsistence?
28	v243	SSB industry code	discrete	numeric-8.0	749	1913	Where does/Where did your spouse work? (If the spouse is/was a pensioner or receiver of benefits, state the last place of work). What type of business is/was it) (Industry)
29	v245	SSB occupational code	discrete	numeric-8.0	726	1936	What is/was your spouse's main occupation?
30	v247	Employed, self-employed without hired help, self-employed with hired help	discrete	numeric-8.0	753	1909	Is/was your spouse in his/her main occupation employed, self-employed without hired help or self-employed with hired help?
31	v248	Income	discrete	numeric-8.0	2276	386	What was your and your spouse's estimated income in 1972?
32	v322	Income category	discrete	numeric-8.0	2389	273	Income category
33	v326	Socio-economic status	discrete	numeric-8.0	2389	273	Socio-economic status
34	v328	Trade district	discrete	numeric-8.0	2389	273	Trade district

### Group Political affiliation

#	Name	Label	Type	Format	Valid	Invalid	Question
1	v20	Party membership	discrete	numeric-8.0	630	2032	Party membership
2	v53	Right to vote in Storting election 1969?	discrete	numeric-8.0	2320	342	Did you have the right to vote in the Storting election in 1969?
3	v54	Participated in the election in 1969?	discrete	numeric-8.0	2192	470	Did you vote in the Storting election in 1969?
4	v55	Party voted for in 1969	discrete	numeric-8.0	2001	661	Which party or list did you vote for in the Storting election in 1969?
5	v151	Party affiliation?	discrete	numeric-8.0	2310	352	Would you say that you ordinarily consider yourself to be a "høyremann(-kvinne) (follower of the Conservative Party), venstremann(-kvinne) (follower of the Liberal Party), arbeiderpartimann(-kvinne) (follower of the Labour Party) etc., or do you not feel affiliated with any party?

#	Name	Label	Type	Format	Valid	Invalid	Question
6	v152	Party affiliation	discrete	numeric-8.0	1194	1468	Which party do you feel affiliated with?
7	v153	Strongly convinced party follower	discrete	numeric-8.0	1194	1468	Do you consider yourself to be a strongly convinced supporter of this party or are you not a particularly convinced follower?
8	v154	Paying party member?	discrete	numeric-8.0	1195	1467	Are you for the time being, a paying member of this party?
9	v155	Could become paying party member?	discrete	numeric-8.0	883	1779	Would you like to become a member of this party if you were asked about it?
10	v156	Organizational membership	discrete	numeric-8.0	1039	1623	Which of the following types of organisations are you a member of?
11	v159	Number of organizational memberships	discrete	numeric-8.0	1354	1308	If you think of organisations, associations or teams that you in some way are a member of, how many is that in total?
12	v160	Party closest to own EC stand	discrete	numeric-8.0	2320	342	Which political party do you think stand closest to your own opinion on the EC issue?
13	v167	Party election, if only parties	discrete	numeric-8.0	1978	684	Which party would you vote for in this election if only parties ran for election?
14	v168	Party liked the best	discrete	numeric-8.0	2307	355	People have differing opinions on the different parties. Some like other parties better than others, and some dislike some parties more than others. Which party would you say you like the best?
15	v169	Party liked the second best	discrete	numeric-8.0	2091	571	When we ignore this party, which other party do you then like the best?
16	v170	Party liked the third best	discrete	numeric-8.0	1486	1176	And after this one, which party do you then like the best?
17	v171	Party liked the least	discrete	numeric-8.0	2297	365	Which of the parties do you like the least?
18	v172	Party liked the second least	discrete	numeric-8.0	1843	819	And after this, which of the parties do you like the least?
19	v190	Participation - voting Storting election 1969	discrete	numeric-8.0	2320	342	Participation - voting Storting Election 1969
20	v257	Participated in Storting election 1973?	discrete	numeric-8.0	2389	273	Did you vote in the election?
21	v258	Party choice	discrete	numeric-8.0	2075	587	Which party or list did you vote for?
22	v260	No joint lists - which party?	discrete	numeric-8.0	311	2351	If the parties on the joint lists had run for election as single lists, which of the parties on the joint lists would you have voted for?
23	v262	Party likes the second best	discrete	numeric-8.0	82	2580	If the list you voted for hadn't existed in the election: Which of the other lists in your county would you have voted for?

### Group Political issues

#	Name	Label	Type	Format	Valid	Invalid	Question
1	v3	Reason didn't vote <part 1>	discrete	numeric-8.0	70	2592	Reason didn't vote <part 1>
2	v57	Arguments for membership - yes	discrete	numeric-8.0	804	1858	Arguments for membership - yes

#	Name	Label	Type	Format	Valid	Invalid	Question
3	v59	Arguments against membership - yes	discrete	numeric-8.0	906	1756	Even though you want to vote yes to Norwegian membership in the EC, are there any strong arguments against Norwegian membership?
4	v61	Arguments against membership - no	discrete	numeric-8.0	1002	1660	Arguments against membership - no
5	v63	Arguments for membership - no	discrete	numeric-8.0	968	1694	Even though you want to vote no to Norwegian membership in the EC, are there any strong arguments for Norwegian membership?
6	v65	Arguments for membership - don't know	discrete	numeric-8.0	392	2270	Is there anything in particular you think speaks for Norwegian membership in the EC?
7	v67	Arguments against membership - don't know	discrete	numeric-8.0	396	2266	Is there anything in particular you think speaks against Norwegian membership in the EC?
8	v95	For-against NATO	discrete	numeric-8.0	2309	353	We would like to hear your opinion on Norway's relationship with NATO. Do you think we should continue being members of NATO, do you think that this membership should be terminated or is this an issue you haven't formed an opinion about?
9	v138	Employment ensured governmental influence bank	discrete	numeric-8.0	2299	363	Could you for each statement, state the response written on the card that best describes your opinion... ... A. If the state has more influence over the activities of banks and companies, full employment can be more easily ensured.
10	v139	Without control industry capital too	discrete	numeric-8.0	2295	367	Could you for each statement, state the response written on the card that best describes your opinion... ... B. The leading banks and the industry will have too much influence if society doesn't have the opportunity to control private industries.
11	v140	Greater income equality	discrete	numeric-8.0	2298	364	Could you for each statement, state the response written on the card that best describes your opinion... ... C. One should, in our country, work for more equality when it comes to people's incomes.
12	v146	Family, friends - significance for stand	discrete	numeric-8.0	2299	363	Could you, for each source, state if it has given you information about the EC issue or not, and if so, if the information has meant a lot or little for your opinion on Norwegian membership in the EC... ... F. Family or friends who closely follow social issues
13	v160	Party closest to own EC stand	discrete	numeric-8.0	2320	342	Which political party do you think stand closest to your own opinion on the EC issue?
14	v161	Total abstainer, temperance person, drinks alcohol	discrete	numeric-8.0	2320	342	Do you consider yourself to be a total abstainer, or do you drink alcohol from time to time?
15	v162	Interest temperance issue	discrete	numeric-8.0	540	2122	Are you very, somewhat or little interested in the temperance issue?
16	v165	Form of writing	discrete	numeric-8.0	2320	342	Which form of writing do you prefer when you write?

#	Name	Label	Type	Format	Valid	Invalid	Question
17	v166	Storting election tomorrow - participate?	discrete	numeric-8.0	2312	350	Would you vote or not if there had been a Storting election tomorrow?
18	v173	Interest for political questions	discrete	numeric-8.0	2307	355	How interested are you in political questions? Would you say very interested, somewhat interested or little interested?
19	v174	Interest for Storting, government	discrete	numeric-8.0	2305	357	Would you say you are very, somewhat or little interested in following what happens in the government and at Stortinget?
20	v175	Interest for local politics	discrete	numeric-8.0	2307	355	Would you say you are very, somewhat or little interested in following issues treated by the municipal government in your municipality?
21	v176	Interest for foreign policy	discrete	numeric-8.0	2307	355	Would you say you are very, somewhat or little interested in following what happens in the foreign policy area?
22	v177	More frequent use of referendums?	discrete	numeric-8.0	2306	356	<a href="#">v177 question details</a>
23	v178	Right to use referendum in EC issue?	discrete	numeric-8.0	2309	353	<a href="#">v178 question details</a>
24	v194	Arguments against EC - recoded	discrete	numeric-8.0	2287	375	Arguments against EC - recoded
25	v195	Arguments for EC - recoded	discrete	numeric-8.0	1523	1139	Arguments for EC - recoded
26	v199	Would participate in the referendum? Part 1	discrete	numeric-8.0	1171	1491	Would participate in the referendum? Part 1
27	v200	Would vote yes-no? Part 1	discrete	numeric-8.0	1017	1645	Would vote yes-no? Part 1
28	v264	For - against establishment control	discrete	numeric-8.0	2365	297	Among the topics discussed was if one should limit the possibility to start new businesses and to expand existing businesses in and around some of the larger cities in Norway. Do you agree or disagree to such an establishment control?
29	v267	Agree elected bodies greater influence bank - insurance	discrete	numeric-8.0	2364	298	The private banks' and the insurance companies' positions were discussed during the election campaign. Do you agree or disagree that elected bodies should have a significantly greater influence over today's banking and insurance companies?
30	v268	Taken a stand on free abortion?	discrete	numeric-8.0	2389	273	There are differing opinions about self-determined termination of pregnancy, i.e. free abortion. Have you formed an opinion about this issue?
31	v269	The Woman decide or committee?	discrete	numeric-8.0	1874	788	In your opinion, should the woman herself decide whether she should have an abortion, or do you think the decision should be made by a special abortion committee?
32	v270	Only abortion when the mother's life at risk?	discrete	numeric-8.0	954	1708	Do you think the committee should permit abortion only when a continuation of a pregnancy can endanger the mother's life, or do you think abortion should be allowed in other situations as well?

#	Name	Label	Type	Format	Valid	Invalid	Question
33	v271	Abortion - physical - mental health or also social	discrete	numeric-8.0	549	2113	<a href="#">v271 question details</a>
34	v326	Socio-economic status	discrete	numeric-8.0	2389	273	Socio-economic status
35	v327	Abortion issue	discrete	numeric-8.0	2389	273	Abortion issue

### Group Cultural life

#	Name	Label	Type	Format	Valid	Invalid	Question
1	v161	Total abstainer, temperance person, drinks alcohol	discrete	numeric-8.0	2320	342	Do you consider yourself to be a total abstainer, or do you drink alcohol from time to time?
2	v162	Interest temperance issue	discrete	numeric-8.0	540	2122	Are you very, somewhat or little interested in the temperance issue?
3	v163	Number of times last month listened to church service TV	discrete	numeric-8.0	1303	1359	How many times have you during the last month, listened to the church service on the radio and on the television?
4	v164	Number of times last month church or religious	discrete	numeric-8.0	467	2195	How many times during the last month have you attended a church service or gone to religious meetings?
5	v268	Taken a stand on free abortion?	discrete	numeric-8.0	2389	273	There are differing opinions about self-determined termination of pregnancy, i.e. free abortion. Have you formed an opinion about this issue?
6	v269	The Woman decide or committee?	discrete	numeric-8.0	1874	788	In your opinion, should the woman herself decide whether she should have an abortion, or do you think the decision should be made by a special abortion committee?
7	v270	Only abortion when the mother's life at risk?	discrete	numeric-8.0	954	1708	Do you think the committee should permit abortion only when a continuation of a pregnancy can endanger the mother's life, or do you think abortion should be allowed in other situations as well?
8	v271	Abortion - physical - mental health or also social	discrete	numeric-8.0	549	2113	<a href="#">v271 question details</a>

### Group Attitudes towards EC (EU)

#	Name	Label	Type	Format	Valid	Invalid	Question
1	v1	Project number for the EC survey	discrete	numeric-8.0	2320	342	Project number for the EC survey
2	v48	Participate/participated in the EC referendum?	discrete	numeric-8.0	2320	342	Are you going to vote in the next referendum on Norwegian membership in the EC? Did you vote in the referendum on Norwegian membership in the EC?
3	v49	Voted yes-no?	discrete	numeric-8.0	1983	679	Will you vote yes or no to Norwegian membership in the EC? Did you vote yes or no to Norwegian membership in the EC?
4	v50	Reason not vote/voted?	discrete	numeric-8.0	303	2359	There are many reasons why people don't vote in referendums (on the EC). What is the most important reason for

#	Name	Label	Type	Format	Valid	Invalid	Question
							you not to vote? (What would you say was your reason for not voting).
5	v51	If were to vote: yes-no?	discrete	numeric-8.0	303	2359	If you had voted, what is most likely: Would you have voted yes or no to Norwegian membership in the EC?
6	v52	If looser affiliation, what	discrete	numeric-8.0	2054	608	If looser affiliation had been an option in the referendum next to full membership and no affiliation, what would you have voted?
7	v56	Interest in the EC issue	discrete	numeric-8.0	2314	348	Have the question about norwegian membership in the EC interested you a lot, some or just a little?
8	v57	Arguments for membership - yes	discrete	numeric-8.0	804	1858	Arguments for membership - yes
9	v59	Arguments against membership - yes	discrete	numeric-8.0	906	1756	Even though you want to vote yes to Norwegian membership in the EC, are there any strong arguments against Norwegian membership?
10	v61	Arguments against membership - no	discrete	numeric-8.0	1002	1660	Arguments against membership - no
11	v63	Arguments for membership - no	discrete	numeric-8.0	968	1694	Even though you want to vote no to Norwegian membership in the EC, are there any strong arguments for Norwegian membership?
12	v65	Arguments for membership - don't know	discrete	numeric-8.0	392	2270	Is there anything in particular you think speaks for Norwegian membership in the EC?
13	v67	Arguments against membership - don't know	discrete	numeric-8.0	396	2266	Is there anything in particular you think speaks against Norwegian membership in the EC?
14	v69	EC membership's effect on autonomy	discrete	numeric-8.0	2317	345	The debate about Norwegian membership in the EC has often touched upon the question, "Do you think that Norway's autonomy is becoming smaller, that autonomy is actually becoming bigger, or that it will be unchanged when joining the EC?" or do you have no special opinion on this question?
15	v70	Consideration of autonomy meant a lot for stand	discrete	numeric-8.0	2001	661	Would you say that the consideration of Norwegian autonomy has meant a lot, some or little for your stand in the EC issue?
16	v71	Moving from outlying districts	discrete	numeric-8.0	2308	354	<a href="#">v71 question details</a>
17	v72	Membership affect moving?	discrete	numeric-8.0	2308	354	Do you think a potential Norwegian membership will have a significance for our opportunities to influence how many people move from outlying districts to central places here in Norway?
18	v73	Membership - more or less move?	discrete	numeric-8.0	2300	362	Do you think that a potential Norwegian membership would cause more or less people to move from outlying districts to central places than if we hadn't become members of the EC?
19	v74	Consideration regional policy meant a lot stand EC	discrete	numeric-8.0	2309	353	Would you say that the consideration of regional policy and regional



#	Name	Label	Type	Format	Valid	Invalid	Question
							development has meant a lot, some or little for your stand in the EC issue?
20	v75	EC membership and unemployment	discrete	numeric-8.0	2310	352	<a href="#">v75 question details</a>
21	v77	EC membership and number of foreign workers	discrete	numeric-8.0	2312	350	If Norway becomes a member of the EC, do you think that a considerable amount of foreigners will look for work in Norway, more than if we hadn't become a member, or do you think that membership will mean little for how many foreigners will look for work.
22	v76	EC membership and opportunity for work in own district	discrete	numeric-8.0	2311	351	Do you think people's opportunities to get work here in the district will be bigger, less or unaffected by Norwegian membership in the EC?
23	v78	Advantage with more foreign workers?	discrete	numeric-8.0	1295	1367	How desirable do you think such a development will be? Would you say very desirable, somewhat desirable or not desirable?
24	v79	Economic growth and membership - interest	discrete	numeric-8.0	2305	357	In the public debate, the opportunities for economic growth here in the country through membership or no membership in the EC have been discussed. Is this a question that has interested you a lot, somewhat or just a little?
25	v80	Growth rate and EC membership	discrete	numeric-8.0	2311	351	Do you think the economic growth here in the country will be significantly bigger if we become a member of the EC than if we don't become a member, do you think it will be significantly less, or do you think membership will mean little for the economic growth here in the country?
26	v81	EC membership - economic necessity?	discrete	numeric-8.0	907	1755	Would you say that the difference in economic growth is so great that we can not afford to stand outside of the EC, or would you say that the difference is not too great, and that we can manage well financially also if we stand outside the EC?
27	v82	EC membership - pollution of nature - interest	discrete	numeric-8.0	2311	351	Some claim that Norwegian membership will make it easier for us to fight pollution of nature, others claim it will make it more difficult. Is this a question that has interested you a lot, somewhat or just a little?
28	v83	EC membership and fighting pollution of nature	discrete	numeric-8.0	2309	353	Do you think that membership in the EC will make it easier or harder or would have little to say for the work on fighting pollution in Norway?
29	v84	Stand relation economic growth and nature	discrete	numeric-8.0	2309	353	Some see a contradiction between the consideration of economic growth and the conservation of nature. Is this a question you have tried to form an opinion about?
30	v85	Is priority given to economic growth rather than nature	discrete	numeric-8.0	945	1717	Today, is there put too much emphasis on economic growth being damaging to environmental protection, too much emphasis on environmental protection being damaging to economic growth,

#	Name	Label	Type	Format	Valid	Invalid	Question
							or is the relationship between these to considerations good as it is?
31	v86	EC and possibilities for peaceful development in Western Europe.	discrete	numeric-8.0	2303	359	In the debate about the EC, the question of a peaceful development in Europe has emerged. If we first look at Western Europe: Do you think that the EC will increase or decrease the potential for a peaceful development in Western Europe within this context?
32	v87	EC and possibilities for peaceful development between W-E Europe	discrete	numeric-8.0	2309	353	If we look at the relationship between Eastern and Western Europe: Do you think the EC will increase the potential for a peaceful development in the relationship between Eastern and Western Europe, decrease or that the EC doesn't have any significance in this matter?
33	v88	EC and developing countries - interested?	discrete	numeric-8.0	2309	353	In the discussion about the EC, the EC's relationship to poor countries, also called developing countries, has been discussed. Has this question interested you?
34	v89	EC policies - good for developing countries?	discrete	numeric-8.0	2320	342	Do you think the policy of the EC will make it easier or harder for the developing countries to improve their situations, or do you think the EC doesn't have any significance in this matter?
35	v90	EC develop into a unified state?	discrete	numeric-8.0	2320	342	Do you think the EC will develop into one unified state, or do you think countries who are members of the EC also in the future, will continue as independent states?
36	v91	Advantage with such a state formation in W. Europe	discrete	numeric-8.0	734	1928	Would you view it as an advantage or disadvantage if a formation of a unified nation were to occur in Western Europe?
37	v92	Advantage EC develop into one state?	discrete	numeric-8.0	1569	1093	Would you view it as an advantage or disadvantage if the EC was to develop in to a unified state?
38	v93	If EC become superpower, should Norway become member	discrete	numeric-8.0	2308	354	If this state formation was to develop into a military and economic superpower, like for example the US and the Soviet Union, would you view it as desirable or undesirable that Norway was part of this state?
39	v94	Will Norwegian interests be considered	discrete	numeric-8.0	2312	350	<a href="#">v94 question details</a>
40	v96	Is the Norwegian negotiation result good?	discrete	numeric-8.0	2308	354	How do you fully assess the results of the negotiations that Norway achieved with the EC? Do you think the results of the negotiations are very satisfactory, quite satisfactory or do you think that they are a little or not satisfactory at all?
41	v97	Is the fishery agreement good?	discrete	numeric-8.0	2307	355	<a href="#">v97 question details</a>
42	v98	Is the agricultural agreement good?	discrete	numeric-8.0	2312	350	In the debate, the question of the position of agriculture has also been brought up several times. In your opinion, have Norway's achieved negotiation results for Norwegian

#	Name	Label	Type	Format	Valid	Invalid	Question
							agriculture been very satisfactory, quite satisfactory or little or not satisfactory at all?
43	v99	Has the negotiation result affected own stand	discrete	numeric-8.0	2296	366	Has your opinion on the negotiation results had a lot of, some or just a little significance for your stand on the EC issue?
44	v100	EC membership and own economic position	discrete	numeric-8.0	2309	353	If we become a member of the EC: Do you think your economic situation will be significantly improved or significantly worsened if we don't become a member of the EC, or do you think your economic situation won't be particularly affected?
45	v102	Household members' stand on EC	discrete	numeric-8.0	2308	354	Are the other members in your household for membership or are they against membership or are some for and others against?
46	v103	Frequency of EC conversations with family and friends	discrete	numeric-8.0	2313	349	How often would you say that you have spoken with others in the family or with friends and acquaintances about the EC issue? Would you say very often, quite often, quite rare or very rare?
47	v104	Conversations' significance for EC stand	discrete	numeric-8.0	2305	357	Would you say that such conversations has had a lot of significance, some or just a little significance for your own stand on the EC issue?
48	v105	Attempts to persuade others	discrete	numeric-8.0	2303	359	When you have talked about the EC issue with other people who don't have the same opinion as yourself, would you say that you often, sometimes or rarely or never have tried to persuade the other person into changing their opinion?
49	v147	Was the EC debate useful?	discrete	numeric-8.0	2308	354	When you think about the public debate about the EC issue, would you say that it has been very useful, somewhat useful or just a little bit useful to you?
50	v148	Advantage with ad hoc org. in addition to parties	discrete	numeric-8.0	2307	355	<a href="#">v148 question details</a>
51	v149	Participated in EC meeting	discrete	numeric-8.0	2309	353	Have you participated in meetings where the question about Norwegian membership in the EC has been the topic of discussion?
52	v150	Participated in demonstrations, petitions	discrete	numeric-8.0	2305	357	Have you participated in demonstrations, signed petitions, strikes or other forms of demonstrations for or against Norwegian membership in the EC?
53	v160	Party closest to own EC stand	discrete	numeric-8.0	2320	342	Which political party do you think stand closest to your own opinion on the EC issue?
54	v186	Advantage EC a state? <recoding 91+92>	discrete	numeric-8.0	2303	359	This variable is diverted from question 57 and 58. The variable expresses attitude towards the EC as a separate state formation in Western Europe, regardless of whether it is realistic or not.
55	v194	Arguments against EC - recoded	discrete	numeric-8.0	2287	375	Arguments against EC - recoded

#	Name	Label	Type	Format	Valid	Invalid	Question
56	v195	Arguments for EC - recoded	discrete	numeric-8.0	1523	1139	Arguments for EC - recoded
57	v265	Satisfied with the trade agreement EC?	discrete	numeric-8.0	2369	293	Do you think the trade agreement between Norway and the EC (the European Communities) all in all is very satisfactory, quite satisfactory or do you think it is little or not satisfactory at all for Norway?
58	v266	Attitude towards Norwegian membership in EC	discrete	numeric-8.0	2366	296	If there was a new referendum tomorrow on Norwegian membership in the EC, equivalent to the one held in September last year, would you have voted yes or no to Norwegian membership?

### Group Knowledge about EC (EU)

#	Name	Label	Type	Format	Valid	Invalid	Question
1	v106	Belgium - member of the EC?	discrete	numeric-8.0	2161	501	Of the countries written on the card, can you remember which have been members of the EC from the beginning... .. A. Belgium
2	v107	Denmark - member of the EC?	discrete	numeric-8.0	984	1678	Of the countries written on the card, can you remember which have been members of the EC from the beginning... .. B. Denmark
3	v108	Finland - member of the EC?	discrete	numeric-8.0	984	1678	Of the countries written on the card, can you remember which have been members of the EC from the beginning... .. C. Finland
4	v109	France - member of the EC?	discrete	numeric-8.0	984	1678	Of the countries written on the card, can you remember which have been members of the EC from the beginning... .. D. France
5	v110	Ireland - member of the EC?	discrete	numeric-8.0	984	1678	Of the countries written on the card, can you remember which have been members of the EC from the beginning... .. E. Ireland
6	v111	Italy - member of the EC?	discrete	numeric-8.0	984	1678	Of the countries written on the card, can you remember which have been members of the EC from the beginning... .. F. Italy
7	v112	Yugoslavia - member of the EC?	discrete	numeric-8.0	984	1678	Of the countries written on the card, can you remember which have been members of the EC from the beginning... .. G. Yugoslavia
8	v113	Luxembourg - member of the EC?	discrete	numeric-8.0	984	1678	Of the countries written on the card, can you remember which have been members of the EC from the beginning... .. H. Luxembourg
9	v114	The Netherlands - member of the EC?	discrete	numeric-8.0	984	1678	Of the countries written on the card, can you remember which have been members of the EC from the beginning... .. I. The Netherlands
10	v115	Poland - member of the EC?	discrete	numeric-8.0	984	1678	Of the countries written on the card, can you remember which have been members of the EC from the beginning... .. J. Poland
11	v116	Spain - member of the EC?	discrete	numeric-8.0	984	1678	Of the countries written on the card, can you remember which have

#	Name	Label	Type	Format	Valid	Invalid	Question
							been members of the EC from the beginning... ... K. Spain
12	v117	Great Britain - member of the EC?	discrete	numeric-8.0	984	1678	Of the countries written on the card, can you remember which have been members of the EC from the beginning... ... L. Great Britain
13	v118	Switzerland - member of the EC?	discrete	numeric-8.0	984	1678	Of the countries written on the card, can you remember which have been members of the EC from the beginning... ... M. Switzerland
14	v119	Sweden - member of the EC?	discrete	numeric-8.0	984	1678	Of the countries written on the card, can you remember which have been members of the EC from the beginning... ... N. Sweden
15	v120	Czechoslovakia - member of the EC?	discrete	numeric-8.0	984	1678	Of the countries written on the card, can you remember which have been members of the EC from the beginning... ... O. Czechoslovakia
16	v121	West Germany - member of the EC?	discrete	numeric-8.0	984	1678	Of the countries written on the card, can you remember which have been members of the EC from the beginning... ... P. West Germany
17	v122	Belgium - member of the EC?	discrete	numeric-8.0	2095	567	Can you remember which of the countries at the turn of the year 1971/1972 ended negotiations for a membership in the EC... ... A. Belgium
18	v123	Denmark - applicant country?	discrete	numeric-8.0	886	1776	Can you remember which of the countries at the turn of the year 1971/1972 ended negotiations for a membership in the EC... ... B. Denmark
19	v124	Finland - applicant country?	discrete	numeric-8.0	886	1776	Can you remember which of the countries at the turn of the year 1971/1972 ended negotiations for a membership in the EC... ... C. Finland
20	v125	France - applicant country?	discrete	numeric-8.0	886	1776	Can you remember which of the countries at the turn of the year 1971/1972 ended negotiations for a membership in the EC... ... D. France
21	v126	Ireland - applicant country?	discrete	numeric-8.0	886	1776	Can you remember which of the countries at the turn of the year 1971/1972 ended negotiations for a membership in the EC... ... E. Ireland
22	v127	Italy - applicant country?	discrete	numeric-8.0	886	1776	Can you remember which of the countries at the turn of the year 1971/1972 ended negotiations for a membership in the EC... ... F. Italy
23	v128	Yugoslavia - applicant country?	discrete	numeric-8.0	886	1776	Can you remember which of the countries at the turn of the year 1971/1972 ended negotiations for a membership in the EC... ... G. Yugoslavia
24	v129	Luxembourg - applicant country?	discrete	numeric-8.0	886	1776	Can you remember which of the countries at the turn of the year 1971/1972 ended negotiations for a membership in the EC... ... H. Luxembourg
25	v130	The Netherlands - applicant country?	discrete	numeric-8.0	886	1776	Can you remember which of the countries at the turn of the year 1971/1972 ended negotiations for

#	Name	Label	Type	Format	Valid	Invalid	Question
							a membership in the EC... .. I. The Netherlands
26	v131	Poland - applicant country?	discrete	numeric-8.0	886	1776	Can you remember which of the countries at the turn of the year 1971/1972 ended negotiations for a membership in the EC... .. J. Poland
27	v132	Spain - applicant country?	discrete	numeric-8.0	886	1776	Can you remember which of the countries at the turn of the year 1971/1972 ended negotiations for a membership in the EC... .. K. Spain
28	v133	Great Britain - applicant country?	discrete	numeric-8.0	886	1776	Can you remember which of the countries at the turn of the year 1971/1972 ended negotiations for a membership in the EC... .. L. Great Britain
29	v134	Switzerland - applicant country?	discrete	numeric-8.0	886	1776	Can you remember which of the countries at the turn of the year 1971/1972 ended negotiations for a membership in the EC... .. M. Switzerland
30	v135	Sweden - applicant country?	discrete	numeric-8.0	886	1776	Can you remember which of the countries at the turn of the year 1971/1972 ended negotiations for a membership in the EC... .. N. Sweden
31	v136	Czechoslovakia - applicant country?	discrete	numeric-8.0	886	1776	Can you remember which of the countries at the turn of the year 1971/1972 ended negotiations for a membership in the EC... .. O. Czechoslovakia
32	v137	West Germany - applicant country?	discrete	numeric-8.0	886	1776	Can you remember which of the countries at the turn of the year 1971/1972 ended negotiations for a membership in the EC... .. P. West Germany
33	v187	Right and wrong EC countries	discrete	numeric-8.0	2320	342	Correct and wrong on EC countries and applicant countries

## Group Media

#	Name	Label	Type	Format	Valid	Invalid	Question
1	v1	Project number for the EC survey	discrete	numeric-8.0	2320	342	Project number for the EC survey
2	v141	Radio-given information significance for stand	discrete	numeric-8.0	2304	358	Could you, for each source, state if it has given you information about the EC issue or not, and if so, if the information has meant a lot or little for your opinion on Norwegian membership in the EC... .. A. Radio
3	v142	TV-given information significance for stand	discrete	numeric-8.0	2307	355	Could you, for each source, state if it has given you information about the EC issue or not, and if so, if the information has meant a lot or little for your opinion on Norwegian membership in the EC... .. B. Television
4	v143	Newspaper-given information significance for stand	discrete	numeric-8.0	2298	364	Could you, for each source, state if it has given you information about the EC issue or not, and if so, if the information has meant a lot or little for

#	Name	Label	Type	Format	Valid	Invalid	Question
							your opinion on Norwegian membership in the EC... ... C. Newspapers
5	v144	Journals, magazines - significance for stand	discrete	numeric-8.0	2289	373	Could you, for each source, state if it has given you information about the EC issue or not, and if so, if the information has meant a lot or little for your opinion on Norwegian membership in the EC... ... D. Journals and news magazines
6	v145	Pamphlets, leaflets - significance for stand	discrete	numeric-8.0	2290	372	Could you, for each source, state if it has given you information about the EC issue or not, and if so, if the information has meant a lot or little for your opinion on Norwegian membership in the EC... ... E. Pamphlets, leaflets
7	v275	TV show Valgnytt - weekly viewer frequency	discrete	numeric-8.0	1709	953	<a href="#">v275 question details</a>
8	v276	TV show Partiene svarer - seen?	discrete	numeric-8.0	2376	286	The other election series aired on television was "Partiene svarer", which was sent some nights from 21.15-22.00. Did you see any of these programs?
9	v277	Seen election program: RV	discrete	numeric-8.0	1638	1024	Which of these programs did you see ("Partiene svarer") ... ... A. Rød Valgallianse (Red Electoral Alliance) by Kjersti Eriksson and Vidar Våde sent Monday 20th of August.
10	v278	Seen: DNF	discrete	numeric-8.0	1645	1017	Which of these programs did you see ("Partiene svarer") ... ... B. Det nye Folkepartiet (New People's Party) by Halvdan Hegtun and Ole Myrvoll sent Wednesday 22nd of August
11	v279	Seen: Sp	discrete	numeric-8.0	1638	1024	Which of these programs did you see ("Partiene svarer") ... ... C. Senterpartiet (Centre Party) by Per Borten and Erland Steenberg sent Friday 24th of August
12	v280	Seen: SV	discrete	numeric-8.0	1657	1005	Which of these programs did you see ("Partiene svarer") ... ... D. Sosialistisk Valgforbund (Socialist Electoral League) by Berit Ås, Berge Furre and Reidar Larsen sent Monday 27th of August
13	v281	Seen: Ap	discrete	numeric-8.0	1653	1009	Which of these programs did you see ("Partiene svarer") ... ... E. Arbeiderpartiet (Labour party) by Anne Marie Lorentzen and Bjartmar Gjerde sent Wednesday 29th of August
14	v282	Seen: H	discrete	numeric-8.0	1641	1021	Which of these programs did you see ("Partiene svarer") ... ... F. Høyre (Conservative Party) by Sverre Stray and Erling Norvik sent Thursday 30th of August
15	v283	Seen: KrF	discrete	numeric-8.0	1642	1020	Which of these programs did you see ("Partiene svarer") ... ... G. Kristelig Folkeparti (Christian Deomocratic Party) by Kåre Kristiansen and Asbjørn Haugstvedt sent Friday 31st of August
16	v284	Seen: ALP	discrete	numeric-8.0	1663	999	Which of these programs did you see ("Partiene svarer") ... ... H. Anders Langes Parti (Anders Lange's Party) by

#	Name	Label	Type	Format	Valid	Invalid	Question
							Arve Lønnum and Erik Gjems-Onstad sent Monday 3rd of September
17	v285	Seen: V	discrete	numeric-8.0	1633	1029	Which of these programs did you see ("Partiene svarer") ... .. I. Venstre (Liberal Party) by Hallvard Eika and Hans Hammond Rossbach sent Wednesday 5th of September
18	v286	Saw the party leader debate?	discrete	numeric-8.0	2337	325	Did you see the closing party leader debate which was televised on Friday the 7th of September from 19.00 to 22.00?
19	v287	Listened to radio program: Sluttstrek	discrete	numeric-8.0	2357	305	We also have some questions about the programs on the radio. Friday the 7th of September, i.e. the same night as the closing party leader debate on television, the radio broadcasted the closing program "Sluttstrek" from 22.30 to 02.00. Did you listen to this program?
20	v288	Listened to radio program: Valg-ekstra?	discrete	numeric-8.0	2374	288	During the last three weeks before the election, the radio broadcasted the reportage series "Valg-ekstra" from 07.40 to 07.45 in the morning and from 22.15 to 22.35 at night. Did you listen to any of these reportages?
21	v289	Weekly listening frequency - Valg-ekstra in the morning	discrete	numeric-8.0	409	2253	How many of the reportages that were broadcasted during the morning would you estimate you listened to per week?
22	v290	Weekly listening frequency - Valg-ekstra in the evening	discrete	numeric-8.0	363	2299	How many of the reportages that were broadcasted during the night would you estimate you listened to per week?
23	v291	Listened to radio show Pressekonferanse	discrete	numeric-8.0	2379	283	During the last weeks before the election the radio also broadcasted the series "Pressekonferanse". The programs in the series were broadcasted from 12.45 to 13.10 on Mondays, Tuesdays, Fridays and Saturdays. Did you listen to any of the programs in this series?
24	v292	Listened to Pressekonferanse: SV	discrete	numeric-8.0	396	2266	Which of these programs did you listen to (the radio series "Pressekonferanse") ... .. A. Sosialistisk Valgforbund (Socialist Electoral League) by Ragnar Kalheim, Stein Ørnhøi and Kari Kromann sent Monday 20th of August
25	v293	Listened: V	discrete	numeric-8.0	398	2264	Which of these programs did you listen to (the radio series "Pressekonferanse") ... .. B. Venstre (Liberal Party) by Helge Rognlien and Gunnar Garbo sent Tuesday 21st of August
26	v294	Listened: H	discrete	numeric-8.0	406	2256	Which of these programs did you listen to (the radio series "Pressekonferanse") ... .. C. Høyre (Conservative Party) by Kåre Willoch and Håkon Kyllingmark sent Friday 24th of August
27	v295	Listened: RV	discrete	numeric-8.0	399	2263	Which of these programs did you listen to (the radio series "Pressekonferanse") ... .. D. Rød Valgallianse (Red Electoral Alliance)



#	Name	Label	Type	Format	Valid	Invalid	Question
							by Arna Meisfjord and Pål Steigan sent Saturday 25th of August
28	v296	Listened: DNF	discrete	numeric-8.0	403	2259	Which of these programs did you listen to (the radio series "Pressekonferanse") ... .. E. Det nye Folkepartiet (New People's Party) by Helge Seip and Bent Røiseland sent Monday 27th of August
29	v297	Listened: KrF	discrete	numeric-8.0	410	2252	Which of these programs did you listen to (the radio series "Pressekonferanse") ... .. F. Kristelig Folkeparti (Christian Democratic party) by Lars Korvald and Kåre Kristiansen sent Tuesday 28th of August
30	v298	Listened: Ap	discrete	numeric-8.0	402	2260	Which of these programs did you listen to (the radio series "Pressekonferanse") ... .. G. Arbeiderpartiet (Labour Party) by Trygve Bratteli and Sonja Ludvigsen sent Friday 31st of August
31	v299	Listened: ALP	discrete	numeric-8.0	404	2258	Which of these programs did you listen to (the radio series "Pressekonferanse") ... .. H. Anders Langes Parti (Anders Lange's Party) by Herlog Larsen and Erik Gjems-Onstad sent Saturday 1st of September
32	v300	Listened: Sp	discrete	numeric-8.0	401	2261	Which of these programs did you listen to (the radio series "Pressekonferanse") ... .. I. Senterpartiet (Centre Party) by Dagfinn Vårvik and Erland Steenberg sent Monday 3rd of September
33	v301	Listened to district telephone program?	discrete	numeric-8.0	2365	297	<a href="#">v301 question details</a>
34	v302	How many district telephone programs per week	discrete	numeric-8.0	1084	1578	How many programs would you estimate that you listened to per week? (The radio's regional interception service programs)?
35	v303	Listened to "state" telephone program?	discrete	numeric-8.0	2367	295	The other series of interception service programs was broadcasted from 19.00 to 20.00 on Tuesdays, Wednesdays and Thursdays during the last three weeks before the election. Did you listen to any of the programs in this series?
36	v304	Listened to telephone program: KrF	discrete	numeric-8.0	593	2069	Which of these programs did you listen to (The radio's interception service programs) ... .. A. Kristelig Folkeparti (Christian Democratic Party) by Egil Aarvik and Bergfrid Fjose sent Tuesday 21st of August
37	v305	Listened: Ap	discrete	numeric-8.0	596	2066	Which of these programs did you listen to (The radio's interception service programs) ... .. B. Arbeiderpartiet (Labour Party) by Guttorm Hansen and Oddvar Nordli sent Wednesday 22nd of August
38	v306	Listened: DNF	discrete	numeric-8.0	582	2080	Which of these programs did you listen to (The radio's interception service programs) ... .. C. Det nye Folkepartiet (New People's Party) by Magne Lerheim

#	Name	Label	Type	Format	Valid	Invalid	Question
							and Anne Louise Beer sent Thursday 23rd of August
39	v307	Listened: RV	discrete	numeric-8.0	588	2074	Which of these programs did you listen to (The radio's interception service programs) ... .. D. Rød Valgallianse (Red Electoral Alliance) by Tor Mostue and Tron Øgrim sent Tuesday 28th of August
40	v308	Listened: V	discrete	numeric-8.0	576	2086	Which of these programs did you listen to (The radio's interception service programs) ... .. E. Venstre (Liberal Party) by Torstein Slungård and Målfrid Bolstad sent Wednesday 29th of August
41	v309	Listened: ALP	discrete	numeric-8.0	602	2060	Which of these programs did you listen to (The radio's interception service programs) ... .. F. Anders Langes Parti by Erik Gjems-Onstad and Carl I. Hagen sent Thursday 30th of August
42	v310	Listened: Sp	discrete	numeric-8.0	581	2081	Which of these programs did you listen to (The radio's interception service programs) ... .. G. Senterpartiet (Centre Party) by Helga Gitmark and Arnt Hagen sent Tuesday 4th of September
43	v311	Listened: SV	discrete	numeric-8.0	587	2075	Which of these programs did you listen to (The radio's interception service programs) ... .. H. Sosialistisk Valgforbund (Socialist Electoral League) by Ole Wiig, Torild Skard and Arne Jørgensen sent Wednesday 5th of September
44	v312	Listened: H	discrete	numeric-8.0	587	2075	Which of these programs did you listen to (The radio's interception service programs) ... .. I. Høyre (Conservative Party) by Lars Platou and Bodil Aakre sent Thursday 6th of September
45	v313	Watched TV during the night of the election?	discrete	numeric-8.0	2375	287	Did you see the reportage program on television on the evening/night of the election?
46	v314	How long did you follow TV reportage?	discrete	numeric-8.0	1552	1110	For approximately how long did you see the reportage on television? (The evening/night of the election)
47	v315	Listened to radio election night?	discrete	numeric-8.0	2357	305	Did you listen to the reportage program on the radio on the evening/night of the election?
48	v316	How long listen to radio reportage?	discrete	numeric-8.0	308	2354	For approximately how long did you listen to the reportage on the radio? (The evening/night of the election)

### Group Interview technical variables

#	Name	Label	Type	Format	Valid	Invalid	Question
1	v6	IO-nr.	discrete	numeric-8.0	2320	342	IO-nr.
2	v9	Interview part	discrete	numeric-8.0	2320	342	Interview part
3	v23	Interview time in minutes	discrete	numeric-8.0	2312	350	Interview time in minutes
4	v25	IO visited, number of times	discrete	numeric-8.0	2285	377	IO visited, number of times
5	v201	Project nr. Storting 73	discrete	numeric-8.0	2389	273	Project nr. Storting 73

#	Name	Label	Type	Format	Valid	Invalid	Question
6	v206	IO nr.	continuous	numeric-8.0	2389	273	Respondent nr.
7	v210	EC survey code	discrete	numeric-8.0	2389	273	EC survey code
8	v224	Interview time in minutes	continuous	numeric-8.0	2226	436	Interview time in minutes
9	v226	Number of times visited	continuous	numeric-8.0	2204	458	Number of times visited

# Variables Description

Dataset contains 262 variable(s)

**File : NSD0057****# v1: Project number for the EC survey****Information** [Type= discrete] [Format=numeric] [Range= 50-50] [Missing=\*]**Statistics [NW/ W]** [Valid=2320 /-] [Invalid=342 /-]**Literal question** Project number for the EC survey**Concepts** Methodology, Data collection methodology, Surveys

Value	Label	Cases	Percentage
50	Interviewed in 1972	2320	100.0%
Sysmiss		342	

*Warning: these figures indicate the number of cases found in the data file. They cannot be interpreted as summary statistics of the population of interest.***# v3: Reason didn't vote <part 1>****Information** [Type= discrete] [Format=numeric] [Range= 1-6] [Missing=\*]**Statistics [NW/ W]** [Valid=70 /-] [Invalid=2592 /-]**Literal question** Reason didn't vote <part 1>**Concepts** Voting

Value	Label	Cases	Percentage
1		34	48.6%
2		17	24.3%
3		7	10.0%
4		7	10.0%
5		3	4.3%
6		2	2.9%
Sysmiss		2592	

*Warning: these figures indicate the number of cases found in the data file. They cannot be interpreted as summary statistics of the population of interest.***# v5: Municipality type****Information** [Type= discrete] [Format=numeric] [Range= 1-9] [Missing=\*]**Statistics [NW/ W]** [Valid=2320 /-] [Invalid=342 /-]**Literal question** Municipality type**Concepts** Human settlement, Place of residence

Value	Label	Cases	Percentage
1	Agriculture municipalities	150	6.5%
2	Less central, mixed agricultural and manufacturing municipalities	211	9.1%
3	Central, mixed agricultural and manufacturing municipalities	162	7.0%
4	Fishery municipalities	96	4.1%
5	Less central manufacturing municipalities	109	4.7%
6	Central manufacturing municipalities	310	13.4%
7	Highly central, mixed service and manufacturing municipalities	764	32.9%
8	Other mixed service and manufacturing municipalities	399	17.2%
9	Other municipalities	119	5.1%
Sysmiss		342	

*Warning: these figures indicate the number of cases found in the data file. They cannot be interpreted as summary statistics of the population of interest.***# v6: IO-nr.****Information** [Type= discrete] [Format=numeric] [Range= 1-303] [Missing=\*]

**File : NSD0057**

# v6: IO-nr.

Statistics [NW/ W] [Valid=2320 /-] [Invalid=342 /-]

Literal question IO-nr.

Concepts Data

Value	Label	Cases	Percentage
1		17	0.7%
2		1	0.0%
3		16	0.7%
4		3	0.1%
5		13	0.6%
6		4	0.2%
7		9	0.4%
8		3	0.1%
9		9	0.4%
10		8	0.3%
11		8	0.3%
12		5	0.2%
13		8	0.3%
14		8	0.3%
15		6	0.3%
16		9	0.4%
17		7	0.3%
18		6	0.3%
19		8	0.3%
20		6	0.3%
21		10	0.4%
22		6	0.3%
23		9	0.4%
24		6	0.3%
25		7	0.3%
26		8	0.3%
27		7	0.3%
28		9	0.4%
29		6	0.3%
30		11	0.5%
31		5	0.2%
32		9	0.4%
33		5	0.2%
34		9	0.4%
35		6	0.3%
36		5	0.2%
37		6	0.3%
38		6	0.3%
39		8	0.3%
40		9	0.4%

**File : NSD0057**

# v6: IO-nr.

Value	Label	Cases	Percentage
41		8	0.3%
42		8	0.3%
43		8	0.3%
44		8	0.3%
45		7	0.3%
46		8	0.3%
47		7	0.3%
48		5	0.2%
49		8	0.3%
50		6	0.3%
51		10	0.4%
52		6	0.3%
53		11	0.5%
54		5	0.2%
55		10	0.4%
56		3	0.1%
57		8	0.3%
58		5	0.2%
59		11	0.5%
60		8	0.3%
61		9	0.4%
62		9	0.4%
63		9	0.4%
64		5	0.2%
65		8	0.3%
66		8	0.3%
67		9	0.4%
68		9	0.4%
69		8	0.3%
70		7	0.3%
71		7	0.3%
72		10	0.4%
73		4	0.2%
74		10	0.4%
75		4	0.2%
76		10	0.4%
77		5	0.2%
78		9	0.4%
79		8	0.3%
80		8	0.3%
81		8	0.3%
82		10	0.4%
83		7	0.3%

**File : NSD0057**

# v6: IO-nr.

Value	Label	Cases	Percentage
84		10	0.4%
85		5	0.2%
86		9	0.4%
87		7	0.3%
88		10	0.4%
89		8	0.3%
90		10	0.4%
91		7	0.3%
92		11	0.5%
93		9	0.4%
94		12	0.5%
95		5	0.2%
96		11	0.5%
97		6	0.3%
98		11	0.5%
99		6	0.3%
100		10	0.4%
101		6	0.3%
102		10	0.4%
103		7	0.3%
104		7	0.3%
105		5	0.2%
106		5	0.2%
107		5	0.2%
108		6	0.3%
109		10	0.4%
110		7	0.3%
111		10	0.4%
112		8	0.3%
113		8	0.3%
114		8	0.3%
115		8	0.3%
116		7	0.3%
117		8	0.3%
118		5	0.2%
119		11	0.5%
120		4	0.2%
121		9	0.4%
122		4	0.2%
123		8	0.3%
124		8	0.3%
125		7	0.3%
126		6	0.3%



**File : NSD0057**

# v6: IO-nr.

Value	Label	Cases	Percentage
127		7	0.3%
128		7	0.3%
129		8	0.3%
130		8	0.3%
131		8	0.3%
132		4	0.2%
133		9	0.4%
134		8	0.3%
135		8	0.3%
136		6	0.3%
137		8	0.3%
138		8	0.3%
139		8	0.3%
140		7	0.3%
141		10	0.4%
142		6	0.3%
143		9	0.4%
144		8	0.3%
145		7	0.3%
146		9	0.4%
147		7	0.3%
148		10	0.4%
149		5	0.2%
150		8	0.3%
151		5	0.2%
152		9	0.4%
153		7	0.3%
154		8	0.3%
155		9	0.4%
156		10	0.4%
157		7	0.3%
158		8	0.3%
159		8	0.3%
160		10	0.4%
161		7	0.3%
162		9	0.4%
163		6	0.3%
164		12	0.5%
165		5	0.2%
166		12	0.5%
167		5	0.2%
168		10	0.4%
169		9	0.4%

**File : NSD0057**

# v6: IO-nr.

Value	Label	Cases	Percentage
170		7	0.3%
171		11	0.5%
172		6	0.3%
173		7	0.3%
174		7	0.3%
175		7	0.3%
176		9	0.4%
177		7	0.3%
178		10	0.4%
179		8	0.3%
180		6	0.3%
181		6	0.3%
182		7	0.3%
183		8	0.3%
184		11	0.5%
185		5	0.2%
186		7	0.3%
187		4	0.2%
188		11	0.5%
189		6	0.3%
190		11	0.5%
191		8	0.3%
192		10	0.4%
193		7	0.3%
194		9	0.4%
195		7	0.3%
196		9	0.4%
197		9	0.4%
198		9	0.4%
199		7	0.3%
200		8	0.3%
201		6	0.3%
202		9	0.4%
203		5	0.2%
204		10	0.4%
205		7	0.3%
206		8	0.3%
207		7	0.3%
208		7	0.3%
209		8	0.3%
210		10	0.4%
211		11	0.5%
212		8	0.3%

**File : NSD0057**

# v6: IO-nr.

Value	Label	Cases	Percentage
213		8	0.3%
214		9	0.4%
215		10	0.4%
216		5	0.2%
217		9	0.4%
218		6	0.3%
219		10	0.4%
220		6	0.3%
221		11	0.5%
222		5	0.2%
223		10	0.4%
224		6	0.3%
225		8	0.3%
226		9	0.4%
227		8	0.3%
228		8	0.3%
229		7	0.3%
230		7	0.3%
231		5	0.2%
232		8	0.3%
233		9	0.4%
234		7	0.3%
235		8	0.3%
236		8	0.3%
237		9	0.4%
238		7	0.3%
239		7	0.3%
240		9	0.4%
241		8	0.3%
242		7	0.3%
243		7	0.3%
244		6	0.3%
245		4	0.2%
246		8	0.3%
247		5	0.2%
248		9	0.4%
249		6	0.3%
250		10	0.4%
251		8	0.3%
252		6	0.3%
253		6	0.3%
254		9	0.4%
255		4	0.2%

**File : NSD0057**

# v6: IO-nr.

Value	Label	Cases	Percentage
256		11	0.5%
257		5	0.2%
258		11	0.5%
259		7	0.3%
260		9	0.4%
261		9	0.4%
262		8	0.3%
263		7	0.3%
264		8	0.3%
265		9	0.4%
266		5	0.2%
267		8	0.3%
268		5	0.2%
269		10	0.4%
270		7	0.3%
271		8	0.3%
272		7	0.3%
273		7	0.3%
274		10	0.4%
275		7	0.3%
276		9	0.4%
277		7	0.3%
278		7	0.3%
279		7	0.3%
280		6	0.3%
281		9	0.4%
282		6	0.3%
283		10	0.4%
284		6	0.3%
285		9	0.4%
286		4	0.2%
287		6	0.3%
288		7	0.3%
289		11	0.5%
290		6	0.3%
291		8	0.3%
292		6	0.3%
293		8	0.3%
294		9	0.4%
295		7	0.3%
296		8	0.3%
297		8	0.3%
298		9	0.4%

**File : NSD0057****# v6: IO-nr.**

Value	Label	Cases	Percentage
299		11	0.5%
300		5	0.2%
301		2	0.1%
302		3	0.1%
303		1	0.0%
Sysmiss		342	

Warning: these figures indicate the number of cases found in the data file. They cannot be interpreted as summary statistics of the population of interest.

**# v9: Interview part**

<b>Information</b>	[Type= discrete] [Format=numeric] [Range= 10-20] [Missing=*]
<b>Statistics [NW/ W]</b>	[Valid=2320 /-] [Invalid=342 /-]
<b>Literal question</b>	Interview part
<b>Concepts</b>	Interviews (data collection)

Value	Label	Cases	Percentage
3	Additional sample 1973	0	
10	Interviewed before the referendum	1171	50.5%
20	Interviewed after the referendum	1149	49.5%
Sysmiss		342	

Warning: these figures indicate the number of cases found in the data file. They cannot be interpreted as summary statistics of the population of interest.

**# v11: Municipalities according to no <deciles>**

<b>Information</b>	[Type= discrete] [Format=numeric] [Range= 1-10] [Missing=*]
<b>Statistics [NW/ W]</b>	[Valid=2320 /-] [Invalid=342 /-]
<b>Literal question</b>	Municipalities according to no <deciles>
<b>Concepts</b>	Place of residence

Value	Label	Cases	Percentage
1		756	32.6%
2		389	16.8%
3		243	10.5%
4		246	10.6%
5		176	7.6%
6		129	5.6%
7		86	3.7%
8		142	6.1%
9		62	2.7%
10		91	3.9%
Sysmiss		342	

Warning: these figures indicate the number of cases found in the data file. They cannot be interpreted as summary statistics of the population of interest.

**# v13: Municipalities according to increasing no**

<b>Information</b>	[Type= discrete] [Format=numeric] [Range= 1-12] [Missing=*]
<b>Statistics [NW/ W]</b>	[Valid=2320 /-] [Invalid=342 /-]
<b>Literal question</b>	Municipalities according to increasing no
<b>Concepts</b>	Place of residence

## File : NSD0057

### # v13: Municipalities according to increasing no

Value	Label	Cases	Percentage
1		391	16.9%
2		46	2.0%
3		302	13.0%
4		126	5.4%
5		280	12.1%
6		202	8.7%
7		310	13.4%
8		241	10.4%
9		139	6.0%
10		158	6.8%
11		107	4.6%
12		18	0.8%
Sysmiss		342	

Warning: these figures indicate the number of cases found in the data file. They cannot be interpreted as summary statistics of the population of interest.

### # v15: Year of birth

<b>Information</b>	[Type= discrete] [Format=numeric] [Range= 1-99] [Missing=*]
<b>Statistics [NW/ W]</b>	[Valid=2300 /-] [Invalid=362 /-]
<b>Literal question</b>	Year of birth
<b>Concepts</b>	Age, Age groups

Value	Label	Cases	Percentage
1		25	1.1%
2		22	1.0%
3		26	1.1%
4		19	0.8%
5		27	1.2%
6		33	1.4%
7		37	1.6%
8		37	1.6%
9		43	1.9%
10		37	1.6%
11		37	1.6%
12		60	2.6%
13		49	2.1%
14		49	2.1%
15		56	2.4%
16		50	2.2%
17		46	2.0%
18		50	2.2%
19		40	1.7%
20		52	2.3%
21		45	2.0%
22		64	2.8%

**File : NSD0057**

**# v15: Year of birth**

Value	Label	Cases	Percentage
23		48	2.1%
24		52	2.3%
25		41	1.8%
26		39	1.7%
27		49	2.1%
28		42	1.8%
29		37	1.6%
30		42	1.8%
31		40	1.7%
32		47	2.0%
33		38	1.7%
34		38	1.7%
35		42	1.8%
36		39	1.7%
37		38	1.7%
38		40	1.7%
39		26	1.1%
40		32	1.4%
41		31	1.3%
42		43	1.9%
43		45	2.0%
44		45	2.0%
45		44	1.9%
46		61	2.7%
47		52	2.3%
48		57	2.5%
49		49	2.1%
50		39	1.7%
51		46	2.0%
52		28	1.2%
92		2	0.1%
93		9	0.4%
94		13	0.6%
95		19	0.8%
96		27	1.2%
97		18	0.8%
98		20	0.9%
99		18	0.8%
Sysmiss		362	

*Warning: these figures indicate the number of cases found in the data file. They cannot be interpreted as summary statistics of the population of interest.*

**# v19: 3 figures in social security number (gender)**

<b>Information</b>	[Type= discrete] [Format=numeric] [Range= 1-9] [Missing=*]
<b>Statistics [NW/ W]</b>	[Valid=2095 /-] [Invalid=567 /-]

**File : NSD0057****# v19: 3 figures in social security number (gender)**

<b>Literal question</b>	Three figures in social security number (gender)
-------------------------	--

<b>Concepts</b>	Data
-----------------	------

Value	Label	Cases	Percentage
1		234	11.2%
2		205	9.8%
3		246	11.7%
4		216	10.3%
5		209	10.0%
6		248	11.8%
7		258	12.3%
8		244	11.6%
9		235	11.2%
Sysmiss		567	

*Warning: these figures indicate the number of cases found in the data file. They cannot be interpreted as summary statistics of the population of interest.*

**# v20: Party membership**

<b>Information</b>	[Type= discrete] [Format=numeric] [Range= 1-2] [Missing=*]
--------------------	--

<b>Statistics [NW/ W]</b>	[Valid=630 /-] [Invalid=2032 /-]
---------------------------	----------------------------------

<b>Literal question</b>	Party membership
-------------------------	------------------

<b>Concepts</b>	Policy, Political participation, Political interest
-----------------	---

Value	Label	Cases	Percentage
0	Unanswered	0	
1	Is a member	323	51.3%
2	Can become a member	307	48.7%
Sysmiss		2032	

*Warning: these figures indicate the number of cases found in the data file. They cannot be interpreted as summary statistics of the population of interest.*

**# v22: Densely populated - sparsely populated**

<b>Information</b>	[Type= discrete] [Format=numeric] [Range= 1-2] [Missing=*]
--------------------	--

<b>Statistics [NW/ W]</b>	[Valid=2320 /-] [Invalid=342 /-]
---------------------------	----------------------------------

<b>Literal question</b>	Densely populated - sparsely populated
-------------------------	--

<b>Concepts</b>	Place of residence, Human settlement
-----------------	--------------------------------------

Value	Label	Cases	Percentage
1	Densely	1455	62.7%
2	Sparsely	865	37.3%
Sysmiss		342	

*Warning: these figures indicate the number of cases found in the data file. They cannot be interpreted as summary statistics of the population of interest.*

**# v23: Interview time in minutes**

<b>Information</b>	[Type= discrete] [Format=numeric] [Range= 15-99] [Missing=*]
--------------------	--

<b>Statistics [NW/ W]</b>	[Valid=2312 /-] [Invalid=350 /-]
---------------------------	----------------------------------

<b>Literal question</b>	Interview time in minutes
-------------------------	---------------------------

<b>Concepts</b>	Data
-----------------	------



**File : NSD0057**

**# v23: Interview time in minutes**

Value	Label	Cases	Percentage
15		4	0.2%
20		5	0.2%
25		9	0.4%
30		62	2.7%
32		1	0.0%
34		1	0.0%
35		91	3.9%
36		1	0.0%
40		182	7.9%
45		221	9.6%
49		1	0.0%
50		270	11.7%
52		2	0.1%
55		205	8.9%
57		2	0.1%
60		361	15.6%
64		1	0.0%
65		173	7.5%
69		1	0.0%
70		214	9.3%
72		2	0.1%
75		114	4.9%
80		114	4.9%
85		47	2.0%
90		205	8.9%
95		20	0.9%
98		1	0.0%
99		2	0.1%
Sysmiss		350	

*Warning: these figures indicate the number of cases found in the data file. They cannot be interpreted as summary statistics of the population of interest.*

**# v25: IO visited, number of times**

<b>Information</b>	[Type= discrete] [Format=numeric] [Range= 1-6] [Missing=*]
<b>Statistics [NW/ W]</b>	[Valid=2285 /-] [Invalid=377 /-]
<b>Literal question</b>	IO visited, number of times
<b>Concepts</b>	Data

Value	Label	Cases	Percentage
0	Unspecified	0	
1		1389	60.8%
2		669	29.3%
3		185	8.1%
4		32	1.4%
5		9	0.4%

**File : NSD0057****# v25: IO visited, number of times**

Value	Label	Cases	Percentage
6		1	0.0%
Sysmiss		377	

*Warning: these figures indicate the number of cases found in the data file. They cannot be interpreted as summary statistics of the population of interest.*

**# v26: Marital status**

<b>Information</b>	[Type= discrete] [Format=numeric] [Range= 1-3] [Missing=*]
<b>Statistics [NW/ W]</b>	[Valid=2320 /-] [Invalid=342 /-]
<b>Pre-question</b>	Firstly, we would like to ask for some background information.
<b>Literal question</b>	Are you unmarried, married or previously married?
<b>Post-question</b>	Divorced counts as previously married.
<b>Concepts</b>	Marital status

Value	Label	Cases	Percentage
1	Unmarried	341	14.7%
2	Married	1785	76.9%
3	Previously married	194	8.4%
Sysmiss		342	

*Warning: these figures indicate the number of cases found in the data file. They cannot be interpreted as summary statistics of the population of interest.*

**# v27: Income-producing work?**

<b>Information</b>	[Type= discrete] [Format=numeric] [Range= 1-2] [Missing=*]
<b>Statistics [NW/ W]</b>	[Valid=2320 /-] [Invalid=342 /-]
<b>Literal question</b>	Do you have income-producing work as your most important source of subsistence?
<b>Post-question</b>	If IO is drafted for military service, the situation before being drafted is to be taken into account.
<b>Concepts</b>	Labour and employment, Economics, Income, Wages

Value	Label	Cases	Percentage
1	Yes	1252	54.0%
2	No	1068	46.0%
Sysmiss		342	

*Warning: these figures indicate the number of cases found in the data file. They cannot be interpreted as summary statistics of the population of interest.*

**# v28: SSB industry code**

<b>Information</b>	[Type= discrete] [Format=numeric] [Range= 11-95] [Missing=*]
<b>Statistics [NW/ W]</b>	[Valid=1252 /-] [Invalid=1410 /-]
<b>Literal question</b>	What is your place of work? Name and adress of the company: What type of business is it? Type of activity, industry
<b>Concepts</b>	Labour and employment, Economics, Income, Wages

Value	Label	Cases	Percentage
11	Agriculture and hunting	114	9.1%
12	Forestry and logging	9	0.7%
13	Fishing, sealing and whaling	20	1.6%
21	Coal mining	1	0.1%
22	Crude petroleum and natural gas production	0	
23	Metal ore mining	10	0.8%

## File : NSD0057

### # v28: SSB industry code

Value	Label	Cases	Percentage
29	Other mining	7	0.6%
31	Manufacture of food, beverages and tobacco	56	4.5%
32	Manufacture of textiles, wearing apparel, leather and leather products	28	2.2%
33	Manufacture of wood and wood products, including furniture	35	2.8%
34	Manufacture of paper and paper products; printing and publishing	29	2.3%
35	Manufacture of chemicals and of chemical petroleum, coal, rubber and plastic products	45	3.6%
36	Manufacture of mineral products	8	0.6%
37	Manufacture of basic metals	29	2.3%
38	Manufacture of fabricated metal products, machinery and equipment	118	9.4%
39	Other manufacturing industries	6	0.5%
41	Electricity, gas and water supply	12	1.0%
42	Water supply	0	
43		1	0.1%
50	Construction	130	10.4%
61	Wholesale trade and commission broking	54	4.3%
62	Retail trade	102	8.1%
63	Operation of hotels and restaurants	22	1.8%
67		1	0.1%
71	Transport and storage	73	5.8%
72	Communication	22	1.8%
81	Financial institutions	17	1.4%
82	Insurance	6	0.5%
83	Real estate and business services	33	2.6%
91	Public administration and defence	71	5.7%
92	Sanitary and similar services	2	0.2%
93	Social and related community services	145	11.6%
94	Recreation and cultural services	7	0.6%
95	Personal and household services	39	3.1%
Sysmiss		1410	

*Warning: these figures indicate the number of cases found in the data file. They cannot be interpreted as summary statistics of the population of interest.*

### # v30: SSB occupational code

<b>Information</b>	[Type= discrete] [Format=numeric] [Range= -2-99] [Missing=*]
<b>Statistics [NW/ W]</b>	[Valid=1187 /-] [Invalid=1475 /-]
<b>Literal question</b>	What is your main occupation?
<b>Concepts</b>	Labour and employment, Economics, Income, Wages

Value	Label	Cases	Percentage
-2		1	0.1%
-1		6	0.5%
1	Chemical and physical work	5	0.4%
2	Biological work	7	0.6%
3	Medical work	5	0.4%

## File : NSD0057

### # v30: SSB occupational code

Value	Label	Cases	Percentage
4	Nursing work	25	2.1%
5	Other professional health and medical work	6	0.5%
6	Teaching work	64	5.4%
7	Religious work	1	0.1%
8	Juridical work	4	0.3%
9	Literary and artistic work	10	0.8%
10	Public administration	15	1.3%
11	Other administrative work	47	4.0%
20	Book-keeping and cashier work	24	2.0%
21	Stenography and typing	13	1.1%
29	Other clerical work	54	4.5%
30	Working proprietors	15	1.3%
31	Real-estate-, service- and insurance salesmen etc.	5	0.4%
32	Commercial travellers and agents	7	0.6%
33	Other sales work	85	7.2%
40	Farmers, forest owners etc.	84	7.1%
41	Farm workers	29	2.4%
43	Fishermen, whalers and sealers	20	1.7%
44	Forestry work	7	0.6%
50	Mining and quarrying work	6	0.5%
51	Well drillers and related workers	0	
60	Ship's officer work	5	0.4%
61	Deck and engine-room crew work	3	0.3%
63	Railway engine work	5	0.4%
64	Road transport work	47	4.0%
65	Conductor and traffic assistant work	7	0.6%
66	Traffic controlling work	5	0.4%
67	Postal and telecommunication work	14	1.2%
68	Postal and other messenger work	8	0.7%
69	Other transport- and communication work	5	0.4%
70	Textile work	5	0.4%
71	Cutter and seam work	16	1.3%
72	Shoemaking and leather work	6	0.5%
73	Smelting, metallurgical and foundry work	15	1.3%
74	Precision mechanic work	8	0.7%
75	Iron and metal ware work	116	9.8%
76	Electrical work	40	3.4%
77	Wood work	77	6.5%
78	Painting and paperhanging work	14	1.2%
79	Other construction work	28	2.4%
80	Graphic work	12	1.0%
82	Food industry work	30	2.5%
83	Chemical work	13	1.1%

## File : NSD0057

### # v30: SSB occupational code

Value	Label	Cases	Percentage
84	Tobacco work	1	0.1%
85	Other manufacturing work	10	0.8%
86	Packing work	11	0.9%
87	Machine and motorpower work	31	2.6%
88	Dock and warehouse work	22	1.9%
89	Labourers not elsewhere classified	5	0.4%
90	Public safety, prevention and protection work	7	0.6%
91	Domestic work, doorman work and related	38	3.2%
92	Serving work	9	0.8%
93	Building, caretaking and cleaning work	17	1.4%
94	Hygiene and beauty treatment	5	0.4%
95	Laundry and dry-cleaning work	4	0.3%
99	Other service work	3	0.3%
Sysmiss		1475	

Warning: these figures indicate the number of cases found in the data file. They cannot be interpreted as summary statistics of the population of interest.

### # v33: Employed, self-employed with/without hired help?

<b>Information</b>	[Type= discrete] [Format=numeric] [Range= 1-3] [Missing=*]
<b>Statistics [NW/ W]</b>	[Valid=1252 /-] [Invalid=1410 /-]
<b>Literal question</b>	In your main occupation, are you employed, self-employed without hired help or self-employed with hired help?
<b>Post-question</b>	Family members without fixed salaries count as hired.
<b>Concepts</b>	Labour and employment, Economics, Income, Wages

Value	Label	Cases	Percentage
1	Employed	1021	81.5%
2	Self-employed without hired help	161	12.9%
3	Self-employed with hired help	70	5.6%
Sysmiss		1410	

Warning: these figures indicate the number of cases found in the data file. They cannot be interpreted as summary statistics of the population of interest.

### # v34: Source of subsistence

<b>Information</b>	[Type= discrete] [Format=numeric] [Range= 1-4] [Missing=*]
<b>Statistics [NW/ W]</b>	[Valid=1068 /-] [Invalid=1594 /-]
<b>Pre-question</b>	People who don't have income-producing work as their main source of subsistence are asked this question.
<b>Literal question</b>	What is your most important work or source of subsistence?
<b>Post-question</b>	Disabled persons are grouped as pensioners, benefit-receiver.
<b>Concepts</b>	Labour and employment, Economics, Income, Wages

Value	Label	Cases	Percentage
1	Pupil, student	59	5.5%
2	Pensioner, benefit-receiver	349	32.7%
3	Domestic work	644	60.3%
4	Other	16	1.5%
Sysmiss		1594	

Warning: these figures indicate the number of cases found in the data file. They cannot be interpreted as summary statistics of the population of interest.

## File : NSD0057

### # v35: Income-producing work?

<b>Information</b>	[Type= discrete] [Format=numeric] [Range= 1-2] [Missing=*]
<b>Statistics [NW/ W]</b>	[Valid=349 /-] [Invalid=2313 /-]
<b>Pre-question</b>	Only pensioners and benefit-receivers are asked question 8-12.
<b>Literal question</b>	Did you yourself have income-producing work at the point when you started receiveing pension/benefits?
<b>Concepts</b>	Labour and employment, Economics, Income, Wages

Value	Label	Cases	Percentage
1	Yes	210	60.2%
2	No	139	39.8%
Sysmiss		2313	

*Warning: these figures indicate the number of cases found in the data file. They cannot be interpreted as summary statistics of the population of interest.*

### # v36: SSB industry code

<b>Information</b>	[Type= discrete] [Format=numeric] [Range= 11-95] [Missing=*]
<b>Statistics [NW/ W]</b>	[Valid=203 /-] [Invalid=2459 /-]
<b>Pre-question</b>	For pensioners with previous income-producing work.
<b>Literal question</b>	What was your place of work? The name of the company and the address.  What type of business was it? (Industry) (previous income-producing work)
<b>Concepts</b>	Labour and employment, Economics, Income, Wages

Value	Label	Cases	Percentage
11	Agriculture and hunting	35	17.2%
12	Forestry and logging	7	3.4%
13	Fishing, sealing and whaling	15	7.4%
21	Coal mining	0	
22	Crude petroleum and natural gas production	0	
23	Metal ore mining	0	
29	Other mining	1	0.5%
31	Manufacture of food, beverages and tobacco	9	4.4%
32	Manufacture of textiles, wearing apparel, leather and leather products	3	1.5%
33	Manufacture of wood and wood products, including furniture	3	1.5%
34	Manufacture of paper and paper products; printing and publishing	10	4.9%
35	Manufacture of chemicals and of chemical petroleum, coal, rubber and plastic products	5	2.5%
36	Manufacture of mineral products	2	1.0%
37	Manufacture of basic metals	2	1.0%
38	Manufacture of fabricated metal products, machinery and equipment	8	3.9%
39	Other manufacturing industries	1	0.5%
41	Electricity, gas and water supply	1	0.5%
42	Water supply	0	
50	Construction	24	11.8%
61	Wholesale trade and commission broking	3	1.5%
62	Retail trade	14	6.9%
63	Operation of hotels and restaurants	2	1.0%
71	Transport and storage	15	7.4%

## File : NSD0057

### # v36: SSB industry code

Value	Label	Cases	Percentage
72	Communication	6	3.0%
81	Financial institutions	1	0.5%
82	Insurance	1	0.5%
83	Real estate and business services	1	0.5%
91	Public administration and defence	7	3.4%
92	Sanitary and similar services	0	
93	Social and related community services	24	11.8%
94	Recreation and cultural services	1	0.5%
95	Personal and household services	2	1.0%
Sysmiss		2459	

Warning: these figures indicate the number of cases found in the data file. They cannot be interpreted as summary statistics of the population of interest.

### # v38: SSB occupational code

<b>Information</b>	[Type= discrete] [Format=numeric] [Range= -2-95] [Missing=*]
<b>Statistics [NW/ W]</b>	[Valid=208 /-] [Invalid=2454 /-]
<b>Pre-question</b>	For pensioners with previous income-producing work.
<b>Literal question</b>	What was your main occupation?
<b>Concepts</b>	Labour and employment, Economics, Income, Wages

Value	Label	Cases	Percentage
-2		7	3.4%
-1		1	0.5%
1	Chemical and physical work	1	0.5%
2	Biological work	0	
3	Medical work	1	0.5%
4	Nursing work	2	1.0%
5	Other professional health and medical work	1	0.5%
6	Teaching work	8	3.8%
7	Religious work	0	
8	Juridical work	0	
9	Literary and artistic work	1	0.5%
10	Public administration	1	0.5%
11	Other administrative work	4	1.9%
20	Book-keeping and cashier work	2	1.0%
21	Stenography and typing	3	1.4%
29	Other clerical work	4	1.9%
30	Working proprietors	3	1.4%
31	Real-estate-, service- and insurance salesmen etc.	1	0.5%
32	Commercial travellers and agents	0	
33	Other sales work	9	4.3%
40	Farmers, forest owners etc.	24	11.5%
41	Farm workers	8	3.8%
43	Fishermen, whalers and sealers	14	6.7%
44	Forestry work	7	3.4%

## File : NSD0057

### # v38: SSB occupational code

Value	Label	Cases	Percentage
50	Mining and quarrying work	4	1.9%
51	Well drillers and related workers	0	
60	Ship's officer work	2	1.0%
61	Deck and engine-room crew work	4	1.9%
63	Railway engine work	1	0.5%
64	Road transport work	3	1.4%
65	Conductor and traffic assistant work	1	0.5%
66	Traffic controlling work	0	
67	Postal and telecommunication work	4	1.9%
68	Postal and other messenger work	1	0.5%
69	Other transport- and communication work	1	0.5%
70	Textile work	0	
71	Cutter and seam work	1	0.5%
72	Shoemaking and leather work	0	
73	Smelting, metallurgical and foundry work	2	1.0%
74	Precision mechanic work	1	0.5%
75	Iron and metal ware work	8	3.8%
76	Electrical work	4	1.9%
77	Wood work	11	5.3%
78	Painting and paperhanging work	2	1.0%
79	Other construction work	11	5.3%
80	Graphic work	1	0.5%
82	Food industry work	7	3.4%
83	Chemical work	4	1.9%
84	Tobacco work	0	
85	Other manufacturing work	0	
86	Packing work	3	1.4%
87	Machine and motorpower work	2	1.0%
88	Dock and warehouse work	4	1.9%
89	Labourers not elsewhere classified	2	1.0%
90	Public safety, prevention and protection work	1	0.5%
91	Domestic work, doorman work and related	11	5.3%
92	Serving work	0	
93	Building, caretaking and cleaning work	8	3.8%
94	Hygiene and beauty treatment	0	
95	Laundry and dry-cleaning work	2	1.0%
99	Other service work	0	
Sysmiss		2454	

*Warning: these figures indicate the number of cases found in the data file. They cannot be interpreted as summary statistics of the population of interest.*

### # v41: Employed, self-employed with/without hired help?

<b>Information</b>	[Type= discrete] [Format=numeric] [Range= 1-3] [Missing=*]
<b>Statistics [NW/ W]</b>	[Valid=204 /-] [Invalid=2458 /-]
<b>Pre-question</b>	For pensioners with previous income-producing work.



## File : NSD0057

### # v41: Employed, self-employed with/without hired help?

**Literal question** Were you in your main occupation employed, self-employed without hired help or self-employed with hired help?

**Concepts** Labour and employment, Economics, Income, Wages

Value	Label	Cases	Percentage
1	Employed	151	74.0%
2	Self-employed without hired help	42	20.6%
3	Self-employed with hired help	11	5.4%
Sysmiss		2458	

*Warning: these figures indicate the number of cases found in the data file. They cannot be interpreted as summary statistics of the population of interest.*

### # v42: SSB industry code

**Information** [Type= discrete] [Format=numeric] [Range= 11-96] [Missing=\*]

**Statistics [NW/ W]** [Valid=747 /-] [Invalid=1915 /-]

**Pre-question** Question 14-17 is only asked to married person or to married women without income-producing work was their main source of subsistence.

**Literal question** What is/was your husband's place of work?

What type of business is/was it?

**Post-question** (If the husband is/was a pensioner or is/was on welfare, last place of work is to be stated).

**Concepts** Labour and employment, Economics, Income, Wages

Value	Label	Cases	Percentage
11	Agriculture and hunting	76	10.2%
12	Forestry and logging	12	1.6%
13	Fishing, sealing and whaling	18	2.4%
21	Coal mining	1	0.1%
22	Crude petroleum and natural gas production	2	0.3%
23	Metal ore mining	5	0.7%
29	Other mining	4	0.5%
31	Manufacture of food, beverages and tobacco	29	3.9%
32	Manufacture of textiles, wearing apparel, leather and leather products	13	1.7%
33	Manufacture of wood and wood products, including furniture	32	4.3%
34	Manufacture of paper and paper products; printing and publishing	24	3.2%
35	Manufacture of chemicals and of chemical petroleum, coal, rubber and plastic products	33	4.4%
36	Manufacture of mineral products	11	1.5%
37	Manufacture of basic metals	24	3.2%
38	Manufacture of fabricated metal products, machinery and equipment	69	9.2%
39	Other manufacturing industries	1	0.1%
41	Electricity, gas and water supply	10	1.3%
42	Water supply	0	
50	Construction	97	13.0%
61	Wholesale trade and commission broking	32	4.3%
62	Retail trade	35	4.7%
63	Operation of hotels and restaurants	11	1.5%
71	Transport and storage	91	12.2%

## File : NSD0057

### # v42: SSB industry code

Value	Label	Cases	Percentage
72	Communication	9	1.2%
81	Financial institutions	4	0.5%
82	Insurance	2	0.3%
83	Real estate and business services	7	0.9%
91	Public administration and defence	44	5.9%
92	Sanitary and similar services	2	0.3%
93	Social and related community services	31	4.1%
94	Recreation and cultural services	3	0.4%
95	Personal and household services	14	1.9%
96		1	0.1%
Sysmiss		1915	

Warning: these figures indicate the number of cases found in the data file. They cannot be interpreted as summary statistics of the population of interest.

### # v44: SSB occupational code

<b>Information</b>	[Type= discrete] [Format=numeric] [Range= -2-99] [Missing=*]
<b>Statistics [NW/ W]</b>	[Valid=719 /-] [Invalid=1943 /-]
<b>Literal question</b>	What is/was your husband's main occupation?
<b>Concepts</b>	Labour and employment, Economics, Income, Wages

Value	Label	Cases	Percentage
-2		3	0.4%
-1		7	1.0%
1	Chemical and physical work	2	0.3%
2	Biological work	2	0.3%
3	Medical work	3	0.4%
4	Nursing work	3	0.4%
5	Other professional health and medical work	0	
6	Teaching work	14	1.9%
7	Religious work	1	0.1%
8	Juridical work	5	0.7%
9	Literary and artistic work	3	0.4%
10	Public administration	12	1.7%
11	Other administrative work	26	3.6%
20	Book-keeping and cashier work	5	0.7%
21	Stenography and typing	2	0.3%
29	Other clerical work	16	2.2%
30	Working proprietors	5	0.7%
31	Real-estate-, service- and insurance salesmen etc.	1	0.1%
32	Commercial travellers and agents	10	1.4%
33	Other sales work	34	4.7%
40	Farmers, forest owners etc.	74	10.3%
41	Farm workers	8	1.1%
43	Fishermen, whalers and sealers	17	2.4%
44	Forestry work	11	1.5%

## File : NSD0057

### # v44: SSB occupational code

Value	Label	Cases	Percentage
50	Mining and quarrying work	8	1.1%
51	Well drillers and related workers	1	0.1%
60	Ship's officer work	19	2.6%
61	Deck and engine-room crew work	11	1.5%
63	Railway engine work	1	0.1%
64	Road transport work	45	6.3%
65	Conductor and traffic assistant work	7	1.0%
66	Traffic controlling work	6	0.8%
67	Postal and telecommunication work	3	0.4%
68	Postal and other messenger work	5	0.7%
69	Other transport- and communication work	3	0.4%
70	Textile work	3	0.4%
71	Cutter and seam work	2	0.3%
72	Shoemaking and leather work	3	0.4%
73	Smelting, metallurgical and foundry work	15	2.1%
74	Precision mechanic work	3	0.4%
75	Iron and metal ware work	77	10.7%
76	Electrical work	19	2.6%
77	Wood work	68	9.5%
78	Painting and paperhanging work	6	0.8%
79	Other construction work	37	5.1%
80	Graphic work	5	0.7%
81		4	0.6%
82	Food industry work	18	2.5%
83	Chemical work	8	1.1%
84	Tobacco work	0	
85	Other manufacturing work	3	0.4%
86	Packing work	2	0.3%
87	Machine and motorpower work	16	2.2%
88	Dock and warehouse work	14	1.9%
89	Labourers not elsewhere classified	2	0.3%
90	Public safety, prevention and protection work	11	1.5%
91	Domestic work, doorman work and related	8	1.1%
92	Serving work	3	0.4%
93	Building, caretaking and cleaning work	13	1.8%
94	Hygiene and beauty treatment	2	0.3%
95	Laundry and dry-cleaning work	1	0.1%
96		2	0.3%
99	Other service work	1	0.1%
Sysmiss		1943	

Warning: these figures indicate the number of cases found in the data file. They cannot be interpreted as summary statistics of the population of interest.

### # v47: Employed, self-employed with/without hired help?

Information [Type= discrete] [Format=numeric] [Range= 1-3] [Missing=\*]

**File : NSD0057****# v47: Employed, self-employed with/without hired help?**

<b>Statistics [NW/ W]</b>	[Valid=747 /-] [Invalid=1915 /-]
---------------------------	----------------------------------

<b>Literal question</b>	Is/was he in his main occupation employed, self-employed without hired help or self-employed with hired help?
-------------------------	---

<b>Concepts</b>	Labour and employment, Economics, Income, Wages
-----------------	---

Value	Label	Cases	Percentage
1	Employed	588	78.7%
2	Self-employed without hired help	65	8.7%
3	Self-employed with hired help	94	12.6%
Systemmiss		1915	

*Warning: these figures indicate the number of cases found in the data file. They cannot be interpreted as summary statistics of the population of interest.*

**# v48: Participate/participated in the EC referendum?**

<b>Information</b>	[Type= discrete] [Format=numeric] [Range= 1-3] [Missing=*]
--------------------	--

<b>Statistics [NW/ W]</b>	[Valid=2320 /-] [Invalid=342 /-]
---------------------------	----------------------------------

<b>Pre-question</b>	Voting in the referendum on the EC. These questions will be slightly different with regards to the wording, in the interviews before and after the referendum
---------------------	---

<b>Literal question</b>	Are you going to vote in the next referendum on Norwegian membership in the EC? Did you vote in the referendum on Norwegian membership in the EC?
-------------------------	---

<b>Concepts</b>	Policy, Political participation, Political interest
-----------------	---

Value	Label	Cases	Percentage
1	Voted	2008	86.6%
2	Didn't vote	311	13.4%
3		1	0.0%
Systemmiss		342	

*Warning: these figures indicate the number of cases found in the data file. They cannot be interpreted as summary statistics of the population of interest.*

**# v49: Voted yes-no?**

<b>Information</b>	[Type= discrete] [Format=numeric] [Range= 1-3] [Missing=*]
--------------------	--

<b>Statistics [NW/ W]</b>	[Valid=1983 /-] [Invalid=679 /-]
---------------------------	----------------------------------

<b>Pre-question</b>	Question 19 is only asked to those who participated.
---------------------	--

<b>Literal question</b>	Will you vote yes or no to Norwegian membership in the EC? Did you vote yes or no to Norwegian membership in the EC?
-------------------------	---

<b>Concepts</b>	Policy, Political participation, Political interest
-----------------	---

Value	Label	Cases	Percentage
1	Voted yes	959	48.4%
2	Voted no	1020	51.4%
3	Refuses to answer	4	0.2%
Systemmiss		679	

*Warning: these figures indicate the number of cases found in the data file. They cannot be interpreted as summary statistics of the population of interest.*

**# v50: Reason not vote/voted?**

<b>Information</b>	[Type= discrete] [Format=numeric] [Range= 1-5] [Missing=*]
--------------------	--

<b>Statistics [NW/ W]</b>	[Valid=303 /-] [Invalid=2359 /-]
---------------------------	----------------------------------

<b>Pre-question</b>	Question 20-21 is only asked to persons who didn't participate.
---------------------	---

**File : NSD0057****# v50: Reason not vote/voted?**

**Literal question** There are many reasons why people don't vote in referendums (on the EC). What is the most important reason for you not to vote? (What would you say was your reason for not voting).

**Concepts** Policy, Political participation, Political interest

Value	Label	Cases	Percentage
1	Disease	38	12.5%
2	Not home/travelling	53	17.5%
3	Not interested	30	9.9%
4	Too hard	148	48.8%
5	Other reason	34	11.2%
Sysmiss		2359	

*Warning: these figures indicate the number of cases found in the data file. They cannot be interpreted as summary statistics of the population of interest.*

**# v51: If were to vote: yes-no?**

**Information** [Type= discrete] [Format=numeric] [Range= 1-3] [Missing=\*]

**Statistics [NW/ W]** [Valid=303 /-] [Invalid=2359 /-]

**Literal question** If you had voted, what is most likely: Would you have voted yes or no to Norwegian membership in the EC?

**Concepts** Policy, Political participation, Political interest

Value	Label	Cases	Percentage
1	Would have voted yes	115	38.0%
2	Would have voted no	117	38.6%
3	Don't know	71	23.4%
Sysmiss		2359	

*Warning: these figures indicate the number of cases found in the data file. They cannot be interpreted as summary statistics of the population of interest.*

**# v52: If looser affiliation, what**

**Information** [Type= discrete] [Format=numeric] [Range= 1-4] [Missing=\*]

**Statistics [NW/ W]** [Valid=2054 /-] [Invalid=608 /-]

**Pre-question** Question 22 is asked to everyone with an opinion

**Literal question** If looser affiliation had been an option in the referendum next to full membership and no affiliation, what would you have voted?

**Concepts** Policy, Political participation, Political interest

Value	Label	Cases	Percentage
1	Looser affiliation	818	39.8%
2	Full membership	680	33.1%
3	No affiliation	208	10.1%
4	Don't know	348	16.9%
Sysmiss		608	

*Warning: these figures indicate the number of cases found in the data file. They cannot be interpreted as summary statistics of the population of interest.*

**# v53: Right to vote in Storting election 1969?**

**Information** [Type= discrete] [Format=numeric] [Range= 1-2] [Missing=\*]

**Statistics [NW/ W]** [Valid=2320 /-] [Invalid=342 /-]

**Pre-question** Voting in the Storting election in 1969

**Literal question** Did you have the right to vote in the Storting election in 1969?

**Post-question** (The election was held the 7th and 8th of September 1969. Voting age 20 years)

**File : NSD0057****# v53: Right to vote in Storting election 1969?**

<b>Concepts</b>	Policy, Political participation, Political interest
-----------------	---

Value	Label	Cases	Percentage
1	Yes	2193	94.5%
2	No	127	5.5%
3	Refuses	0	
Sysmiss		342	

*Warning: these figures indicate the number of cases found in the data file. They cannot be interpreted as summary statistics of the population of interest.*

**# v54: Participated in the election in 1969?**

<b>Information</b>	[Type= discrete] [Format=numeric] [Range= 1-2] [Missing=*]
--------------------	--

<b>Statistics [NW/ W]</b>	[Valid=2192 /-] [Invalid=470 /-]
---------------------------	----------------------------------

<b>Literal question</b>	Did you vote in the Storting election in 1969?
-------------------------	--

<b>Concepts</b>	Policy, Political participation, Political interest
-----------------	---

Value	Label	Cases	Percentage
1	Yes	2003	91.4%
2	No	189	8.6%
3	Refuses	0	
Sysmiss		470	

*Warning: these figures indicate the number of cases found in the data file. They cannot be interpreted as summary statistics of the population of interest.*

**# v55: Party voted for in 1969**

<b>Information</b>	[Type= discrete] [Format=numeric] [Range= 1-9] [Missing=*]
--------------------	--

<b>Statistics [NW/ W]</b>	[Valid=2001 /-] [Invalid=661 /-]
---------------------------	----------------------------------

<b>Literal question</b>	Which party or list did you vote for in the Storting election in 1969?
-------------------------	--

<b>Concepts</b>	Policy, Political participation, Political interest, Political allegiance, Political parties
-----------------	--

Value	Label	Cases	Percentage
1	Arbeiderpartiet (The Labour Party)	979	48.9%
2	Høyre (The Conservative Party)	344	17.2%
3	Kristelig folkeparti (The Christian Democratic Party)	173	8.6%
4	Kommunistpartiet (The Communist Party)	7	0.3%
5	Senterpartiet (The Centre Party)	240	12.0%
6	Sosialistisk folkeparti (The Socialist People's Party)	60	3.0%
7	Venstre (The Liberal Party)	173	8.6%
8	Can't remember	13	0.6%
9	Refuses to answer	12	0.6%
Sysmiss		661	

*Warning: these figures indicate the number of cases found in the data file. They cannot be interpreted as summary statistics of the population of interest.*

**# v56: Interest in the EC issue**

<b>Information</b>	[Type= discrete] [Format=numeric] [Range= 1-3] [Missing=*]
--------------------	--

<b>Statistics [NW/ W]</b>	[Valid=2314 /-] [Invalid=348 /-]
---------------------------	----------------------------------

<b>Pre-question</b>	Interest in the EC issue and what speaks for/against Norwegian membership in the EC
---------------------	---

<b>Literal question</b>	Have the question about norwegian membership in the EC interested you a lot, some or just a little?
-------------------------	---

<b>Concepts</b>	Policy, Political participation, Political interest, Political allegiance
-----------------	---

## File : NSD0057

### # v56: Interest in the EC issue

Value	Label	Cases	Percentage
0	Not stated	0	
1	A lot	723	31.2%
2	Some	992	42.9%
3	Little	599	25.9%
Systemmiss		348	

*Warning: these figures indicate the number of cases found in the data file. They cannot be interpreted as summary statistics of the population of interest.*

### # v57: Arguments for membership - yes

<b>Information</b>	[Type= discrete] [Format=numeric] [Range= 1-99] [Missing=*]
<b>Statistics [NW/ W]</b>	[Valid=804 /-] [Invalid=1858 /-]
<b>Pre-question</b>	Question 29 and 30 asked to persons that are voting yes to norwegian membership in the EC.
<b>Literal question</b>	Arguments for membership - yes
<b>Concepts</b>	Policy, Political participation, Political interest, Public political influence

Value	Label	Cases	Percentage
1	Business benefits	120	14.9%
2	Trade policy benefits	113	14.1%
3	Safe jobs	52	6.5%
4	Cheaper goods	2	0.2%
10	Peace, less tension	32	4.0%
11	Cooperation/community	149	18.5%
20	The right to co-determination	36	4.5%
21	Will become isolated if not	70	8.7%
22	Norway in united Europe	66	8.2%
23	Political issues in general	6	0.7%
30	Security, defense	19	2.4%
40	Good deals	29	3.6%
41	Trust in government/parliament	13	1.6%
50	Nature/environmental protection	1	0.1%
60	Other	25	3.1%
80	No arguments	0	
90	Don't know	70	8.7%
99	Not stated	1	0.1%
Systemmiss		1858	

*Warning: these figures indicate the number of cases found in the data file. They cannot be interpreted as summary statistics of the population of interest.*

### # v59: Arguments against membership - yes

<b>Information</b>	[Type= discrete] [Format=numeric] [Range= 1-99] [Missing=*]
<b>Statistics [NW/ W]</b>	[Valid=906 /-] [Invalid=1756 /-]
<b>Pre-question</b>	Question 29 and 30 asked to persons that are voting yes to norwegian membership in the EC.
<b>Literal question</b>	Even though you want to vote yes to Norwegian membership in the EC, are there any strong arguments against Norwegian membership?
<b>Concepts</b>	Policy, Political participation, Political interest, Public political influence

## File : NSD0057

### # v59: Arguments against membership - yes

Value	Label	Cases	Percentage
1	Too expensive ticket	1	0.1%
2	Economic arguments in general	1	0.1%
3	Safe jobs	0	
4	Cheaper goods in the EU	0	
9		1	0.1%
10	Remote controlling from Brussels	18	2.0%
11	Loses independency	69	7.6%
12	Irrevocable	8	0.9%
13	Sale of Norway	0	
20	The political consequences	1	0.1%
21	Bureaucratic centralisation	12	1.3%
22	Europe too big blok	10	1.1%
23	No economic benefits	4	0.4%
24	Norway better than Europe	0	
30	Fishery and agriculture	57	6.3%
31	Regional policy/fringe politics	7	0.8%
40	Foreign labour	59	6.5%
41	Free right of establishment	18	2.0%
42	Uncertain labour market	7	0.8%
50	Unequal distribution of goods	5	0.6%
60	Good as it is	2	0.2%
61	Don't know what's coming	15	1.7%
70	Other	37	4.1%
80	No counter-arguments	374	41.3%
90	Don't know	198	21.9%
99	Not stated	2	0.2%
Sysmiss		1756	

Warning: these figures indicate the number of cases found in the data file. They cannot be interpreted as summary statistics of the population of interest.

### # v61: Arguments against membership - no

<b>Information</b>	[Type= discrete] [Format=numeric] [Range= 1-99] [Missing=*]
<b>Statistics [NW/ W]</b>	[Valid=1002 /-] [Invalid=1660 /-]
<b>Pre-question</b>	Question 31 and 32 asked to persons that are voting no to norwegian membership in the EC.
<b>Literal question</b>	Arguments against membership - no
<b>Concepts</b>	Policy, Political participation, Political interest, Public political influence

Value	Label	Cases	Percentage
1	Too expensive ticket	3	0.3%
2	Economic arguments in general	8	0.8%
3	Safe jobs	0	
4	Cheaper goods in the EU	0	
10	Remote controlling from Brussels	75	7.5%
11	Loses independency	339	33.8%
12	irrevocable	39	3.9%



## File : NSD0057

### # v61: Arguments against membership - no

Value	Label	Cases	Percentage
13	Sale of Norway	7	0.7%
20	The political consequences	12	1.2%
21	Bureaucratic centralisation	21	2.1%
22	Europe too big blok	37	3.7%
23	No economic benefits	18	1.8%
24	Norway better than Europe	10	1.0%
30	Fishery and agriculture	107	10.7%
31	Regional policy/fringe politics	9	0.9%
40	Foreign labour	34	3.4%
41	Free right of establishment	7	0.7%
42	Uncertain labour market	10	1.0%
50	Unequal distribution of goods	12	1.2%
60	Good as it is	22	2.2%
61	Don't know what's coming	40	4.0%
70	Other	66	6.6%
80	No counter-arguments	0	
90	Don't know	124	12.4%
99	Not stated	2	0.2%
Sysmiss		1660	

Warning: these figures indicate the number of cases found in the data file. They cannot be interpreted as summary statistics of the population of interest.

### # v63: Arguments for membership - no

<b>Information</b>	[Type= discrete] [Format=numeric] [Range= 1-99] [Missing=*]
<b>Statistics [NW/ W]</b>	[Valid=968 /-] [Invalid=1694 /-]
<b>Pre-question</b>	Question 31 and 32 are asked to persons who want to vote no to Norwegian membership in the EC.
<b>Literal question</b>	Even though you want to vote no to Norwegian membership in the EC, are there any strong arguments for Norwegian membership?
<b>Concepts</b>	Policy, Political participation, Political interest, Public political influence

Value	Label	Cases	Percentage
1	Business benefits	170	17.6%
2	Trade policy benefits	103	10.6%
3	Safe jobs	6	0.6%
4	Cheaper goods	3	0.3%
10	Peace, less tension	13	1.3%
11	Cooperation/community	37	3.8%
20	The right to co-determination	7	0.7%
21	Will become isolated if not	4	0.4%
22	Norway in united Europe	4	0.4%
23	Political issues in general	1	0.1%
30	Security, defense	17	1.8%
40	Good deals	2	0.2%
41	Trust in government/parliament	0	
50	Nature/environmental protection	5	0.5%
60	Other	10	1.0%

## File : NSD0057

### # v63: Arguments for membership - no

Value	Label	Cases	Percentage
80	No arguments	297	30.7%
90	Don't know	284	29.3%
99	Not stated	5	0.5%
Sysmiss		1694	

Warning: these figures indicate the number of cases found in the data file. They cannot be interpreted as summary statistics of the population of interest.

### # v65: Arguments for membership - don't know

<b>Information</b>	[Type= discrete] [Format=numeric] [Range= 1-99] [Missing=*]
<b>Statistics [NW/ W]</b>	[Valid=392 /-] [Invalid=2270 /-]
<b>Pre-question</b>	Question 33-34 are asked to persons who haven't taken a stand in the EC issue.
<b>Literal question</b>	Is there anything in particular you think speaks for Norwegian membership in the EC?
<b>Concepts</b>	Policy, Political participation, Political interest, Public political influence

Value	Label	Cases	Percentage
1	Business benefits	40	10.2%
2	Trade policy benefits	25	6.4%
3	Safe jobs	5	1.3%
4	Cheaper goods	2	0.5%
10	Peace, less tension	7	1.8%
11	Cooperation/community	18	4.6%
20	The right to co-determination	5	1.3%
21	Will become isolated if not	9	2.3%
22	Norway in united Europe	5	1.3%
23	Political issues in general	0	
30	Security, defense	6	1.5%
40	Good deals	3	0.8%
41	Trust in government/parliament	2	0.5%
50	Nature/environmental protection	0	
60	Other	8	2.0%
80	No arguments	48	12.2%
90	Don't know	205	52.3%
99	Not stated	4	1.0%
Sysmiss		2270	

Warning: these figures indicate the number of cases found in the data file. They cannot be interpreted as summary statistics of the population of interest.

### # v67: Arguments against membership - don't know

<b>Information</b>	[Type= discrete] [Format=numeric] [Range= 1-99] [Missing=*]
<b>Statistics [NW/ W]</b>	[Valid=396 /-] [Invalid=2266 /-]
<b>Pre-question</b>	Question 33-34 is asked to persons who haven't taken a stand in the EC issue.
<b>Literal question</b>	Is there anything in particular you think speaks against Norwegian membership in the EC?
<b>Concepts</b>	Policy, Political participation, Political interest, Public political influence

Value	Label	Cases	Percentage
1	Too expensive ticket	2	0.5%
2	Economic arguments in general	1	0.3%

## File : NSD0057

### # v67: Arguments against membership - don't know

Value	Label	Cases	Percentage
3	Safe jobs	0	
4	Cheaper goods in the EU	0	
10	Remote controlling from Brussels	8	2.0%
11	Loses independency	37	9.3%
12	irrevocable	3	0.8%
13	Sale of Norway	0	
20	The political consequences	1	0.3%
21	Bureaucratic centralisation	1	0.3%
22	Europe too big blok	5	1.3%
23	No economic benefits	3	0.8%
24	Norway better than Europe	1	0.3%
30	Fishery and agriculture	24	6.1%
31	Regional policy/fringe politics	3	0.8%
40	Foreign labour	24	6.1%
41	Free right of establishment	7	1.8%
42	Uncertain labour market	1	0.3%
50	Unequal distribution of goods	1	0.3%
60	Good as it is	2	0.5%
61	Don't know what's coming	4	1.0%
70	Other	10	2.5%
80	No counter-arguments	50	12.6%
90	Don't know	194	49.0%
99	Not stated	14	3.5%
Sysmiss		2266	

Warning: these figures indicate the number of cases found in the data file. They cannot be interpreted as summary statistics of the population of interest.

### # v69: EC membership's effect on autonomy

<b>Information</b>	[Type= discrete] [Format=numeric] [Range= 1-9] [Missing=*]
<b>Statistics [NW/ W]</b>	[Valid=2317 /-] [Invalid=345 /-]
<b>Pre-question</b>	Effects of a potential membership in the EC. Norwegian autonomy.
<b>Literal question</b>	The debate about Norwegian membership in the EC has often touched upon the question, "Do you think that Norway's autonomy is becoming smaller, that autonomy is actually becoming bigger, or that it will be unchanged when joining the EC?" or do you have no special opinion on this question?
<b>Concepts</b>	Policy, Political participation, Political interest, Political awareness

Value	Label	Cases	Percentage
1	Less	1212	52.3%
2	Bigger	65	2.8%
3	Unchanged	729	31.5%
9	No opinion	311	13.4%
Sysmiss		345	

Warning: these figures indicate the number of cases found in the data file. They cannot be interpreted as summary statistics of the population of interest.

### # v70: Consideration of autonomy meant a lot for stand

<b>Information</b>	[Type= discrete] [Format=numeric] [Range= 1-9] [Missing=*]
<b>Statistics [NW/ W]</b>	[Valid=2001 /-] [Invalid=661 /-]

**File : NSD0057****# v70: Consideration of autonomy meant a lot for stand**

<b>Literal question</b>	Would you say that the consideration of Norwegian autonomy has meant a lot, some or little for your stand in the EC issue?
-------------------------	--

<b>Concepts</b>	Policy, Political participation, Political interest, Political awareness
-----------------	--

Value	Label	Cases	Percentage
1	A lot	969	48.4%
2	Some	470	23.5%
3	Little	479	23.9%
9	Don't know	83	4.1%
Sysmiss		661	

Warning: these figures indicate the number of cases found in the data file. They cannot be interpreted as summary statistics of the population of interest.

**# v71: Moving from outlying districts**

<b>Information</b>	[Type= discrete] [Format=numeric] [Range= 1-9] [Missing=*]
--------------------	--

<b>Statistics [NW/ W]</b>	[Valid=2308 /-] [Invalid=354 /-]
---------------------------	----------------------------------

<b>Pre-question</b>	Regional policy and regional development.
---------------------	---

<b>Literal question</b>	In the discussion about regional policy and regional development, people moving from outlying districts to central places is naturally, relevant. Do you think that at this moment, there are too many people moving from outlying districts, too many staying in such areas, or that just the right amount is moving?
-------------------------	--

<b>Concepts</b>	Policy, Political participation, Political interest, Political awareness
-----------------	--

Value	Label	Cases	Percentage
1	Too many move	1701	73.7%
2	Too few move	25	1.1%
3	The right amount move	344	14.9%
9	Don't know	238	10.3%
Sysmiss		354	

Warning: these figures indicate the number of cases found in the data file. They cannot be interpreted as summary statistics of the population of interest.

**# v72: Membership affect moving?**

<b>Information</b>	[Type= discrete] [Format=numeric] [Range= 1-9] [Missing=*]
--------------------	--

<b>Statistics [NW/ W]</b>	[Valid=2308 /-] [Invalid=354 /-]
---------------------------	----------------------------------

<b>Literal question</b>	Do you think a potential Norwegian membership will have a significance for our opportunities to influence how many people move from outlying districts to central places here in Norway?
-------------------------	--

<b>Concepts</b>	Policy, Political participation, Political interest, Political awareness
-----------------	--

Value	Label	Cases	Percentage
1	Yes	823	35.7%
2	No	871	37.7%
9	Don't know	614	26.6%
Sysmiss		354	

Warning: these figures indicate the number of cases found in the data file. They cannot be interpreted as summary statistics of the population of interest.

**# v73: Membership - more or less move?**

<b>Information</b>	[Type= discrete] [Format=numeric] [Range= 1-9] [Missing=*]
--------------------	--

<b>Statistics [NW/ W]</b>	[Valid=2300 /-] [Invalid=362 /-]
---------------------------	----------------------------------

<b>Literal question</b>	Do you think that a potential Norwegian membership would cause more or less people to move from outlying districts to central places than if we hadn't become members of the EC?
-------------------------	--

<b>Concepts</b>	Policy, Political participation, Political interest, Political awareness
-----------------	--

## File : NSD0057

### # v73: Membership - more or less move?

Value	Label	Cases	Percentage
0	Not stated	0	
1	More	873	38.0%
2	Less	406	17.7%
3	Unchanged	137	6.0%
9	Don't know	884	38.4%
Sysmiss		362	

Warning: these figures indicate the number of cases found in the data file. They cannot be interpreted as summary statistics of the population of interest.

### # v74: Consideration regional policy meant a lot stand EC

<b>Information</b>	[Type= discrete] [Format=numeric] [Range= 1-9] [Missing=*]
<b>Statistics [NW/ W]</b>	[Valid=2309 /-] [Invalid=353 /-]
<b>Literal question</b>	Would you say that the consideration of regional policy and regional development has meant a lot, some or little for your stand in the EC issue?
<b>Concepts</b>	Policy, Political participation, Political interest, Political awareness

Value	Label	Cases	Percentage
1	A lot	413	17.9%
2	Some	643	27.8%
3	Little	974	42.2%
9	Don't know	279	12.1%
Sysmiss		353	

Warning: these figures indicate the number of cases found in the data file. They cannot be interpreted as summary statistics of the population of interest.

### # v75: EC membership and unemployment

<b>Information</b>	[Type= discrete] [Format=numeric] [Range= 1-9] [Missing=*]
<b>Statistics [NW/ W]</b>	[Valid=2310 /-] [Invalid=352 /-]
<b>Pre-question</b>	Unemployment and labour market.
<b>Literal question</b>	The question of unemployment in this country has been brought up in the discussion of Norwegian membership in the EC. Do you think that Norwegian membership in the EC will lead to greater unemployment than if we do not become a member? Do you think there will be less unemployment or do you think that membership in the EC will mean little for the development of unemployment?
<b>Concepts</b>	Policy, Political participation, Political interest, Political awareness

Value	Label	Cases	Percentage
1	Greater	625	27.1%
2	Less	511	22.1%
3	Means little	888	38.4%
9	Don't know	286	12.4%
Sysmiss		352	

Warning: these figures indicate the number of cases found in the data file. They cannot be interpreted as summary statistics of the population of interest.

### # v77: EC membership and number of foreign workers

<b>Information</b>	[Type= discrete] [Format=numeric] [Range= 1-9] [Missing=*]
<b>Statistics [NW/ W]</b>	[Valid=2312 /-] [Invalid=350 /-]
<b>Literal question</b>	If Norway becomes a member of the EC, do you think that a considerable amount of foreigners will look for work in Norway, more than if we hadn't become a member, or do you think that membership will mean little for how many foreigners will look for work.

**File : NSD0057****# v77: EC membership and number of foreign workers**

<b>Concepts</b>	Policy, Political participation, Political interest, Political awareness
-----------------	--

Value	Label	Cases	Percentage
1	More	1280	55.4%
2	Without importance	876	37.9%
9	Don't know	156	6.7%
Sysmiss		350	

*Warning: these figures indicate the number of cases found in the data file. They cannot be interpreted as summary statistics of the population of interest.*

**# v76: EC membership and opportunity for work in own district**

<b>Information</b>	[Type= discrete] [Format=numeric] [Range= 1-9] [Missing=*]
--------------------	--

<b>Statistics [NW/ W]</b>	[Valid=2311 /-] [Invalid=351 /-]
---------------------------	----------------------------------

<b>Literal question</b>	Do you think people's opportunities to get work here in the district will be bigger, less or unaffected by Norwegian membership in the EC?
-------------------------	--

<b>Concepts</b>	Policy, Political participation, Political interest, Political awareness
-----------------	--

Value	Label	Cases	Percentage
1	Bigger	351	15.2%
2	Less	347	15.0%
3	Unaffected	1293	55.9%
9	Don't know	320	13.8%
Sysmiss		351	

*Warning: these figures indicate the number of cases found in the data file. They cannot be interpreted as summary statistics of the population of interest.*










<b># v78: Advantage with more foreign workers?</b>			
<b>Information</b>	[Type= discrete] [Format=numeric] [Range= 1-9] [Missing=*]		
<b>Statistics [NW/ W]</b>	[Valid=1295 /-] [Invalid=1367 /-]		
<b>Pre-question</b>	The question is asked to those who believe more foreigners will seek work in Norway.		
<b>Literal question</b>	How desirable do you think such a development will be? Would you say very desirable, somewhat desirable or not desirable?		
<b>Concepts</b>	Policy, Political participation, Political interest, Political awareness		
<b>Value</b>	<b>Label</b>	<b>Cases</b>	<b>Percentage</b>
1	Very	9	0.7%
2	Somewhat	123	9.5%
3	Not	1133	87.5%
9	Don't know	30	2.3%
Sysmiss		1367	
<i>Warning: these figures indicate the number of cases found in the data file. They cannot be interpreted as summary statistics of the population of interest.</i>			
<b># v79: Economic growth and membership - interest</b>			
<b>Information</b>	[Type= discrete] [Format=numeric] [Range= 1-9] [Missing=*]		
<b>Statistics [NW/ W]</b>	[Valid=2305 /-] [Invalid=357 /-]		
<b>Pre-question</b>	Economic growth, nature and environmental protection.		
<b>Literal question</b>	In the public debate, the opportunities for economic growth here in the country through membership or no membership in the EC have been discussed. Is this a question that has interested you a lot, somewhat or just a little?		
<b>Concepts</b>	Policy, Political participation, Political interest, Political awareness		
<b>Value</b>	<b>Label</b>	<b>Cases</b>	<b>Percentage</b>
1	A lot	571	24.8%
2	Somewhat	776	33.7%
3	Little	881	38.2%
9	Don't know	77	3.3%
Sysmiss		357	
<i>Warning: these figures indicate the number of cases found in the data file. They cannot be interpreted as summary statistics of the population of interest.</i>			
<b># v80: Growth rate and EC membership</b>			
<b>Information</b>	[Type= discrete] [Format=numeric] [Range= 1-9] [Missing=*]		
<b>Statistics [NW/ W]</b>	[Valid=2311 /-] [Invalid=351 /-]		
<b>Literal question</b>	Do you think the economic growth here in the country will be significantly bigger if we become a member of the EC than if we don't become a member, do you think it will be significantly less, or do you think membership will mean little for the economic growth here in the country?		
<b>Concepts</b>	Policy, Political participation, Political interest, Political awareness		
<b>Value</b>	<b>Label</b>	<b>Cases</b>	<b>Percentage</b>
1	Greater growth in the EC	909	39.3%
2	Less growth in the EC	343	14.8%
3	The same	697	30.2%
9	Don't know	362	15.7%
Sysmiss		351	
<i>Warning: these figures indicate the number of cases found in the data file. They cannot be interpreted as summary statistics of the population of interest.</i>			
<b># v81: EC membership - economic necessity?</b>			
<b>Information</b>	[Type= discrete] [Format=numeric] [Range= 1-9] [Missing=*]		
<b>Statistics [NW/ W]</b>	[Valid=907 /-] [Invalid=1755 /-]		

<b># v81: EC membership - economic necessity?</b>			
<b>Pre-question</b>	The question is asked to those who believe growth will be greater within the EC.		
<b>Literal question</b>	Would you say that the difference in economic growth is so great that we can not afford to stand outside of the EC, or would you say that the difference is not too great, and that we can manage well financially also if we stand outside the EC?		
<b>Concepts</b>	Policy, Political participation, Political interest, Political awareness		
<b>Value</b>	<b>Label</b>	<b>Cases</b>	<b>Percentage</b>
1	Yes	588	64.8%
2	No	255	28.1%
9	Don't know	64	7.1%
Sysmiss		1755	
<i>Warning: these figures indicate the number of cases found in the data file. They cannot be interpreted as summary statistics of the population of interest.</i>			
<b># v82: EC membership - pollution of nature - interest</b>			
<b>Information</b>	[Type= discrete] [Format=numeric] [Range= 1-3] [Missing=*]		
<b>Statistics [NW/ W]</b>	[Valid=2311 /-] [Invalid=351 /-]		
<b>Literal question</b>	Some claim that Norwegian membership will make it easier for us to fight pollution of nature, others claim it will make it more difficult. Is this a question that has interested you a lot, somewhat or just a little?		
<b>Concepts</b>	Policy, Political participation, Political interest, Political awareness		
<b>Value</b>	<b>Label</b>	<b>Cases</b>	<b>Percentage</b>
1	A lot	705	30.5%
2	Somewhat	801	34.7%
3	A little	805	34.8%
9	Don't know	0	
Sysmiss		351	
<i>Warning: these figures indicate the number of cases found in the data file. They cannot be interpreted as summary statistics of the population of interest.</i>			
<b># v83: EC membership and fighting pollution of nature</b>			
<b>Information</b>	[Type= discrete] [Format=numeric] [Range= 1-9] [Missing=*]		
<b>Statistics [NW/ W]</b>	[Valid=2309 /-] [Invalid=353 /-]		
<b>Literal question</b>	Do you think that membership in the EC will make it easier or harder or would have little to say for the work on fighting pollution in Norway?		
<b>Concepts</b>	Policy, Political participation, Political interest, Political awareness		
<b>Value</b>	<b>Label</b>	<b>Cases</b>	<b>Percentage</b>
1	Easier	850	36.8%
2	Harder	341	14.8%
3	Have little to say	841	36.4%
9	Don't know	277	12.0%
Sysmiss		353	
<i>Warning: these figures indicate the number of cases found in the data file. They cannot be interpreted as summary statistics of the population of interest.</i>			
<b># v84: Stand relation economic growth and nature</b>			
<b>Information</b>	[Type= discrete] [Format=numeric] [Range= 1-2] [Missing=*]		
<b>Statistics [NW/ W]</b>	[Valid=2309 /-] [Invalid=353 /-]		
<b>Literal question</b>	Some see a contradiction between the consideration of economic growth and the conservation of nature. Is this a question you have tried to form an opinion about?		
<b>Concepts</b>	Policy, Political participation, Political interest, Political awareness		
<b>Value</b>	<b>Label</b>	<b>Cases</b>	<b>Percentage</b>
1	Yes	948	41.1%



<b># v84: Stand relation economic growth and nature</b>			
Value	Label	Cases	Percentage
2	No	1361	58.9%
9	Don't know	0	
Sysmiss		353	
<i>Warning: these figures indicate the number of cases found in the data file. They cannot be interpreted as summary statistics of the population of interest.</i>			
<b># v85: Is priority given to economic growth rather than nature</b>			
<b>Information</b>	[Type= discrete] [Format=numeric] [Range= 1-9] [Missing=*]		
<b>Statistics [NW/ W]</b>	[Valid=945 /-] [Invalid=1717 /-]		
<b>Pre-question</b>	The question is only asked to people who answered yes to question 50.		
<b>Literal question</b>	Today, is there put too much emphasis on economic growth being damaging to environmental protection, too much emphasis on environmental protection being damaging to economic growth, or is the relationship between these to considerations good as it is?		
<b>Concepts</b>	Policy, Political participation, Political interest, Political awareness		
Value	Label	Cases	Percentage
1	Overestimate economic growth	636	67.3%
2	Overestimate environmental protection	46	4.9%
3	Good as it is	215	22.8%
9	Don't know	48	5.1%
Sysmiss		1717	
<i>Warning: these figures indicate the number of cases found in the data file. They cannot be interpreted as summary statistics of the population of interest.</i>			
<b># v86: EC and possibilities for peaceful development in Western Europe.</b>			
<b>Information</b>	[Type= discrete] [Format=numeric] [Range= 1-9] [Missing=*]		
<b>Statistics [NW/ W]</b>	[Valid=2303 /-] [Invalid=359 /-]		
<b>Literal question</b>	In the debate about the EC, the question of a peaceful development in Europe has emerged. If we first look at Western Europe: Do you think that the EC will increase or decrease the potential for a peaceful development in Western Europe within this context?		
<b>Concepts</b>	Policy, Political participation, Political interest, Political awareness		
Value	Label	Cases	Percentage
1	The potential increases	1146	49.8%
2	The potential decreases	166	7.2%
3	No significance	664	28.8%
9	Don't know	327	14.2%
Sysmiss		359	
<i>Warning: these figures indicate the number of cases found in the data file. They cannot be interpreted as summary statistics of the population of interest.</i>			
<b># v87: EC and possibilities for peaceful development between W-E Europe</b>			
<b>Information</b>	[Type= discrete] [Format=numeric] [Range= 1-9] [Missing=*]		
<b>Statistics [NW/ W]</b>	[Valid=2309 /-] [Invalid=353 /-]		
<b>Literal question</b>	If we look at the relationship between Eastern and Western Europe: Do you think the EC will increase the potential for a peaceful development in the relationship between Eastern and Western Europe, decrease or that the EC doesn't have any significance in this matter?		
<b>Concepts</b>	Policy, Political participation, Political interest, Political awareness		
Value	Label	Cases	Percentage
1	The potential increases	739	32.0%
2	The potential decreases	300	13.0%
3	No significance	761	33.0%

<b># v87: EC and possibilities for peaceful development between W-E Europe</b>			
<b>Value</b>	<b>Label</b>	<b>Cases</b>	<b>Percentage</b>
9	Don't know	509	22.0%
Sysmiss		353	
<i>Warning: these figures indicate the number of cases found in the data file. They cannot be interpreted as summary statistics of the population of interest.</i>			
<b># v88: EC and developing countries - interested?</b>			
<b>Information</b>	[Type= discrete] [Format=numeric] [Range= 1-2] [Missing=*]		
<b>Statistics [NW/ W]</b>	[Valid=2309 /-] [Invalid=353 /-]		
<b>Literal question</b>	In the discussion about the EC, the EC's relationship to poor countries, also called developing countries, has been discussed. Has this question interested you?		
<b>Concepts</b>	Policy, Political participation, Political interest, Political awareness		
<b>Value</b>	<b>Label</b>	<b>Cases</b>	<b>Percentage</b>
1	Yes	993	43.0%
2	No	1316	57.0%
9	Don't know	0	
Sysmiss		353	
<i>Warning: these figures indicate the number of cases found in the data file. They cannot be interpreted as summary statistics of the population of interest.</i>			
<b># v89: EC policies - good for developing countries?</b>			
<b>Information</b>	[Type= discrete] [Format=numeric] [Range= 1-9] [Missing=*]		
<b>Statistics [NW/ W]</b>	[Valid=2320 /-] [Invalid=342 /-]		
<b>Pre-question</b>	The question is only asked to those who answered yes to question 54		
<b>Literal question</b>	Do you think the policy of the EC will make it easier or harder for the developing countries to improve their situations, or do you think the EC doesn't have any significance in this matter?		
<b>Concepts</b>	Policy, Political participation, Political interest, Political awareness		
<b>Value</b>	<b>Label</b>	<b>Cases</b>	<b>Percentage</b>
1	Easier	419	18.1%
2	Harder	208	9.0%
3	No significance	243	10.5%
4	Wasn't asked the question	1327	57.2%
9	Don't know	123	5.3%
Sysmiss		342	
<i>Warning: these figures indicate the number of cases found in the data file. They cannot be interpreted as summary statistics of the population of interest.</i>			
<b># v90: EC develop into a unified state?</b>			
<b>Information</b>	[Type= discrete] [Format=numeric] [Range= 1-9] [Missing=*]		
<b>Statistics [NW/ W]</b>	[Valid=2320 /-] [Invalid=342 /-]		
<b>Pre-question</b>	View on the unification of Western Europe		
<b>Literal question</b>	Do you think the EC will develop into one unified state, or do you think countries who are members of the EC also in the future, will continue as independent states?		
<b>Concepts</b>	Policy, Political participation, Political interest, Political awareness		
<b>Value</b>	<b>Label</b>	<b>Cases</b>	<b>Percentage</b>
1	Unified state	735	31.7%
2	Independent states	1187	51.2%
9	Don't know	398	17.2%
Sysmiss		342	
<i>Warning: these figures indicate the number of cases found in the data file. They cannot be interpreted as summary statistics of the population of interest.</i>			

<b># v91: Advantage with such a state formation in W. Europe</b>			
<b>Information</b>	[Type= discrete] [Format=numeric] [Range= 1-9] [Missing=*]		
<b>Statistics [NW/ W]</b>	[Valid=734 /-] [Invalid=1928 /-]		
<b>Pre-question</b>	The question is only asked to persons who think the EC will develop into one unified state.		
<b>Literal question</b>	Would you view it as an advantage or disadvantage if a formation of a unified nation were to occur in Western Europe?		
<b>Concepts</b>	Policy, Political participation, Political interest, Political awareness		
<b>Value</b>	<b>Label</b>	<b>Cases</b>	<b>Percentage</b>
1	Advantage	120	 16.3%
2	Disadvantage	541	 73.7%
9	Don't know	73	 9.9%
Sysmiss		1928	
<i>Warning: these figures indicate the number of cases found in the data file. They cannot be interpreted as summary statistics of the population of interest.</i>			
<b># v92: Advantage EC develop into one state?</b>			
<b>Information</b>	[Type= discrete] [Format=numeric] [Range= 1-9] [Missing=*]		
<b>Statistics [NW/ W]</b>	[Valid=1569 /-] [Invalid=1093 /-]		
<b>Pre-question</b>	The question is asked only to those who believe the EC will not develop into a unified state.		
<b>Literal question</b>	Would you view it as an advantage or disadvantage if the EC was to develop into a unified state?		
<b>Concepts</b>	Policy, Political participation, Political interest, Political awareness		
<b>Value</b>	<b>Label</b>	<b>Cases</b>	<b>Percentage</b>
1	Advantage	178	 11.3%
2	Disadvantage	1010	 64.4%
9	Don't know	381	 24.3%
Sysmiss		1093	
<i>Warning: these figures indicate the number of cases found in the data file. They cannot be interpreted as summary statistics of the population of interest.</i>			
<b># v93: If EC become superpower, should Norway become member</b>			
<b>Information</b>	[Type= discrete] [Format=numeric] [Range= 1-9] [Missing=*]		
<b>Statistics [NW/ W]</b>	[Valid=2308 /-] [Invalid=354 /-]		
<b>Literal question</b>	If this state formation was to develop into a military and economic superpower, like for example the US and the Soviet Union, would you view it as desirable or undesirable that Norway was part of this state?		
<b>Concepts</b>	Policy, Political participation, Political interest, Political awareness		
<b>Value</b>	<b>Label</b>	<b>Cases</b>	<b>Percentage</b>
1	Desirable	436	 18.9%
2	Undesirable	1538	 66.6%
9	Don't know	334	 14.5%
Sysmiss		354	
<i>Warning: these figures indicate the number of cases found in the data file. They cannot be interpreted as summary statistics of the population of interest.</i>			
<b># v94: Will Norwegian interests be considered</b>			
<b>Information</b>	[Type= discrete] [Format=numeric] [Range= 1-9] [Missing=*]		
<b>Statistics [NW/ W]</b>	[Valid=2312 /-] [Invalid=350 /-]		
<b>Literal question</b>	If we become members of the EC and a decision has to be made regarding an issue that is very controversial and which means a lot to Norway, do you think the other countries in the EC will take a lot of, some or just a little consideration to Norwegian interests, or haven't you formed an opinion on this issue?		
<b>Concepts</b>	Policy, Political participation, Political interest, Political awareness		

### # v94: Will Norwegian interests be considered

Value	Label	Cases	Percentage
1	A lot	297	12.8%
2	Some	769	33.3%
3	Little	901	39.0%
9	Don't know	345	14.9%
Sysmiss		350	

*Warning: these figures indicate the number of cases found in the data file. They cannot be interpreted as summary statistics of the population of interest.*

### # v95: For-against NATO

<b>Information</b>	[Type= discrete] [Format=numeric] [Range= 1-9] [Missing=*]
<b>Statistics [NW/ W]</b>	[Valid=2309 /-] [Invalid=353 /-]
<b>Literal question</b>	We would like to hear your opinion on Norway's relationship with NATO. Do you think we should continue being members of NATO, do you think that this membership should be terminated or is this an issue you haven't formed an opinion about?
<b>Concepts</b>	Policy, Political participation, Political interest, Political awareness

Value	Label	Cases	Percentage
1	Stay a member of NATO	1461	63.3%
2	Terminate membership in NATO	212	9.2%
9	No opinion	636	27.5%
Sysmiss		353	

*Warning: these figures indicate the number of cases found in the data file. They cannot be interpreted as summary statistics of the population of interest.*

### # v96: Is the Norwegian negotiation result good?

<b>Information</b>	[Type= discrete] [Format=numeric] [Range= 1-9] [Missing=*]
<b>Statistics [NW/ W]</b>	[Valid=2308 /-] [Invalid=354 /-]
<b>Literal question</b>	How do you fully assess the results of the negotiations that Norway achieved with the EC? Do you think the results of the negotiations are very satisfactory, quite satisfactory or do you think that they are a little or not satisfactory at all?
<b>Concepts</b>	Policy, Political participation, Political interest, Political awareness

Value	Label	Cases	Percentage
1	Very satisfactory	251	10.9%
2	Quite satisfactory	899	39.0%
3	Little or not at all satisfactory	684	29.6%
9	Don't know	474	20.5%
Sysmiss		354	

*Warning: these figures indicate the number of cases found in the data file. They cannot be interpreted as summary statistics of the population of interest.*

### # v97: Is the fishery agreement good?

<b>Information</b>	[Type= discrete] [Format=numeric] [Range= 1-9] [Missing=*]
<b>Statistics [NW/ W]</b>	[Valid=2307 /-] [Invalid=355 /-]
<b>Literal question</b>	In the debate about Norwegian membership in the EC, the issue regarding the position of the fisheries have been brought up several times. In your opinion, have the achieved results of the negotiation for the Norwegian fisheries, been very satisfactory, quite satisfactory or do you think they have been a little or not satisfactory at all?
<b>Concepts</b>	Policy, Political participation, Political interest, Political awareness

Value	Label	Cases	Percentage
1	Very satisfactory	151	6.5%
2	Quite satisfactory	680	29.5%
3	Little or not at all satisfactory	977	42.3%
9	Don't know	499	21.6%

<b># v97: Is the fishery agreement good?</b>			
<b>Value</b>	<b>Label</b>	<b>Cases</b>	<b>Percentage</b>
Sysmiss		355	
<i>Warning: these figures indicate the number of cases found in the data file. They cannot be interpreted as summary statistics of the population of interest.</i>			
<b># v98: Is the agricultural agreement good?</b>			
<b>Information</b>	[Type= discrete] [Format=numeric] [Range= 1-9] [Missing=*]		
<b>Statistics [NW/ W]</b>	[Valid=2312 /-] [Invalid=350 /-]		
<b>Literal question</b>	In the debate, the question of the position of agriculture has also been brought up several times. In your opinion, have Norway's achieved negotiation results for Norwegian agriculture been very satisfactory, quite satisfactory or little or not satisfactory at all?		
<b>Concepts</b>	Policy, Political participation, Political interest, Political awareness		
<b>Value</b>	<b>Label</b>	<b>Cases</b>	<b>Percentage</b>
1	Very satisfactory	214	9.3%
2	Quite satisfactory	694	30.0%
3	Little or not at all satisfactory	893	38.6%
9	Don't know	511	22.1%
Sysmiss		350	
<i>Warning: these figures indicate the number of cases found in the data file. They cannot be interpreted as summary statistics of the population of interest.</i>			
<b># v99: Has the negotiation result affected own stand</b>			
<b>Information</b>	[Type= discrete] [Format=numeric] [Range= 1-9] [Missing=*]		
<b>Statistics [NW/ W]</b>	[Valid=2296 /-] [Invalid=366 /-]		
<b>Literal question</b>	Has your opinion on the negotiation results had a lot of, some or just a little significance for your stand on the EC issue?		
<b>Concepts</b>	Policy, Political participation, Political interest, Political awareness		
<b>Value</b>	<b>Label</b>	<b>Cases</b>	<b>Percentage</b>
1	A lot of significance	580	25.3%
2	Some significance	729	31.8%
3	Little significance	809	35.2%
9	Don't know	178	7.8%
Sysmiss		366	
<i>Warning: these figures indicate the number of cases found in the data file. They cannot be interpreted as summary statistics of the population of interest.</i>			
<b># v100: EC membership and own economic position</b>			
<b>Information</b>	[Type= discrete] [Format=numeric] [Range= 1-9] [Missing=*]		
<b>Statistics [NW/ W]</b>	[Valid=2309 /-] [Invalid=353 /-]		
<b>Pre-question</b>	Economic situation, interest among family and friends.		
<b>Literal question</b>	If we become a member of the EC: Do you think your economic situation will be significantly improved or significantly worsened if we don't become a member of the EC, or do you think your economic situation won't be particularly affected?		
<b>Concepts</b>	Policy, Political participation, Political interest, Political awareness		
<b>Value</b>	<b>Label</b>	<b>Cases</b>	<b>Percentage</b>
1	Significantly improved	157	6.8%
2	Significantly worsened	325	14.1%
3	Unaffected	1623	70.3%
9	Don't know	204	8.8%
Sysmiss		353	
<i>Warning: these figures indicate the number of cases found in the data file. They cannot be interpreted as summary statistics of the population of interest.</i>			

<b># v101: Number of household memberships above the age of 15</b>			
<b>Information</b>	[Type= discrete] [Format=numeric] [Range= 1-4] [Missing=*]		
<b>Statistics [NW/ W]</b>	[Valid=2314 /-] [Invalid=348 /-]		
<b>Literal question</b>	How many persons above the age of 15, including yourself, are there in your household?		
<b>Concepts</b>	Households, Adults		
<b>Value</b>	<b>Label</b>	<b>Cases</b>	<b>Percentage</b>
1	Only the respondent	259	11.2%
2	2	1256	54.3%
3	3	482	20.8%
4	4 or more	317	13.7%
Sysmiss		348	
<i>Warning: these figures indicate the number of cases found in the data file. They cannot be interpreted as summary statistics of the population of interest.</i>			
<b># v102: Household members' stand on EC</b>			
<b>Information</b>	[Type= discrete] [Format=numeric] [Range= 1-9] [Missing=*]		
<b>Statistics [NW/ W]</b>	[Valid=2308 /-] [Invalid=354 /-]		
<b>Literal question</b>	Are the other members in your household for membership or are they against membership or are some for and others against?		
<b>Concepts</b>	Policy, Political participation, Political interest, Political awareness		
<b>Value</b>	<b>Label</b>	<b>Cases</b>	<b>Percentage</b>
1	Everybody for	657	28.5%
2	Everybody against	807	35.0%
3	Some for, some against	165	7.1%
4	For/against/Haven't taken a stand	24	1.0%
5	For/Haven't taken a stand	48	2.1%
6	Against/Haven't taken a stand	46	2.0%
7	Haven't taken a stand	131	5.7%
8	1-person household	259	11.2%
9	Don't know	171	7.4%
Sysmiss		354	
<i>Warning: these figures indicate the number of cases found in the data file. They cannot be interpreted as summary statistics of the population of interest.</i>			
<b># v103: Frequency of EC conversations with family and friends</b>			
<b>Information</b>	[Type= discrete] [Format=numeric] [Range= 1-9] [Missing=*]		
<b>Statistics [NW/ W]</b>	[Valid=2313 /-] [Invalid=349 /-]		
<b>Literal question</b>	How often would you say that you have spoken with others in the family or with friends and acquaintances about the EC issue? Would you say very often, quite often, quite rare or very rare?		
<b>Concepts</b>	Policy, Political participation, Political interest, Political awareness		
<b>Value</b>	<b>Label</b>	<b>Cases</b>	<b>Percentage</b>
1	Very often	561	24.3%
2	Quite often	840	36.3%
3	Quite rare	453	19.6%
4	Very rare	445	19.2%
9	Don't know	14	0.6%
Sysmiss		349	
<i>Warning: these figures indicate the number of cases found in the data file. They cannot be interpreted as summary statistics of the population of interest.</i>			

<b># v104: Conversations' significance for EC stand</b>			
<b>Information</b>	[Type= discrete] [Format=numeric] [Range= 1-9] [Missing=*]		
<b>Statistics [NW/ W]</b>	[Valid=2305 /-] [Invalid=357 /-]		
<b>Literal question</b>	Would you say that such conversations has had a lot of significance, some or just a little significance for your own stand on the EC issue?		
<b>Concepts</b>	Policy, Political participation, Political interest, Political awareness		
<b>Value</b>	<b>Label</b>	<b>Cases</b>	<b>Percentage</b>
1	A lot of significance	367	15.9%
2	Some significance	559	24.3%
3	Little significance	1337	58.0%
9	Don't know	42	1.8%
Sysmiss		357	
<i>Warning: these figures indicate the number of cases found in the data file. They cannot be interpreted as summary statistics of the population of interest.</i>			
<b># v105: Attempts to persuade others</b>			
<b>Information</b>	[Type= discrete] [Format=numeric] [Range= 1-9] [Missing=*]		
<b>Statistics [NW/ W]</b>	[Valid=2303 /-] [Invalid=359 /-]		
<b>Literal question</b>	When you have talked about the EC issue with other people who don't have the same opinion as yourself, would you say that you often, sometimes or rarely or never have tried to persuade the other person into changing their opinion?		
<b>Concepts</b>	Policy, Political awareness, Political interest, Political participation, Public political influence		
<b>Value</b>	<b>Label</b>	<b>Cases</b>	<b>Percentage</b>
1	Often	180	7.8%
2	Sometimes	439	19.1%
3	Rarely/Never	1630	70.8%
9	Don't know	54	2.3%
Sysmiss		359	
<i>Warning: these figures indicate the number of cases found in the data file. They cannot be interpreted as summary statistics of the population of interest.</i>			
<b># v106: Belgium - member of the EC?</b>			
<b>Information</b>	[Type= discrete] [Format=numeric] [Range= 1-9] [Missing=*]		
<b>Statistics [NW/ W]</b>	[Valid=2161 /-] [Invalid=501 /-]		
<b>Literal question</b>	Of the countries written on the card, can you remember which have been members of the EC from the beginning... ... A. Belgium		
<b>Concepts</b>	Policy, Political participation, Political interest, Political awareness		
<b>Value</b>	<b>Label</b>	<b>Cases</b>	<b>Percentage</b>
1	Correct	1175	54.4%
2	Mentioned	647	29.9%
3	Not mentioned	338	15.6%
9	Don't know	1	0.0%
Sysmiss		501	
<i>Warning: these figures indicate the number of cases found in the data file. They cannot be interpreted as summary statistics of the population of interest.</i>			
<b># v107: Denmark - member of the EC?</b>			
<b>Information</b>	[Type= discrete] [Format=numeric] [Range= 2-3] [Missing=*]		
<b>Statistics [NW/ W]</b>	[Valid=984 /-] [Invalid=1678 /-]		
<b>Literal question</b>	Of the countries written on the card, can you remember which have been members of the EC from the beginning... ... B. Denmark		

**# v107: Denmark - member of the EC?**

<b>Concepts</b>	Policy, Political participation, Political interest, Political awareness
-----------------	--

Value	Label	Cases	Percentage
1	Correct	0	
2	Mentioned	29	2.9%
3	Not mentioned	955	97.1%
9	Don't know	0	
Sysmiss		1678	

*Warning: these figures indicate the number of cases found in the data file. They cannot be interpreted as summary statistics of the population of interest.*

**# v108: Finland - member of the EC?**

<b>Information</b>	[Type= discrete] [Format=numeric] [Range= 2-3] [Missing=*]
--------------------	--

<b>Statistics [NW/ W]</b>	[Valid=984 /-] [Invalid=1678 /-]
---------------------------	----------------------------------

<b>Literal question</b>	Of the countries written on the card, can you remember which have been members of the EC from the beginning... ... C. Finland
-------------------------	--

<b>Concepts</b>	Policy, Political participation, Political interest, Political awareness
-----------------	--

Value	Label	Cases	Percentage
1	Correct	0	
2	Mentioned	20	2.0%
3	Not mentioned	964	98.0%
9	Don't know	0	
Sysmiss		1678	

*Warning: these figures indicate the number of cases found in the data file. They cannot be interpreted as summary statistics of the population of interest.*

**# v109: France - member of the EC?**

<b>Information</b>	[Type= discrete] [Format=numeric] [Range= 2-3] [Missing=*]
--------------------	--

<b>Statistics [NW/ W]</b>	[Valid=984 /-] [Invalid=1678 /-]
---------------------------	----------------------------------

<b>Literal question</b>	Of the countries written on the card, can you remember which have been members of the EC from the beginning... ... D. France
-------------------------	---

<b>Concepts</b>	Policy, Political participation, Political interest, Political awareness
-----------------	--

Value	Label	Cases	Percentage
1	Correct	0	
2	Mentioned	819	83.2%
3	Not mentioned	165	16.8%
9	Don't know	0	
Sysmiss		1678	

*Warning: these figures indicate the number of cases found in the data file. They cannot be interpreted as summary statistics of the population of interest.*

**# v110: Ireland - member of the EC?**

<b>Information</b>	[Type= discrete] [Format=numeric] [Range= 2-3] [Missing=*]
--------------------	--

<b>Statistics [NW/ W]</b>	[Valid=984 /-] [Invalid=1678 /-]
---------------------------	----------------------------------

<b>Literal question</b>	Of the countries written on the card, can you remember which have been members of the EC from the beginning... ... E. Ireland
-------------------------	--

<b>Concepts</b>	Policy, Political participation, Political interest, Political awareness
-----------------	--

Value	Label	Cases	Percentage
1	Correct	0	



**# v110: Ireland - member of the EC?**

Value	Label	Cases	Percentage
2	Mentioned	63	6.4%
3	Not mentioned	921	93.6%
9	Don't know	0	
Sysmiss		1678	

Warning: these figures indicate the number of cases found in the data file. They cannot be interpreted as summary statistics of the population of interest.

**# v111: Italy - member of the EC?**

<b>Information</b>	[Type= discrete] [Format=numeric] [Range= 2-3] [Missing=*]
<b>Statistics [NW/ W]</b>	[Valid=984 /-] [Invalid=1678 /-]
<b>Literal question</b>	Of the countries written on the card, can you remember which have been members of the EC from the beginning... ... F. Italy
<b>Concepts</b>	Policy, Political participation, Political interest, Political awareness

Value	Label	Cases	Percentage
1	Correct	0	
2	Mentioned	500	50.8%
3	Not mentioned	484	49.2%
9	Don't know	0	
Sysmiss		1678	

Warning: these figures indicate the number of cases found in the data file. They cannot be interpreted as summary statistics of the population of interest.

**# v112: Yugoslavia - member of the EC?**

<b>Information</b>	[Type= discrete] [Format=numeric] [Range= 2-3] [Missing=*]
<b>Statistics [NW/ W]</b>	[Valid=984 /-] [Invalid=1678 /-]
<b>Literal question</b>	Of the countries written on the card, can you remember which have been members of the EC from the beginning... ... G. Yugoslavia
<b>Concepts</b>	Policy, Political participation, Political interest, Political awareness

Value	Label	Cases	Percentage
1	Correct	0	
2	Mentioned	68	6.9%
3	Not mentioned	916	93.1%
9	Don't know	0	
Sysmiss		1678	

Warning: these figures indicate the number of cases found in the data file. They cannot be interpreted as summary statistics of the population of interest.

**# v113: Luxembourg - member of the EC?**

<b>Information</b>	[Type= discrete] [Format=numeric] [Range= 2-3] [Missing=*]
<b>Statistics [NW/ W]</b>	[Valid=984 /-] [Invalid=1678 /-]
<b>Literal question</b>	Of the countries written on the card, can you remember which have been members of the EC from the beginning... ... H. Luxembourg
<b>Concepts</b>	Policy, Political participation, Political interest, Political awareness

Value	Label	Cases	Percentage
1	Correct	0	
2	Mentioned	451	45.8%
3	Not mentioned	533	54.2%

<b># v113: Luxembourg - member of the EC?</b>			
<b>Value</b>	<b>Label</b>	<b>Cases</b>	<b>Percentage</b>
9	Don't know	0	
Sysmiss		1678	
<i>Warning: these figures indicate the number of cases found in the data file. They cannot be interpreted as summary statistics of the population of interest.</i>			
<b># v114: The Netherlands - member of the EC?</b>			
<b>Information</b>	[Type= discrete] [Format=numeric] [Range= 2-3] [Missing=*]		
<b>Statistics [NW/ W]</b>	[Valid=984 /-] [Invalid=1678 /-]		
<b>Literal question</b>	Of the countries written on the card, can you remember which have been members of the EC from the beginning... ... I. The Netherlands		
<b>Concepts</b>	Policy, Political participation, Political interest, Political awareness		
<b>Value</b>	<b>Label</b>	<b>Cases</b>	<b>Percentage</b>
1	Correct	0	
2	Mentioned	585	59.5%
3	Not mentioned	399	40.5%
9	Don't know	0	
Sysmiss		1678	
<i>Warning: these figures indicate the number of cases found in the data file. They cannot be interpreted as summary statistics of the population of interest.</i>			
<b># v115: Poland - member of the EC?</b>			
<b>Information</b>	[Type= discrete] [Format=numeric] [Range= 2-3] [Missing=*]		
<b>Statistics [NW/ W]</b>	[Valid=984 /-] [Invalid=1678 /-]		
<b>Literal question</b>	Of the countries written on the card, can you remember which have been members of the EC from the beginning... ... J. Poland		
<b>Concepts</b>	Policy, Political participation, Political interest, Political awareness		
<b>Value</b>	<b>Label</b>	<b>Cases</b>	<b>Percentage</b>
1	Correct	0	
2	Mentioned	44	4.5%
3	Not mentioned	940	95.5%
9	Don't know	0	
Sysmiss		1678	
<i>Warning: these figures indicate the number of cases found in the data file. They cannot be interpreted as summary statistics of the population of interest.</i>			
<b># v116: Spain - member of the EC?</b>			
<b>Information</b>	[Type= discrete] [Format=numeric] [Range= 2-3] [Missing=*]		
<b>Statistics [NW/ W]</b>	[Valid=984 /-] [Invalid=1678 /-]		
<b>Literal question</b>	Of the countries written on the card, can you remember which have been members of the EC from the beginning... ... K. Spain		
<b>Concepts</b>	Policy, Political participation, Political interest, Political awareness		
<b>Value</b>	<b>Label</b>	<b>Cases</b>	<b>Percentage</b>
1	Correct	0	
2	Mentioned	83	8.4%
3	Not mentioned	901	91.6%
9	Don't know	0	
Sysmiss		1678	

**# v116: Spain - member of the EC?**

*Warning: these figures indicate the number of cases found in the data file. They cannot be interpreted as summary statistics of the population of interest.*

**# v117: Great Britain - member of the EC?**

**Information** [Type= discrete] [Format=numeric] [Range= 2-3] [Missing=\*]

**Statistics [NW/ W]** [Valid=984 /-] [Invalid=1678 /-]

**Literal question** Of the countries written on the card, can you remember which have been members of the EC from the beginning...  
... L. Great Britain

**Concepts** Policy, Political participation, Political interest, Political awareness

Value	Label	Cases	Percentage
1	Correct	0	
2	Mentioned	106	10.8%
3	Not mentioned	878	89.2%
9	Don't know	0	
Sysmiss		1678	

*Warning: these figures indicate the number of cases found in the data file. They cannot be interpreted as summary statistics of the population of interest.*

**# v118: Switzerland - member of the EC?**

**Information** [Type= discrete] [Format=numeric] [Range= 2-3] [Missing=\*]

**Statistics [NW/ W]** [Valid=984 /-] [Invalid=1678 /-]

**Literal question** Of the countries written on the card, can you remember which have been members of the EC from the beginning...  
... M. Switzerland

**Concepts** Policy, Political participation, Political interest, Political awareness

Value	Label	Cases	Percentage
1	Correct	0	
2	Mentioned	150	15.2%
3	Not mentioned	834	84.8%
9	Don't know	0	
Sysmiss		1678	

*Warning: these figures indicate the number of cases found in the data file. They cannot be interpreted as summary statistics of the population of interest.*

**# v119: Sweden - member of the EC?**

**Information** [Type= discrete] [Format=numeric] [Range= 2-3] [Missing=\*]

**Statistics [NW/ W]** [Valid=984 /-] [Invalid=1678 /-]

**Literal question** Of the countries written on the card, can you remember which have been members of the EC from the beginning...  
... N. Sweden

**Concepts** Policy, Political participation, Political interest, Political awareness







Value	Label	Cases	Percentage
1	Correct	0	
2	Mentioned	21	2.1%
3	Not mentioned	963	97.9%
9	Don't know	0	
Sysmiss		1678	

*Warning: these figures indicate the number of cases found in the data file. They cannot be interpreted as summary statistics of the population of interest.*

**# v120: Czechoslovakia - member of the EC?**

**Information** [Type= discrete] [Format=numeric] [Range= 2-3] [Missing=\*]

<b># v120: Czechoslovakia - member of the EC?</b>			
<b>Statistics [NW/ W]</b>	[Valid=984 /-] [Invalid=1678 /-]		
<b>Literal question</b>	Of the countries written on the card, can you remember which have been members of the EC from the beginning... ... O. Czechoslovakia		
<b>Concepts</b>	Policy, Political participation, Political interest, Political awareness		
<b>Value</b>	<b>Label</b>	<b>Cases</b>	<b>Percentage</b>
1	Correct	0	
2	Mentioned	42	4.3%
3	Not mentioned	942	95.7%
9	Don't know	0	
Sysmiss		1678	
<i>Warning: these figures indicate the number of cases found in the data file. They cannot be interpreted as summary statistics of the population of interest.</i>			
<b># v121: West Germany - member of the EC?</b>			
<b>Information</b>	[Type= discrete] [Format=numeric] [Range= 2-3] [Missing=*]		
<b>Statistics [NW/ W]</b>	[Valid=984 /-] [Invalid=1678 /-]		
<b>Literal question</b>	Of the countries written on the card, can you remember which have been members of the EC from the beginning... ... P. West Germany		
<b>Concepts</b>	Policy, Political participation, Political interest, Political awareness		
<b>Value</b>	<b>Label</b>	<b>Cases</b>	<b>Percentage</b>
1	Correct	0	
2	Mentioned	771	78.4%
3	Not mentioned	213	21.6%
9	Don't know	0	
Sysmiss		1678	
<i>Warning: these figures indicate the number of cases found in the data file. They cannot be interpreted as summary statistics of the population of interest.</i>			
<b># v122: Belgium - member of the EC?</b>			
<b>Information</b>	[Type= discrete] [Format=numeric] [Range= 1-9] [Missing=*]		
<b>Statistics [NW/ W]</b>	[Valid=2095 /-] [Invalid=567 /-]		
<b>Literal question</b>	Can you remember which of the countries at the turn of the year 1971/1972 ended negotiations for a membership in the EC... ... A. Belgium		
<b>Concepts</b>	Policy, Political participation, Political interest, Political awareness		
<b>Value</b>	<b>Label</b>	<b>Cases</b>	<b>Percentage</b>
1	Correct	1208	57.7%
2	Mentioned	21	1.0%
3	Not mentioned	865	41.3%
9	Don't know	1	0.0%
Sysmiss		567	
<i>Warning: these figures indicate the number of cases found in the data file. They cannot be interpreted as summary statistics of the population of interest.</i>			
<b># v123: Denmark - applicant country?</b>			
<b>Information</b>	[Type= discrete] [Format=numeric] [Range= 2-3] [Missing=*]		
<b>Statistics [NW/ W]</b>	[Valid=886 /-] [Invalid=1776 /-]		
<b>Literal question</b>	Can you remember which of the countries at the turn of the year 1971/1972 ended negotiations for a membership in the EC...		

<b># v123: Denmark - applicant country?</b>			
	... B. Denmark		
<b>Concepts</b>	Policy, Political participation, Political interest, Political awareness		
<b>Value</b>	<b>Label</b>	<b>Cases</b>	<b>Percentage</b>
1	Correct	0	
2	Mentioned	660	 74.5%
3	Not mentioned	226	 25.5%
9	Don't know	0	
Sysmiss		1776	
<i>Warning: these figures indicate the number of cases found in the data file. They cannot be interpreted as summary statistics of the population of interest.</i>			
<b># v124: Finland - applicant country?</b>			
<b>Information</b>	[Type= discrete] [Format=numeric] [Range= 2-3] [Missing=*]		
<b>Statistics [NW/ W]</b>	[Valid=886 /-] [Invalid=1776 /-]		
<b>Literal question</b>	Can you remember which of the countries at the turn of the year 1971/1972 ended negotiations for a membership in the EC... ... C. Finland		
<b>Concepts</b>	Policy, Political participation, Political interest, Political awareness		
<b>Value</b>	<b>Label</b>	<b>Cases</b>	<b>Percentage</b>
1	Correct	0	
2	Mentioned	109	 12.3%
3	Not mentioned	777	 87.7%
9	Don't know	0	
Sysmiss		1776	
<i>Warning: these figures indicate the number of cases found in the data file. They cannot be interpreted as summary statistics of the population of interest.</i>			
<b># v125: France - applicant country?</b>			
<b>Information</b>	[Type= discrete] [Format=numeric] [Range= 2-3] [Missing=*]		
<b>Statistics [NW/ W]</b>	[Valid=886 /-] [Invalid=1776 /-]		
<b>Literal question</b>	Can you remember which of the countries at the turn of the year 1971/1972 ended negotiations for a membership in the EC... ... D. France		
<b>Concepts</b>	Policy, Political participation, Political interest, Political awareness		
<b>Value</b>	<b>Label</b>	<b>Cases</b>	<b>Percentage</b>
1	Correct	0	
2	Mentioned	37	 4.2%
3	Not mentioned	849	 95.8%
9	Don't know	0	
Sysmiss		1776	
<i>Warning: these figures indicate the number of cases found in the data file. They cannot be interpreted as summary statistics of the population of interest.</i>			
<b># v126: Ireland - applicant country?</b>			
<b>Information</b>	[Type= discrete] [Format=numeric] [Range= 2-9] [Missing=*]		
<b>Statistics [NW/ W]</b>	[Valid=886 /-] [Invalid=1776 /-]		
<b>Literal question</b>	Can you remember which of the countries at the turn of the year 1971/1972 ended negotiations for a membership in the EC... ... E. Ireland		
<b>Concepts</b>	Policy, Political participation, Political interest, Political awareness		

**# v126: Ireland - applicant country?**

Value	Label	Cases	Percentage
1	Correct	0	
2	Mentioned	192	21.7%
3	Not mentioned	693	78.2%
9	Don't know	1	0.1%
Sysmiss		1776	

*Warning: these figures indicate the number of cases found in the data file. They cannot be interpreted as summary statistics of the population of interest.*

**# v127: Italy - applicant country?**

<b>Information</b>	[Type= discrete] [Format=numeric] [Range= 2-3] [Missing=*]
<b>Statistics [NW/ W]</b>	[Valid=886 /-] [Invalid=1776 /-]
<b>Literal question</b>	Can you remember which of the countries at the turn of the year 1971/1972 ended negotiations for a membership in the EC... ... F. Italy
<b>Concepts</b>	Policy, Political participation, Political interest, Political awareness

Value	Label	Cases	Percentage
1	Correct	0	
2	Mentioned	30	3.4%
3	Not mentioned	856	96.6%
9	Don't know	0	
Sysmiss		1776	

*Warning: these figures indicate the number of cases found in the data file. They cannot be interpreted as summary statistics of the population of interest.*

<b># v128: Yugoslavia - applicant country?</b>			
<b>Information</b>	[Type= discrete] [Format=numeric] [Range= 2-3] [Missing=*]		
<b>Statistics [NW/ W]</b>	[Valid=886 /-] [Invalid=1776 /-]		
<b>Literal question</b>	Can you remember which of the countries at the turn of the year 1971/1972 ended negotiations for a membership in the EC... ... G. Yugoslavia		
<b>Concepts</b>	Policy, Political participation, Political interest, Political awareness		
<b>Value</b>	<b>Label</b>	<b>Cases</b>	<b>Percentage</b>
1	Correct	0	
2	Mentioned	9	1.0%
3	Not mentioned	877	99.0%
9	Don't know	0	
Sysmiss		1776	
<i>Warning: these figures indicate the number of cases found in the data file. They cannot be interpreted as summary statistics of the population of interest.</i>			
<b># v129: Luxembourg - applicant country?</b>			
<b>Information</b>	[Type= discrete] [Format=numeric] [Range= 2-3] [Missing=*]		
<b>Statistics [NW/ W]</b>	[Valid=886 /-] [Invalid=1776 /-]		
<b>Literal question</b>	Can you remember which of the countries at the turn of the year 1971/1972 ended negotiations for a membership in the EC... ... H. Luxembourg		
<b>Concepts</b>	Policy, Political participation, Political interest, Political awareness		
<b>Value</b>	<b>Label</b>	<b>Cases</b>	<b>Percentage</b>
1	Correct	0	
2	Mentioned	27	3.0%
3	Not mentioned	859	97.0%
9	Don't know	0	
Sysmiss		1776	
<i>Warning: these figures indicate the number of cases found in the data file. They cannot be interpreted as summary statistics of the population of interest.</i>			
<b># v130: The Netherlands - applicant country?</b>			
<b>Information</b>	[Type= discrete] [Format=numeric] [Range= 2-3] [Missing=*]		
<b>Statistics [NW/ W]</b>	[Valid=886 /-] [Invalid=1776 /-]		
<b>Literal question</b>	Can you remember which of the countries at the turn of the year 1971/1972 ended negotiations for a membership in the EC... ... I. The Netherlands		
<b>Concepts</b>	Policy, Political participation, Political interest, Political awareness		
<b>Value</b>	<b>Label</b>	<b>Cases</b>	<b>Percentage</b>
1	Correct	0	
2	Mentioned	31	3.5%
3	Not mentioned	855	96.5%
9	Don't know	0	
Sysmiss		1776	
<i>Warning: these figures indicate the number of cases found in the data file. They cannot be interpreted as summary statistics of the population of interest.</i>			
<b># v131: Poland - applicant country?</b>			
<b>Information</b>	[Type= discrete] [Format=numeric] [Range= 2-3] [Missing=*]		
<b>Statistics [NW/ W]</b>	[Valid=886 /-] [Invalid=1776 /-]		
<b>Literal question</b>	Can you remember which of the countries at the turn of the year 1971/1972 ended negotiations for a membership in the EC...		

<b># v131: Poland - applicant country?</b>			
	... J. Poland		
<b>Concepts</b>	Policy, Political participation, Political interest, Political awareness		
<b>Value</b>	<b>Label</b>	<b>Cases</b>	<b>Percentage</b>
1	Correct	0	
2	Mentioned	14	1.6%
3	Not mentioned	872	98.4%
9	Don't know	0	
Sysmiss		1776	
<i>Warning: these figures indicate the number of cases found in the data file. They cannot be interpreted as summary statistics of the population of interest.</i>			
<b># v132: Spain - applicant country?</b>			
<b>Information</b>	[Type= discrete] [Format=numeric] [Range= 2-3] [Missing=*]		
<b>Statistics [NW/ W]</b>	[Valid=886 /-] [Invalid=1776 /-]		
<b>Literal question</b>	Can you remember which of the countries at the turn of the year 1971/1972 ended negotiations for a membership in the EC... ... K. Spain		
<b>Concepts</b>	Policy, Political participation, Political interest, Political awareness		
<b>Value</b>	<b>Label</b>	<b>Cases</b>	<b>Percentage</b>
1	Correct	0	
2	Mentioned	30	3.4%
3	Not mentioned	856	96.6%
9	Don't know	0	
Sysmiss		1776	
<i>Warning: these figures indicate the number of cases found in the data file. They cannot be interpreted as summary statistics of the population of interest.</i>			
<b># v133: Great Britain - applicant country?</b>			
<b>Information</b>	[Type= discrete] [Format=numeric] [Range= 2-3] [Missing=*]		
<b>Statistics [NW/ W]</b>	[Valid=886 /-] [Invalid=1776 /-]		
<b>Literal question</b>	Can you remember which of the countries at the turn of the year 1971/1972 ended negotiations for a membership in the EC... ... L. Great Britain		
<b>Concepts</b>	Policy, Political participation, Political interest, Political awareness		
<b>Value</b>	<b>Label</b>	<b>Cases</b>	<b>Percentage</b>
1	Correct	0	
2	Mentioned	662	74.7%
3	Not mentioned	224	25.3%
9	Don't know	0	
Sysmiss		1776	
<i>Warning: these figures indicate the number of cases found in the data file. They cannot be interpreted as summary statistics of the population of interest.</i>			
<b># v134: Switzerland - applicant country?</b>			
<b>Information</b>	[Type= discrete] [Format=numeric] [Range= 2-3] [Missing=*]		
<b>Statistics [NW/ W]</b>	[Valid=886 /-] [Invalid=1776 /-]		
<b>Literal question</b>	Can you remember which of the countries at the turn of the year 1971/1972 ended negotiations for a membership in the EC... ... M. Switzerland		
<b>Concepts</b>	Policy, Political participation, Political interest, Political awareness		



<b># v134: Switzerland - applicant country?</b>			
<b>Value</b>	<b>Label</b>	<b>Cases</b>	<b>Percentage</b>
1	Correct	0	
2	Mentioned	25	2.8%
3	Not mentioned	861	97.2%
9	Don't know	0	
Sysmiss		1776	
<i>Warning: these figures indicate the number of cases found in the data file. They cannot be interpreted as summary statistics of the population of interest.</i>			
<b># v135: Sweden - applicant country?</b>			
<b>Information</b>	[Type= discrete] [Format=numeric] [Range= 2-3] [Missing=*]		
<b>Statistics [NW/ W]</b>	[Valid=886 /-] [Invalid=1776 /-]		
<b>Literal question</b>	Can you remember which of the countries at the turn of the year 1971/1972 ended negotiations for a membership in the EC... ... N. Sweden		
<b>Concepts</b>	Policy, Political participation, Political interest, Political awareness		
<b>Value</b>	<b>Label</b>	<b>Cases</b>	<b>Percentage</b>
1	Correct	0	
2	Mentioned	128	14.4%
3	Not mentioned	758	85.6%
9	Don't know	0	
Sysmiss		1776	
<i>Warning: these figures indicate the number of cases found in the data file. They cannot be interpreted as summary statistics of the population of interest.</i>			
<b># v136: Czechoslovakia - applicant country?</b>			
<b>Information</b>	[Type= discrete] [Format=numeric] [Range= 2-3] [Missing=*]		
<b>Statistics [NW/ W]</b>	[Valid=886 /-] [Invalid=1776 /-]		
<b>Literal question</b>	Can you remember which of the countries at the turn of the year 1971/1972 ended negotiations for a membership in the EC... ... O. Czechoslovakia		
<b>Concepts</b>	Policy, Political participation, Political interest, Political awareness		
<b>Value</b>	<b>Label</b>	<b>Cases</b>	<b>Percentage</b>
1	Correct	0	
2	Mentioned	8	0.9%
3	Not mentioned	878	99.1%
9	Don't know	0	
Sysmiss		1776	
<i>Warning: these figures indicate the number of cases found in the data file. They cannot be interpreted as summary statistics of the population of interest.</i>			
<b># v137: West Germany - applicant country?</b>			
<b>Information</b>	[Type= discrete] [Format=numeric] [Range= 2-3] [Missing=*]		
<b>Statistics [NW/ W]</b>	[Valid=886 /-] [Invalid=1776 /-]		
<b>Literal question</b>	Can you remember which of the countries at the turn of the year 1971/1972 ended negotiations for a membership in the EC... ... P. West Germany		
<b>Concepts</b>	Policy, Political participation, Political interest, Political awareness		
<b>Value</b>	<b>Label</b>	<b>Cases</b>	<b>Percentage</b>
1	Correct	0	
2	Mentioned	52	5.9%

<b># v137: West Germany - applicant country?</b>			
Value	Label	Cases	Percentage
3	Not mentioned	834	94.1%
9	Don't know	0	
Sysmiss		1776	
<i>Warning: these figures indicate the number of cases found in the data file. They cannot be interpreted as summary statistics of the population of interest.</i>			
<b># v138: Employment ensured governmental influence bank</b>			
<b>Information</b>	[Type= discrete] [Format=numeric] [Range= 1-5] [Missing=*]		
<b>Statistics [NW/ W]</b>	[Valid=2299 /-] [Invalid=363 /-]		
<b>Pre-question</b>	View on trade and industry and income equality. (Show card B). We would like to hear your opinion on three statements, which we will read to you.		
<b>Literal question</b>	Could you for each statement, state the response written on the card that best describes your opinion...  ... A. If the state has more influence over the activities of banks and companies, full employment can be more easily ensured.		
<b>Concepts</b>	Policy, Political participation, Political interest		
Value	Label	Cases	Percentage
1	Completely agree	419	18.2%
2	Agrees more than disagrees	380	16.5%
3	Don't know/No opinion	740	32.2%
4	Disagrees more than agrees	397	17.3%
5	Completely disagrees	363	15.8%
Sysmiss		363	
<i>Warning: these figures indicate the number of cases found in the data file. They cannot be interpreted as summary statistics of the population of interest.</i>			
<b># v139: Without control industry capital too</b>			
<b>Information</b>	[Type= discrete] [Format=numeric] [Range= 1-5] [Missing=*]		
<b>Statistics [NW/ W]</b>	[Valid=2295 /-] [Invalid=367 /-]		
<b>Pre-question</b>	View on trade and industry and income equality. (Show card B). We would like to hear your opinion on three statements, which we will read to you.		
<b>Literal question</b>	Could you for each statement, state the response written on the card that best describes your opinion...  ... B. The leading banks and the industry will have too much influence if society doesn't have the opportunity to control private industries.		
<b>Concepts</b>	Policy, Political participation, Political interest		
Value	Label	Cases	Percentage
1	Completely agree	715	31.2%
2	Agrees more than disagrees	445	19.4%
3	Don't know/No opinion	682	29.7%
4	Disagrees more than agrees	273	11.9%
5	Completely disagrees	180	7.8%
Sysmiss		367	
<i>Warning: these figures indicate the number of cases found in the data file. They cannot be interpreted as summary statistics of the population of interest.</i>			
<b># v140: Greater income equality</b>			
<b>Information</b>	[Type= discrete] [Format=numeric] [Range= 1-5] [Missing=*]		
<b>Statistics [NW/ W]</b>	[Valid=2298 /-] [Invalid=364 /-]		
<b>Pre-question</b>	View on trade and industry and income equality. (Show card B). We would like to hear your opinion on three statements, which we will read to you.		
<b>Literal question</b>	Could you for each statement, state the response written on the card that best describes your opinion...		

<b># v140: Greater income equality</b>			
	... C. One should, in our country, work for more equality when it comes to people's incomes.		
<b>Concepts</b>	Policy, Political participation, Political interest		
<b>Value</b>	<b>Label</b>	<b>Cases</b>	<b>Percentage</b>
1	Completely agree	1397	60.8%
2	Agrees more than disagrees	338	14.7%
3	Don't know/No opinion	218	9.5%
4	Disagrees more than agrees	225	9.8%
5	Completely disagrees	120	5.2%
System		364	
<i>Warning: these figures indicate the number of cases found in the data file. They cannot be interpreted as summary statistics of the population of interest.</i>			
<b># v141: Radio-given information significance for stand</b>			
<b>Information</b>	[Type= discrete] [Format=numeric] [Range= 1-9] [Missing=*]		
<b>Statistics [NW/ W]</b>	[Valid=2304 /-] [Invalid=358 /-]		
<b>Pre-question</b>	Sources of information. (Show card C). Here I have a card where some sources of information or opinions about the EC are written down.		
<b>Literal question</b>	<p>Could you, for each source, state if it has given you information about the EC issue or not, and if so, if the information has meant a lot or little for your opinion on Norwegian membership in the EC...</p> <p>... A. Radio</p>		
<b>Concepts</b>	Policy, Political participation, Political interest, Mass communication, Mass media, Mass media use, Mass media coverage, Mass media exposure, Press		
<b>Value</b>	<b>Label</b>	<b>Cases</b>	<b>Percentage</b>
1	Meant a lot	616	26.7%
2	Meant little	1101	47.8%
3	Haven't given information	554	24.0%
9	Don't know	33	1.4%
System		358	
<i>Warning: these figures indicate the number of cases found in the data file. They cannot be interpreted as summary statistics of the population of interest.</i>			
<b># v142: TV-given information significance for stand</b>			
<b>Information</b>	[Type= discrete] [Format=numeric] [Range= 1-9] [Missing=*]		
<b>Statistics [NW/ W]</b>	[Valid=2307 /-] [Invalid=355 /-]		
<b>Pre-question</b>	Sources of information. (Show card C). Here I have a card where some sources of information or opinions about the EC are written down.		
<b>Literal question</b>	<p>Could you, for each source, state if it has given you information about the EC issue or not, and if so, if the information has meant a lot or little for your opinion on Norwegian membership in the EC...</p> <p>... B. Television</p>		
<b>Concepts</b>	Policy, Political participation, Political interest, Mass communication, Mass media, Mass media use, Mass media coverage, Mass media exposure, Press		
<b>Value</b>	<b>Label</b>	<b>Cases</b>	<b>Percentage</b>
1	Meant a lot	1378	59.7%
2	Meant little	643	27.9%
3	Haven't given information	262	11.4%
9	Don't know	24	1.0%
System		355	
<i>Warning: these figures indicate the number of cases found in the data file. They cannot be interpreted as summary statistics of the population of interest.</i>			

# v143: Newspaper-given information significance for stand	
<b>Information</b>	[Type= discrete] [Format=numeric] [Range= 1-9] [Missing=*]
<b>Statistics [NW/ W]</b>	[Valid=2298 /-] [Invalid=364 /-]
<b>Pre-question</b>	Sources of information. (Show card C). Here I have a card where some sources of information or opinions about the EC are written down.
<b>Literal question</b>	Could you, for each source, state if it has given you information about the EC issue or not, and if so, if the information has meant a lot or little for your opinion on Norwegian membership in the EC...  ... C. Newspapers
<b>Concepts</b>	Policy, Political participation, Political interest, Mass communication, Mass media, Mass media use, Mass media coverage, Mass media exposure, Press

Value	Label	Cases	Percentage
1	Meant a lot	1262	54.9%
2	Meant little	787	34.2%
3	Haven't given information	224	9.7%
9	Don't know	25	1.1%
Sysmiss		364	

Warning: these figures indicate the number of cases found in the data file. They cannot be interpreted as summary statistics of the population of interest.

# v144: Journals, magazines - significance for stand	
<b>Information</b>	[Type= discrete] [Format=numeric] [Range= 1-9] [Missing=*]
<b>Statistics [NW/ W]</b>	[Valid=2289 /-] [Invalid=373 /-]
<b>Pre-question</b>	Sources of information. (Show card C). Here I have a card where some sources of information or opinions about the EC are written down.
<b>Literal question</b>	Could you, for each source, state if it has given you information about the EC issue or not, and if so, if the information has meant a lot or little for your opinion on Norwegian membership in the EC...  ... D. Journals and news magazines
<b>Concepts</b>	Policy, Political participation, Political interest, Mass communication, Mass media, Mass media use, Mass media coverage, Mass media exposure, Press

Value	Label	Cases	Percentage
1	Meant a lot	275	12.0%
2	Meant little	776	33.9%
3	Haven't given information	1198	52.3%
9	Don't know	40	1.7%
Sysmiss		373	

Warning: these figures indicate the number of cases found in the data file. They cannot be interpreted as summary statistics of the population of interest.

# v145: Pamphlets, leaflets - significance for stand	
<b>Information</b>	[Type= discrete] [Format=numeric] [Range= 1-9] [Missing=*]
<b>Statistics [NW/ W]</b>	[Valid=2290 /-] [Invalid=372 /-]
<b>Pre-question</b>	Sources of information. (Show card C). Here I have a card where some sources of information or opinions about the EC are written down.
<b>Literal question</b>	Could you, for each source, state if it has given you information about the EC issue or not, and if so, if the information has meant a lot or little for your opinion on Norwegian membership in the EC...  ... E. Pamphlets, leaflets
<b>Concepts</b>	Policy, Political participation, Political interest, Mass communication, Mass media, Mass media use, Mass media coverage, Mass media exposure, Press

Value	Label	Cases	Percentage
1	Meant a lot	260	11.4%

### # v145: Pamphlets, leaflets - significance for stand

Value	Label	Cases	Percentage
2	Meant little	797	34.8%
3	Haven't given information	1197	52.3%
9	Don't know	36	1.6%
Sysmiss		372	

*Warning: these figures indicate the number of cases found in the data file. They cannot be interpreted as summary statistics of the population of interest.*

### # v146: Family, friends - significance for stand

<b>Information</b>	[Type= discrete] [Format=numeric] [Range= 1-9] [Missing=*]
<b>Statistics [NW/ W]</b>	[Valid=2299 /-] [Invalid=363 /-]
<b>Pre-question</b>	Sources of information. (Show card C). Here I have a card where some sources of information or opinions about the EC are written down.
<b>Literal question</b>	Could you, for each source, state if it has given you information about the EC issue or not, and if so, if the information has meant a lot or little for your opinion on Norwegian membership in the EC...  ... F. Family or friends who closely follow social issues
<b>Concepts</b>	Policy, Political participation, Political interest

Value	Label	Cases	Percentage
1	Meant a lot	647	28.1%
2	Meant little	926	40.3%
3	Haven't given information	704	30.6%
9	Don't know	22	1.0%
Sysmiss		363	

*Warning: these figures indicate the number of cases found in the data file. They cannot be interpreted as summary statistics of the population of interest.*

### # v147: Was the EC debate useful?

<b>Information</b>	[Type= discrete] [Format=numeric] [Range= 1-9] [Missing=*]
<b>Statistics [NW/ W]</b>	[Valid=2308 /-] [Invalid=354 /-]
<b>Literal question</b>	When you think about the public debate about the EC issue, would you say that it has been very useful, somewhat useful or just a little bit useful to you?
<b>Concepts</b>	Policy, Political participation, Political interest

Value	Label	Cases	Percentage
1	Very useful	631	27.3%
2	Somewhat useful	934	40.5%
3	A little bit useful	673	29.2%
9	Don't know	70	3.0%
Sysmiss		354	

*Warning: these figures indicate the number of cases found in the data file. They cannot be interpreted as summary statistics of the population of interest.*

### # v148: Advantage with ad hoc org. in addition to parties

<b>Information</b>	[Type= discrete] [Format=numeric] [Range= 1-9] [Missing=*]
<b>Statistics [NW/ W]</b>	[Valid=2307 /-] [Invalid=355 /-]
<b>Pre-question</b>	Organisations that work for or against Norwegian membership in the EC.
<b>Literal question</b>	Over the last couple of years, organisations such as "Folkebevegelsen mot norsk medlemskap i EEC" and the organisation "JA til EF", who has worked either against or for Norwegian membership in the EC, have been formed. Do you think such organisations in addition to the political parties, have been an advantage, or do you think it would have been better if the political parties were the only one participating in this work?
<b>Concepts</b>	Policy, Political participation, Political interest

<b># v148: Advantage with ad hoc org. in addition to parties</b>			
Value	Label	Cases	Percentage
1	Advantage with ad hoc organisations	927	40.2%
2	Better with only political parties	1083	46.9%
9	Don't know	297	12.9%
Sysmiss		355	
<i>Warning: these figures indicate the number of cases found in the data file. They cannot be interpreted as summary statistics of the population of interest.</i>			
<b># v149: Participated in EC meeting</b>			
<b>Information</b>	[Type= discrete] [Format=numeric] [Range= 1-3] [Missing=*]		
<b>Statistics [NW/ W]</b>	[Valid=2309 /-] [Invalid=353 /-]		
<b>Literal question</b>	Have you participated in meetings where the question about Norwegian membership in the EC has been the topic of discussion?		
<b>Concepts</b>	Policy, Political participation, Political interest		
Value	Label	Cases	Percentage
1	Yes	307	13.3%
2	No	1999	86.6%
3	Can't remember	3	0.1%
Sysmiss		353	
<i>Warning: these figures indicate the number of cases found in the data file. They cannot be interpreted as summary statistics of the population of interest.</i>			
<b># v150: Participated in demonstrations, petitions</b>			
<b>Information</b>	[Type= discrete] [Format=numeric] [Range= 1-2] [Missing=*]		
<b>Statistics [NW/ W]</b>	[Valid=2305 /-] [Invalid=357 /-]		
<b>Literal question</b>	Have you participated in demonstrations, signed petitions, strikes or other forms of demonstrations for or against Norwegian membership in the EC?		
<b>Concepts</b>	Policy, Political participation, Political interest		
Value	Label	Cases	Percentage
1	Yes	165	7.2%
2	No	2140	92.8%
3	Can't remember	0	
Sysmiss		357	
<i>Warning: these figures indicate the number of cases found in the data file. They cannot be interpreted as summary statistics of the population of interest.</i>			
<b># v151: Party affiliation?</b>			
<b>Information</b>	[Type= discrete] [Format=numeric] [Range= 1-9] [Missing=*]		
<b>Statistics [NW/ W]</b>	[Valid=2310 /-] [Invalid=352 /-]		
<b>Pre-question</b>	Party identification, party membership and organisational affiliation.		
<b>Literal question</b>	Would you say that you ordinarily consider yourself to be a "høyremann(-kvinne) (follower of the Conservative Party), venstremann(-kvinne) (follower of the Liberal Party), arbeiderpartimann(-kvinne) (follower of the Labour Party) etc., or do you not feel affiliated with any party?		
<b>Concepts</b>	Policy, Political participation, Political interest, Political participation, Political awareness, Political parties, Political party policies		
Value	Label	Cases	Percentage
1	Affiliated with party	1196	51.8%
2	Not affiliated with a particular party	1074	46.5%
9	Don't know	40	1.7%
Sysmiss		352	
<i>Warning: these figures indicate the number of cases found in the data file. They cannot be interpreted as summary statistics of the population of interest.</i>			

<b># v152: Party affiliation</b>			
<b>Information</b>	[Type= discrete] [Format=numeric] [Range= 1-7] [Missing=*]		
<b>Statistics [NW/ W]</b>	[Valid=1194 /-] [Invalid=1468 /-]		
<b>Pre-question</b>	(Question 83-85 are only asked to persons who feel affiliated with a party)		
<b>Literal question</b>	Which party do you feel affiliated with?		
<b>Concepts</b>	Policy, Political participation, Political interest, Political participation, Political awareness, Political parties, Political party policies		
<b>Value</b>	<b>Label</b>	<b>Cases</b>	<b>Percentage</b>
1	Arbeiderpartiet (The Labour Party)	701	58.7%
2	Høyre (The Conservative Party)	166	13.9%
3	Kristelig folkeparti (The Christian Democratic Party)	94	7.9%
4	Kommunistpartiet	4	0.3%
5	Senterpartiet (The Centre Party)	133	11.1%
6	Sosialistisk folkeparti (The Socialist People's Party)	26	2.2%
7	Venstre (The Liberal Party)	70	5.9%
9	Don't know	0	
Sysmiss		1468	
<i>Warning: these figures indicate the number of cases found in the data file. They cannot be interpreted as summary statistics of the population of interest.</i>			
<b># v153: Strongly convinced party follower</b>			
<b>Information</b>	[Type= discrete] [Format=numeric] [Range= 1-9] [Missing=*]		
<b>Statistics [NW/ W]</b>	[Valid=1194 /-] [Invalid=1468 /-]		
<b>Literal question</b>	Do you consider yourself to be a strongly convinced supporter of this party or are you not a particularly convinced follower?		
<b>Concepts</b>	Policy, Political participation, Political interest, Political participation, Political awareness, Political parties, Political party policies		
<b>Value</b>	<b>Label</b>	<b>Cases</b>	<b>Percentage</b>
1	Strongly convinced	695	58.2%
2	Not strongly convinced	472	39.5%
9	Don't know	27	2.3%
Sysmiss		1468	
<i>Warning: these figures indicate the number of cases found in the data file. They cannot be interpreted as summary statistics of the population of interest.</i>			
<b># v154: Paying party member?</b>			
<b>Information</b>	[Type= discrete] [Format=numeric] [Range= 1-2] [Missing=*]		
<b>Statistics [NW/ W]</b>	[Valid=1195 /-] [Invalid=1467 /-]		
<b>Literal question</b>	Are you for the time being, a paying member of this party?		
<b>Concepts</b>	Policy, Political participation, Political interest, Political participation, Political awareness, Political parties, Political party policies		
<b>Value</b>	<b>Label</b>	<b>Cases</b>	<b>Percentage</b>
1	Yes	307	25.7%
2	No	888	74.3%
3	Can't remember	0	
Sysmiss		1467	
<i>Warning: these figures indicate the number of cases found in the data file. They cannot be interpreted as summary statistics of the population of interest.</i>			
<b># v155: Could become paying party member?</b>			
<b>Information</b>	[Type= discrete] [Format=numeric] [Range= 1-9] [Missing=*]		
<b>Statistics [NW/ W]</b>	[Valid=883 /-] [Invalid=1779 /-]		

### # v155: Could become paying party member?

<b>Pre-question</b>	The question is not asked to paying party members.
<b>Literal question</b>	Would you like to become a member of this party if you were asked about it?
<b>Concepts</b>	Policy, Political participation, Political interest

Value	Label	Cases	Percentage
1	Yes	323	36.6%
2	No	419	47.5%
3	Can't remember	0	
9		141	16.0%
Systemmiss		1779	

*Warning: these figures indicate the number of cases found in the data file. They cannot be interpreted as summary statistics of the population of interest.*

### # v156: Organizational membership

<b>Information</b>	[Type= discrete] [Format=numeric] [Range= 1-999] [Missing=*]
<b>Statistics [NW/ W]</b>	[Valid=1039 /-] [Invalid=1623 /-]
<b>Pre-question</b>	(Show card D)
<b>Literal question</b>	Which of the following types of organisations are you a member of?
<b>Interviewer's instructions</b>	All types of organisations the respondent is a member of are to be checked off.
<b>Concepts</b>	Policy, Political participation, Political interest

Value	Label	Cases	Percentage
1	Labour organisation, LO	456	43.9%
2	Other labour organisation	139	13.4%
3		9	0.9%
4	Employers' organisation	15	1.4%
5		1	0.1%
10	Trade organisation, agriculture/fisheries	75	7.2%
11		3	0.3%
12		3	0.3%
14		1	0.1%
20	Other trade organisation	43	4.1%
21		2	0.2%
24		4	0.4%
26		1	0.1%
30		1	0.1%
34		1	0.1%
36		1	0.1%
40	Religious organisation	104	10.0%
41		8	0.8%
42		9	0.9%
44		2	0.2%
50		7	0.7%
54		1	0.1%
60		3	0.3%
100	Temperance organisation	18	1.7%
101		6	0.6%
102		5	0.5%



### # v156: Organizational membership

Value	Label	Cases	Percentage
110		2	0.2%
111		1	0.1%
120		1	0.1%
140		15	1.4%
141		1	0.1%
142		1	0.1%
150		4	0.4%
152		1	0.1%
160		1	0.1%
170		1	0.1%
200	Mållag (The Norwegian Language Society)	8	0.8%
201		3	0.3%
202		2	0.2%
210		3	0.3%
220		1	0.1%
250		1	0.1%
300		1	0.1%
310		1	0.1%
340		2	0.2%
350		1	0.1%
400	Riksmålsforbundet (The Riksmåal Society - The Society for the Preservation of Traditional Standard Norwegian)	11	1.1%
420		1	0.1%
424		1	0.1%
888	Not member of mentioned organisations	41	3.9%
999	Don't know	16	1.5%
Sysmiss		1623	

Warning: these figures indicate the number of cases found in the data file. They cannot be interpreted as summary statistics of the population of interest.

### # v159: Number of organizational memberships

<b>Information</b>	[Type= discrete] [Format=numeric] [Range= 1-8] [Missing=*]
<b>Statistics [NW/ W]</b>	[Valid=1354 /-] [Invalid=1308 /-]
<b>Literal question</b>	If you think of organisations, associations or teams that you in some way are a member of, how many is that in total?
<b>Concepts</b>	Policy, Political participation, Political interest

Value	Label	Cases	Percentage
1	1	730	53.9%
2	2	315	23.3%
3	3	150	11.1%
4	4	64	4.7%
5	More than 4 organisations	73	5.4%
6	Can't remember	9	0.7%
8	Not stated	13	1.0%
Sysmiss		1308	

Warning: these figures indicate the number of cases found in the data file. They cannot be interpreted as summary statistics of the population of interest.

<b># v160: Party closest to own EC stand</b>			
<b>Information</b>	[Type= discrete] [Format=numeric] [Range= 1-9] [Missing=*]		
<b>Statistics [NW/ W]</b>	[Valid=2320 /-] [Invalid=342 /-]		
<b>Literal question</b>	Which political party do you think stand closest to your own opinion on the EC issue?		
<b>Interviewer's instructions</b>	Only one alternative.		
<b>Concepts</b>	Policy, Political participation, Political interest		
<b>Value</b>	<b>Label</b>	<b>Cases</b>	<b>Percentage</b>
1	Arbeiderpartiet (The Labour Party)	612	26.4%
2	Høyre (The Conservative Party)	325	14.0%
3	Kristelig Folkeparti (The Christian Democratic Party)	76	3.3%
4	Kommunistpartiet	20	0.9%
5	Senterpartiet (The Centre Party)	486	20.9%
6	Sosialistisk Folkeparti (The Socialist People's Party)	122	5.3%
7	Venstre (The Liberal Party)	83	3.6%
8		13	0.6%
9	Don't know	583	25.1%
Sysmiss		342	
<i>Warning: these figures indicate the number of cases found in the data file. They cannot be interpreted as summary statistics of the population of interest.</i>			
<b># v161: Total abstainer, temperance person, drinks alcohol</b>			
<b>Information</b>	[Type= discrete] [Format=numeric] [Range= 1-8] [Missing=*]		
<b>Statistics [NW/ W]</b>	[Valid=2320 /-] [Invalid=342 /-]		
<b>Literal question</b>	Do you consider yourself to be a total abstainer, or do you drink alcohol from time to time?		
<b>Interviewer's instructions</b>	Only check 2 if the respondent uses the term himself/herself.		
<b>Concepts</b>	Policy, Political participation, Political interest		
<b>Value</b>	<b>Label</b>	<b>Cases</b>	<b>Percentage</b>
1	Total abstainer	541	23.3%
2	Temperance person	357	15.4%
3	Drinks alcohol	1395	60.1%
4	Other answer	17	0.7%
8	Not stated	10	0.4%
Sysmiss		342	
<i>Warning: these figures indicate the number of cases found in the data file. They cannot be interpreted as summary statistics of the population of interest.</i>			
<b># v162: Interest temperance issue</b>			
<b>Information</b>	[Type= discrete] [Format=numeric] [Range= 1-9] [Missing=*]		
<b>Statistics [NW/ W]</b>	[Valid=540 /-] [Invalid=2122 /-]		
<b>Literal question</b>	Are you very, somewhat or little interested in the temperance issue?		
<b>Concepts</b>	Policy, Political participation, Political interest		
<b>Value</b>	<b>Label</b>	<b>Cases</b>	<b>Percentage</b>
1	Very	194	35.9%
2	Somewhat	188	34.8%
3	Little	153	28.3%
8		1	0.2%
9	Don't know	4	0.7%
Sysmiss		2122	

<b># v162: Interest temperance issue</b>			
<i>Warning: these figures indicate the number of cases found in the data file. They cannot be interpreted as summary statistics of the population of interest.</i>			
<b># v163: Number of times last month listened to church service TV</b>			
<b>Information</b>	[Type= discrete] [Format=numeric] [Range= 1-8] [Missing=*]		
<b>Statistics [NW/ W]</b>	[Valid=1303 /-] [Invalid=1359 /-]		
<b>Literal question</b>	How many times have you during the last month, listened to the church service on the radio and on the television?		
<b>Concepts</b>	Religious attendance, Religious practice, Religious behaviour, Television programmes, Television, Radio programmes, Radio		
<b>Value</b>	<b>Label</b>	<b>Cases</b>	<b>Percentage</b>
0	None	0	
1	1	243	18.6%
2	2	347	26.6%
3	3	196	15.0%
4	4	301	23.1%
5	More than 4	131	10.1%
6	Can't remember	77	5.9%
8		8	0.6%
Sysmiss		1359	
<i>Warning: these figures indicate the number of cases found in the data file. They cannot be interpreted as summary statistics of the population of interest.</i>			
<b># v164: Number of times last month church or religious</b>			
<b>Information</b>	[Type= discrete] [Format=numeric] [Range= 1-8] [Missing=*]		
<b>Statistics [NW/ W]</b>	[Valid=467 /-] [Invalid=2195 /-]		
<b>Literal question</b>	How many times during the last month have you attended a church service or gone to religious meetings?		
<b>Concepts</b>	Religious attendance, Religious practice, Religious behaviour		
<b>Value</b>	<b>Label</b>	<b>Cases</b>	<b>Percentage</b>
0	None	0	
1	1	193	41.3%
2	2	103	22.1%
3	3	45	9.6%
4	4	43	9.2%
5	More than 4	62	13.3%
6	Can't remember	12	2.6%
8		9	1.9%
Sysmiss		2195	
<i>Warning: these figures indicate the number of cases found in the data file. They cannot be interpreted as summary statistics of the population of interest.</i>			
<b># v165: Form of writing</b>			
<b>Information</b>	[Type= discrete] [Format=numeric] [Range= 1-8] [Missing=*]		
<b>Statistics [NW/ W]</b>	[Valid=2320 /-] [Invalid=342 /-]		
<b>Literal question</b>	Which form of writing do you prefer when you write?		
<b>Concepts</b>	Languages, Language		
<b>Value</b>	<b>Label</b>	<b>Cases</b>	<b>Percentage</b>
1	Riksmål	1128	48.6%
2	Bokmål	883	38.1%
3	Samnorsk	14	0.6%
4	Nynorsk	224	9.7%

<b># v165: Form of writing</b>			
<b>Value</b>	<b>Label</b>	<b>Cases</b>	<b>Percentage</b>
5	Landsmål	41	1.8%
6	Other answer	14	0.6%
8		16	0.7%
Sysmiss		342	
<i>Warning: these figures indicate the number of cases found in the data file. They cannot be interpreted as summary statistics of the population of interest.</i>			
<b># v166: Storting election tomorrow - participate?</b>			
<b>Information</b>	[Type= discrete] [Format=numeric] [Range= 1-9] [Missing=*]		
<b>Statistics [NW/ W]</b>	[Valid=2312 /-] [Invalid=350 /-]		
<b>Pre-question</b>	Voting if there had been a Storting election this year. Party preferences.		
<b>Literal question</b>	Would you vote or not if there had been a Storting election tomorrow?		
<b>Concepts</b>	Policy, Political participation, Political interest, Political party policies, Political parties		
<b>Value</b>	<b>Label</b>	<b>Cases</b>	<b>Percentage</b>
1	Vote	1979	85.6%
2	Wouldn't vote	201	8.7%
9	Don't know	132	5.7%
Sysmiss		350	
<i>Warning: these figures indicate the number of cases found in the data file. They cannot be interpreted as summary statistics of the population of interest.</i>			
<b># v167: Party election, if only parties</b>			
<b>Information</b>	[Type= discrete] [Format=numeric] [Range= 1-9] [Missing=*]		
<b>Statistics [NW/ W]</b>	[Valid=1978 /-] [Invalid=684 /-]		
<b>Literal question</b>	Which party would you vote for in this election if only parties ran for election?		
<b>Concepts</b>	Policy, Political participation, Political interest, Political party policies, Political parties		
<b>Value</b>	<b>Label</b>	<b>Cases</b>	<b>Percentage</b>
1	Arbeiderpartiet (The Labour Party)	830	42.0%
2	Høyre (The Conservative Party)	305	15.4%
3	Kristelig Folkeparti (The Christian Democratic Party)	154	7.8%
4	Kommunistpartiet	12	0.6%
5	Senterpartiet (The Centre Party)	292	14.8%
6	Sosialistisk Folkeparti (The Socialist People's Party)	94	4.8%
7	Venstre (The Liberal Party)	106	5.4%
8	Can't remember	170	8.6%
9	Refuses to answer	15	0.8%
Sysmiss		684	
<i>Warning: these figures indicate the number of cases found in the data file. They cannot be interpreted as summary statistics of the population of interest.</i>			
<b># v168: Party liked the best</b>			
<b>Information</b>	[Type= discrete] [Format=numeric] [Range= 1-9] [Missing=*]		
<b>Statistics [NW/ W]</b>	[Valid=2307 /-] [Invalid=355 /-]		
<b>Literal question</b>	People have differing opinions on the different parties. Some like other parties better than others, and some dislike some parties more than others. Which party would you say you like the best?		
<b>Concepts</b>	Policy, Political participation, Political interest, Political party policies, Political parties		
<b>Value</b>	<b>Label</b>	<b>Cases</b>	<b>Percentage</b>
1	Arbeiderpartiet (The Labour Party)	966	41.9%

### # v168: Party liked the best

Value	Label	Cases	Percentage
2	Høyre (The Conservative Party)	343	14.9%
3	Kristelig Folkeparti (The Christian Democratic Party)	177	7.7%
4	Kommunistpartiet	13	0.6%
5	Senterpartiet (The Centre Party)	341	14.8%
6	Sosialistisk Folkeparti (The Socialist People's Party)	114	4.9%
7	Venstre (The Liberal Party)	142	6.2%
9	Don't know	211	9.1%
Sysmiss		355	

Warning: these figures indicate the number of cases found in the data file. They cannot be interpreted as summary statistics of the population of interest.

### # v169: Party liked the second best

<b>Information</b>	[Type= discrete] [Format=numeric] [Range= 1-9] [Missing=*]
<b>Statistics [NW/ W]</b>	[Valid=2091 /-] [Invalid=571 /-]
<b>Literal question</b>	When we ignore this party, which other party do you then like the best?
<b>Interviewer's instructions</b>	If several parties are mentioned, ask the IO to state which the IO prefers.
<b>Concepts</b>	Policy, Political participation, Political interest, Political party policies, Political parties

Value	Label	Cases	Percentage
1	Arbeiderpartiet (The Labour Party)	270	12.9%
2	Høyre (The Conservative Party)	187	8.9%
3	Kristelig Folkeparti (The Christian Democratic Party)	229	11.0%
4	Kommunistpartiet	35	1.7%
5	Senterpartiet (The Centre Party)	219	10.5%
6	Sosialistisk Folkeparti (The Socialist People's Party)	158	7.6%
7	Venstre (The Liberal Party)	385	18.4%
9	Don't know	608	29.1%
Sysmiss		571	

Warning: these figures indicate the number of cases found in the data file. They cannot be interpreted as summary statistics of the population of interest.

### # v170: Party liked the third best

<b>Information</b>	[Type= discrete] [Format=numeric] [Range= 1-9] [Missing=*]
<b>Statistics [NW/ W]</b>	[Valid=1486 /-] [Invalid=1176 /-]
<b>Literal question</b>	And after this one, which party do you then like the best?
<b>Concepts</b>	Policy, Political participation, Political interest, Political party policies, Political parties

Value	Label	Cases	Percentage
1	Arbeiderpartiet (The Labour Party)	118	7.9%
2	Høyre (The Conservative Party)	125	8.4%
3	Kristelig Folkeparti (The Christian Democratic Party)	174	11.7%
4	Kommunistpartiet	38	2.6%
5	Senterpartiet (The Centre Party)	131	8.8%
6	Sosialistisk Folkeparti (The Socialist People's Party)	70	4.7%
7	Venstre (The Liberal Party)	290	19.5%
9	Don't know	540	36.3%
Sysmiss		1176	

Warning: these figures indicate the number of cases found in the data file. They cannot be interpreted as summary statistics of the population of interest.

<b># v171: Party liked the least</b>			
<b>Information</b>	[Type= discrete] [Format=numeric] [Range= 1-9] [Missing=*]		
<b>Statistics [NW/ W]</b>	[Valid=2297 /-] [Invalid=365 /-]		
<b>Literal question</b>	Which of the parties do you like the least?		
<b>Concepts</b>	Policy, Political participation, Political interest, Political party policies, Political parties		
<b>Value</b>	<b>Label</b>	<b>Cases</b>	<b>Percentage</b>
1	Arbeiderpartiet (The Labour Party)	74	3.2%
2	Høyre (The Conservative Party)	297	12.9%
3	Kristelig Folkeparti (The Christian Democratic Party)	99	4.3%
4	Kommunistpartiet	770	33.5%
5	Senterpartiet (The Centre Party)	84	3.7%
6	Sosialistisk Folkeparti (The Socialist People's Party)	494	21.5%
7	Venstre (The Liberal Party)	27	1.2%
9	Don't know	452	19.7%
Sysmiss		365	
<i>Warning: these figures indicate the number of cases found in the data file. They cannot be interpreted as summary statistics of the population of interest.</i>			
<b># v172: Party liked the second least</b>			
<b>Information</b>	[Type= discrete] [Format=numeric] [Range= 1-9] [Missing=*]		
<b>Statistics [NW/ W]</b>	[Valid=1843 /-] [Invalid=819 /-]		
<b>Literal question</b>	And after this, which of the parties do you like the least?		
<b>Concepts</b>	Policy, Political participation, Political interest, Political party policies, Political parties		
<b>Value</b>	<b>Label</b>	<b>Cases</b>	<b>Percentage</b>
1	Arbeiderpartiet (The Labour Party)	56	3.0%
2	Høyre (The Conservative Party)	158	8.6%
3	Kristelig Folkeparti (The Christian Democratic Party)	142	7.7%
4	Kommunistpartiet	427	23.2%
5	Senterpartiet (The Centre Party)	115	6.2%
6	Sosialistisk Folkeparti (The Socialist People's Party)	498	27.0%
7	Venstre (The Liberal Party)	102	5.5%
9	Don't know	345	18.7%
Sysmiss		819	
<i>Warning: these figures indicate the number of cases found in the data file. They cannot be interpreted as summary statistics of the population of interest.</i>			
<b># v173: Interest for political questions</b>			
<b>Information</b>	[Type= discrete] [Format=numeric] [Range= 1-9] [Missing=*]		
<b>Statistics [NW/ W]</b>	[Valid=2307 /-] [Invalid=355 /-]		
<b>Literal question</b>	How interested are you in political questions? Would you say very interested, somewhat interested or little interested?		
<b>Concepts</b>	Policy, Political participation, Political interest		
<b>Value</b>	<b>Label</b>	<b>Cases</b>	<b>Percentage</b>
1	Very	328	14.2%
2	Somewhat	1122	48.6%
3	Little	853	37.0%
9	Don't know	4	0.2%
Sysmiss		355	
<i>Warning: these figures indicate the number of cases found in the data file. They cannot be interpreted as summary statistics of the population of interest.</i>			

<b># v174: Interest for Storting, government</b>			
<b>Information</b>	[Type= discrete] [Format=numeric] [Range= 1-9] [Missing=*]		
<b>Statistics [NW/ W]</b>	[Valid=2305 /-] [Invalid=357 /-]		
<b>Literal question</b>	Would you say you are very, somewhat or little interested in following what happens in the government and at Stortinget?		
<b>Concepts</b>	Policy, Political participation, Political interest		
<b>Value</b>	<b>Label</b>	<b>Cases</b>	<b>Percentage</b>
1	Very	685	29.7%
2	Somewhat	1183	51.3%
3	Little	432	18.7%
9	Don't know	5	0.2%
Sysmiss		357	
<i>Warning: these figures indicate the number of cases found in the data file. They cannot be interpreted as summary statistics of the population of interest.</i>			
<b># v175: Interest for local politics</b>			
<b>Information</b>	[Type= discrete] [Format=numeric] [Range= 1-9] [Missing=*]		
<b>Statistics [NW/ W]</b>	[Valid=2307 /-] [Invalid=355 /-]		
<b>Literal question</b>	Would you say you are very, somewhat or little interested in following issues treated by the municipal government in your municipality?		
<b>Concepts</b>	Policy, Political participation, Political interest		
<b>Value</b>	<b>Label</b>	<b>Cases</b>	<b>Percentage</b>
1	Very	746	32.3%
2	Somewhat	1032	44.7%
3	Little	520	22.5%
9	Don't know	9	0.4%
Sysmiss		355	
<i>Warning: these figures indicate the number of cases found in the data file. They cannot be interpreted as summary statistics of the population of interest.</i>			
<b># v176: Interest for foreign policy</b>			
<b>Information</b>	[Type= discrete] [Format=numeric] [Range= 1-9] [Missing=*]		
<b>Statistics [NW/ W]</b>	[Valid=2307 /-] [Invalid=355 /-]		
<b>Literal question</b>	Would you say you are very, somewhat or little interested in following what happens in the foreign policy area?		
<b>Concepts</b>	Policy, Political participation, Political interest		
<b>Value</b>	<b>Label</b>	<b>Cases</b>	<b>Percentage</b>
1	Very	535	23.2%
2	Somewhat	938	40.7%
3	Little	818	35.5%
9	Don't know	16	0.7%
Sysmiss		355	
<i>Warning: these figures indicate the number of cases found in the data file. They cannot be interpreted as summary statistics of the population of interest.</i>			
<b># v177: More frequent use of referendums?</b>			
<b>Information</b>	[Type= discrete] [Format=numeric] [Range= 1-9] [Missing=*]		
<b>Statistics [NW/ W]</b>	[Valid=2306 /-] [Invalid=356 /-]		
<b>Literal question</b>	Some countries use referendums quite often when it comes to making decisions in certain issues, while here in Norway we've held referendums quite rarely. (We don't include local referendums, cf. the instructions). Do you think that we should make more use of referendums than we have up until now, or just as rarely as we have up until now?		
<b>Concepts</b>	Policy, Political participation, Political interest		

<b># v177: More frequent use of referendums?</b>			
<b>Value</b>	<b>Label</b>	<b>Cases</b>	<b>Percentage</b>
1	More often	652	28.3%
2	Just as rarely	1499	65.0%
9	Don't know	155	6.7%
Sysmiss		356	
<i>Warning: these figures indicate the number of cases found in the data file. They cannot be interpreted as summary statistics of the population of interest.</i>			
<b># v178: Right to use referendum in EC issue?</b>			
<b>Information</b>	[Type= discrete] [Format=numeric] [Range= 1-9] [Missing=*]		
<b>Statistics [NW/ W]</b>	[Valid=2309 /-] [Invalid=353 /-]		
<b>Literal question</b>	If you consider the referendum that is going to be held, do you think it would be best if Stortinget had made a decision regarding the issue of Norwegian membership in the EC without a preceding referendum, do you think it is right to hold a referendum regarding this issue, or haven't you formed an opinion about whether or not a referendum should be used in this issue?		
<b>Concepts</b>	Policy, Political participation, Political interest		
<b>Value</b>	<b>Label</b>	<b>Cases</b>	<b>Percentage</b>
1	Make a decision without referendum	907	39.3%
2	Right with referendum	1267	54.9%
9	No opinion on question	135	5.8%
Sysmiss		353	
<i>Warning: these figures indicate the number of cases found in the data file. They cannot be interpreted as summary statistics of the population of interest.</i>			
<b># v179: Finished general education?</b>			
<b>Information</b>	[Type= discrete] [Format=numeric] [Range= 1-9] [Missing=*]		
<b>Statistics [NW/ W]</b>	[Valid=2320 /-] [Invalid=342 /-]		
<b>Pre-question</b>	Education and income. Finally, we will ask you some questions about education and income.		
<b>Literal question</b>	What type of general education have you completed?		
<b>Interviewer's instructions</b>	Check off for the highest general education the respondent has completed.		
<b>Concepts</b>	Educational levels, Educational systems and institutions, Educational systems, Women's education, Lifelong education, State education, Private education, Primary education, Secondary education, Tertiary education		
<b>Value</b>	<b>Label</b>	<b>Cases</b>	<b>Percentage</b>
1	7-year elementary school	1158	49.9%
2	1-year continuation school	338	14.6%
3	2-year continuation school	76	3.3%
4	9-year primary and lower secondary school	39	1.7%
5	Folk university college, 1 year	138	5.9%
6	Lower secondary school/Middle school	297	12.8%
7	Folk university college, 2 years	18	0.8%
8	General Certificate of Education/Gymnasium	244	10.5%
9	Not stated	12	0.5%
Sysmiss		342	
<i>Warning: these figures indicate the number of cases found in the data file. They cannot be interpreted as summary statistics of the population of interest.</i>			



<b># v180: Other education - at least of 5 months duration</b>			
<b>Information</b>	[Type= discrete] [Format=numeric] [Range= 1-2] [Missing=*]		
<b>Statistics [NW/ W]</b>	[Valid=2300 /-] [Invalid=362 /-]		
<b>Literal question</b>	Have you completed some other form of education where the schooling or studies have lasted for at least 5 months? (Apprenticeship, work experience period is not to be included).		
<b>Concepts</b>	Educational levels, Educational systems and institutions, Educational systems, Women's education, Lifelong education, State education, Private education, Primary education, Secondary education, Tertiary education		
<b>Value</b>	<b>Label</b>	<b>Cases</b>	<b>Percentage</b>
1	Yes	1091	47.4%
2	No	1209	52.6%
3	Is currently in school	0	
Sysmiss		362	
<i>Warning: these figures indicate the number of cases found in the data file. They cannot be interpreted as summary statistics of the population of interest.</i>			
<b># v181: Utdanningens art - ssb standardkode Type of education- SSB standard code</b>			
<b>Information</b>	[Type= discrete] [Format=numeric] [Range= 32-78] [Missing=*]		
<b>Statistics [NW/ W]</b>	[Valid=1091 /-] [Invalid=1571 /-]		
<b>Literal question</b>	What type of education is this? In case of more than one, state only the one that you think is the most important.		
<b>Concepts</b>	Educational levels, Educational systems and institutions, Educational systems, Women's education, Lifelong education, State education, Private education, Primary education, Secondary education, Tertiary education		
<b>Value</b>	<b>Label</b>	<b>Cases</b>	<b>Percentage</b>
31	Education at the second level; second stage I (10th grade): General programmes	0	
32	Education at the second level; second stage I (10th grade): Humanities, religion and tehology, fine and applied arts programme	10	0.9%
33	Education at the second level; second stage I (10th grade): Teacher training programmes	0	
34	Education at the second level; second stage I (10th grade): Commercial and business programmes	284	26.0%
35	Education at the second level; second stage I (10th grade): Trade, craft and industrial programmes	221	20.3%
36	Education at the second level; second stage I (10th grade): Transport and communications programmes	57	5.2%
37	Education at the second level; second stage I (10th grade): Health-related auxillary programmes	28	2.6%
38	Education at the second level; second stage I (10th grade): Agricultural, forestry and fishery programmes	56	5.1%
39	Education at the second level; second stage I (10th grade): Service and military programmes	114	10.4%
41	Education at the second level; second stage II (11th - 12th grade): General programmes	0	
42	Education at the second level; second stage II (11th - 12th grade): Humanities, religion and theology, fine and applied arts programmes	8	0.7%
43	Education at the second level; second stage II (11th - 12th grade): Teacher training programmes	1	0.1%
44	Education at the second level; second stage II (11th - 12th grade): Commercial and business programmes	21	1.9%
45	Education at the second level; second stage II (11th - 12th grade): Trade, craft and industrial programmes	45	4.1%
46	Education at the second level; second stage II (11th - 12th grade): Transport and communications programmes	8	0.7%

# v181: Utdanningens art - ssb standardkode Type of education- SSB standard code

Value	Label	Cases	Percentage
47	Education at the second level; second stage II (11th - 12th grade): Medical and para-medical programmes	17	1.6%
48	Education at the second level; second stage II (11th - 12th grade): Agricultural, forestry and fishery programmes	6	0.5%
49	Education at the second level; second stage II (11th - 12th grade): Service and military programmes	24	2.2%
50	Education at the third level; first stage I	0	
51	Education at the third level; first stage I: General programmes	0	
52	Education at the third level; first stage I: Humanities, religion and theology, fine and applied arts programmes	7	0.6%
53	Education at the third level; first stage I: Teacher training programmes	53	4.9%
54	Education at the third level; first stage I: Business administration, social and behavioural science and law programmes	34	3.1%
55	Education at the third level; first stage I: Natural science, mathematics and engineering programmes	11	1.0%
56	Education at the third level; first stage I: Transport and communications	0	
57	Education at the third level; first stage I: Medical and para-medical programmes	11	1.0%
58	Education at the third level; first stage I: Agricultural, forestry and fishery programmes	0	
59	Education at the third level; first stage I: Service and military programs	1	0.1%
60	Education at the third level; first stage II: Unspecified	0	
61	Education at the third level; first stage II: General programmes	0	
62	Education at the third level; first stage II: Humanities, religion and theology, fine and applied arts programmes	4	0.4%
63	Education at the third level; first stage II: Programmes in educational science and teacher training	14	1.3%
64	Education at the third level; first stage II: Business administration, social and behavioural science and law programmes	4	0.4%
65	Education at the third level; first stage II: Natural science, mathematics and engineering programmes	4	0.4%
66	Education at the third level; first stage II: Transport and communications programmes	0	
67	Education at the third level; first stage II: Medical and para-medical programmes	0	
68	Education at the third level; first stage II: Agricultural, forestry and fishery programs N.E.C.	3	0.3%
69	Education at the third level; first stage II: Service and military programmes	2	0.2%
70	Education at the third level; second stage I	0	
71	Education at the third level; second stage I: General programmes	0	
72	Education at the third level; second stage I: Humanities, religion and theology, fine and applied arts programmes	5	0.5%
73	Education at the third level; second stage I: Programmes in education science and teacher training	0	
74	Education at the third level; second stage I: Business administration, social and behavioural science and law programmes	9	0.8%
75	Education at the third level; second stage I: Natural science, mathematics and engineering programmes	19	1.7%

**# v181: Utdanningens art - ssb standardkode Type of education- SSB standard code**

Value	Label	Cases	Percentage
76	Education at the third level; second stage I: Transport and communications programmes	0	
77	Education at the third level; second stage I: Medical science programmes	9	0.8%
78	Education at the third level; second stage I: Agricultural, forestry and fishery programmes	1	0.1%
79	Education at the third level; second stage I: Service and military programs	0	
82	Education at the third level; second stage II: Humanities, religion and theology, fine and applied arts programmes	0	
83	Education at the third level; second stage II: Programmes in education science	0	
84	Education at the third level; second stage II: Business administration, social and behavioural science and law programmes	0	
85	Education at the third level; second stage II: Natural science, mathematics and engineering programmes	0	
86	Education at the third level; second stage II: Transport and communications programmes	0	
87	Education at the third level; second stage II: Medical science programmes	0	
88	Education at the third level; second stage II: Agricultural, forestry and fishery programs	0	
89	Education at the third level; second stage II: Service and military programs	0	
92	Education at an unknown level. Level, field and programme group unknown	0	
99	Vocational training < 5 months.	0	
999	Unsuitable, unknown	0	
Sysmiss		1571	

Warning: these figures indicate the number of cases found in the data file. They cannot be interpreted as summary statistics of the population of interest.

**# v183: Income**

<b>Information</b>	[Type= discrete] [Format=numeric] [Range= 1-9] [Missing=*]
<b>Statistics [NW/ W]</b>	[Valid=2320 /-] [Invalid=342 /-]
<b>Literal question</b>	What was your estimated income (net income on the tax form) in 1971
<b>Post-question</b>	(For married respondents the sum of the spouses' net income)
<b>Concepts</b>	Labour and employment, Economics, Income, Wages

Value	Label	Cases	Percentage
1	< 10.000 kr.	298	12.8%
2	10- 19.900 kr.	338	14.6%
3	20 - 24.900 kr.	0	
4	25- 29.900 kr.	496	21.4%
5	30 - 34.900 kr.	0	
6	35- 39.900 kr.	580	25.0%
7	40 - 49.900 kr.	270	11.6%
8	50- 59.900 kr.	146	6.3%
9	60.000 kr ++	192	8.3%
Sysmiss		342	

Warning: these figures indicate the number of cases found in the data file. They cannot be interpreted as summary statistics of the population of interest.

<b># v184: Gender</b>			
<b>Information</b>	[Type= discrete] [Format=numeric] [Range= 1-2] [Missing=*]		
<b>Statistics [NW/ W]</b>	[Valid=2320 /-] [Invalid=342 /-]		
<b>Literal question</b>	Gender		
<b>Concepts</b>	Gender		
<b>Value</b>	<b>Label</b>	<b>Cases</b>	<b>Percentage</b>
1	Men	1182	50.9%
2	Women	1138	49.1%
Sysmiss		342	
<i>Warning: these figures indicate the number of cases found in the data file. They cannot be interpreted as summary statistics of the population of interest.</i>			
<b># v185: Age</b>			
<b>Information</b>	[Type= discrete] [Format=numeric] [Range= 1-5] [Missing=*]		
<b>Statistics [NW/ W]</b>	[Valid=2320 /-] [Invalid=342 /-]		
<b>Literal question</b>	Age is determined by the 25th of September 1972		
<b>Concepts</b>	Age, Age groups		
<b>Value</b>	<b>Label</b>	<b>Cases</b>	<b>Percentage</b>
0	<20	0	
1	20-24	229	9.9%
2	25-29	251	10.8%
3	30-49	806	34.7%
4	50-69	847	36.5%
5	70-79	187	8.1%
6	>79	0	
Sysmiss		342	
<i>Warning: these figures indicate the number of cases found in the data file. They cannot be interpreted as summary statistics of the population of interest.</i>			
<b># v186: Advantage EC a state? &lt;recoding 91+92&gt;</b>			
<b>Information</b>	[Type= discrete] [Format=numeric] [Range= 1-9] [Missing=*]		
<b>Statistics [NW/ W]</b>	[Valid=2303 /-] [Invalid=359 /-]		
<b>Literal question</b>	This variable is diverted from question 57 and 58. The variable expresses attitude towards the EC as a separate state formation in Western Europe, regardless of whether it is realistic or not.		
<b>Concepts</b>	Policy, Political participation, Political interest		
<b>Value</b>	<b>Label</b>	<b>Cases</b>	<b>Percentage</b>
1	Advantage	298	12.9%
2	Disadvantage	1551	67.3%
9	Don't know	454	19.7%
Sysmiss		359	
<i>Warning: these figures indicate the number of cases found in the data file. They cannot be interpreted as summary statistics of the population of interest.</i>			
<b># v187: Right and wrong EC countries</b>			
<b>Information</b>	[Type= discrete] [Format=numeric] [Range= 1-4] [Missing=*]		
<b>Statistics [NW/ W]</b>	[Valid=2320 /-] [Invalid=342 /-]		
<b>Literal question</b>	Correct and wrong on EC countries and applicant countries		
<b>Concepts</b>	Policy, Political participation, Political interest		
<b>Value</b>	<b>Label</b>	<b>Cases</b>	<b>Percentage</b>
1	Correct	940	40.5%

<b># v187: Right and wrong EC countries</b>			
<b>Value</b>	<b>Label</b>	<b>Cases</b>	<b>Percentage</b>
2	Correct, EC countries	235	10.1%
3	Correct, applicant countries	268	11.6%
4	Wrong	877	37.8%
Sysmiss		342	
<i>Warning: these figures indicate the number of cases found in the data file. They cannot be interpreted as summary statistics of the population of interest.</i>			
<b># v188: Level of education</b>			
<b>Information</b>	[Type= discrete] [Format=numeric] [Range= 1-5] [Missing=*]		
<b>Statistics [NW/ W]</b>	[Valid=2320 /-] [Invalid=342 /-]		
<b>Literal question</b>	Level of education		
<b>Concepts</b>	Educational levels		
<b>Value</b>	<b>Label</b>	<b>Cases</b>	<b>Percentage</b>
1	Primary school	1001	43.1%
2	Secondary school	687	29.6%
3	Gymnasium	431	18.6%
4	University	191	8.2%
5	Not stated	10	0.4%
Sysmiss		342	
<i>Warning: these figures indicate the number of cases found in the data file. They cannot be interpreted as summary statistics of the population of interest.</i>			
<b># v189: Income, 3 groups</b>			
<b>Information</b>	[Type= discrete] [Format=numeric] [Range= 1-3] [Missing=*]		
<b>Statistics [NW/ W]</b>	[Valid=2320 /-] [Invalid=342 /-]		
<b>Literal question</b>	Income, 3 groups		
<b>Concepts</b>	Labour and employment, Economics, Income, Wages		
<b>Value</b>	<b>Label</b>	<b>Cases</b>	<b>Percentage</b>
1	<20.000	636	27.4%
2	20-39.900	1076	46.4%
3	40.000 +	608	26.2%
Sysmiss		342	
<i>Warning: these figures indicate the number of cases found in the data file. They cannot be interpreted as summary statistics of the population of interest.</i>			
<b># v190: Participation - voting Storting election 1969</b>			
<b>Information</b>	[Type= discrete] [Format=numeric] [Range= 1-11] [Missing=*]		
<b>Statistics [NW/ W]</b>	[Valid=2320 /-] [Invalid=342 /-]		
<b>Literal question</b>	Participation - voting Storting Election 1969		
<b>Concepts</b>	Policy, Political participation, Political interest		
<b>Value</b>	<b>Label</b>	<b>Cases</b>	<b>Percentage</b>
1		979	42.2%
2		344	14.8%
3		173	7.5%
4		7	0.3%
5		240	10.3%
6		60	2.6%
7		173	7.5%

### # v190: Participation - voting Storting election 1969

Value	Label	Cases	Percentage
9		27	1.2%
10		128	5.5%
11		189	8.1%
Sysmiss		342	

Warning: these figures indicate the number of cases found in the data file. They cannot be interpreted as summary statistics of the population of interest.

### # v192: Grouping of occupations 1

<b>Information</b>	[Type= discrete] [Format=numeric] [Range= 1-8] [Missing=*]
<b>Statistics [NW/ W]</b>	[Valid=2320 /-] [Invalid=342 /-]
<b>Literal question</b>	Grouping of occupations 1
<b>Concepts</b>	Labour and employment, Economics, Income, Wages

Value	Label	Cases	Percentage
1	Self-employed in primary industry	104	4.5%
2	Self-employed, other occupations	127	5.5%
3	Employed occupation category 70-89	401	17.3%
4	Employed other occupation categories	620	26.7%
5	Pupil, students	59	2.5%
6	Pensioner, benefit recipient	349	15.0%
7	Housework at home	644	27.8%
8	Other	16	0.7%
Sysmiss		342	

Warning: these figures indicate the number of cases found in the data file. They cannot be interpreted as summary statistics of the population of interest.

### # v193: Grouping of occupations 2

<b>Information</b>	[Type= discrete] [Format=numeric] [Range= 1-6] [Missing=*]
<b>Statistics [NW/ W]</b>	[Valid=2320 /-] [Invalid=342 /-]
<b>Literal question</b>	Grouping of occupations 2
<b>Concepts</b>	Labour and employment, Economics, Income, Wages

Value	Label	Cases	Percentage
1	Self-employed in primary industry	218	9.4%
2	Self-employed, other occupations	225	9.7%
3	Employed occupation category 70-89	739	31.9%
4	Employed other occupation categories	1021	44.0%
5	Pupil, students	56	2.4%
6	Other	61	2.6%
Sysmiss		342	

Warning: these figures indicate the number of cases found in the data file. They cannot be interpreted as summary statistics of the population of interest.

### # v194: Arguments against EC - recoded

<b>Information</b>	[Type= discrete] [Format=numeric] [Range= 1-9] [Missing=*]
<b>Statistics [NW/ W]</b>	[Valid=2287 /-] [Invalid=375 /-]
<b>Literal question</b>	Arguments against EC - recoded
<b>Concepts</b>	Policy, Political participation, Political interest

Value	Label	Cases	Percentage
1	Autonomy	603	26.4%

**# v194: Arguments against EC - recoded**

Value	Label	Cases	Percentage
2	Political arguments	136	5.9%
3	Fishery and agriculture	207	9.1%
4	Foreigners in Norway	167	7.3%
5	Social security and social welfare	0	
6	Status quo	85	3.7%
7	Other arguments	131	5.7%
8	No arguments	424	18.5%
9	Don't know	534	23.3%
Sysmiss		375	

Warning: these figures indicate the number of cases found in the data file. They cannot be interpreted as summary statistics of the population of interest.

**# v195: Arguments for EC - recoded**

<b>Information</b>	[Type= discrete] [Format=numeric] [Range= 1-9] [Missing=*]
<b>Statistics [NW/ W]</b>	[Valid=1523 /-] [Invalid=1139 /-]
<b>Literal question</b>	Arguments for EC - recoded
<b>Concepts</b>	Policy, Political participation, Political interest

Value	Label	Cases	Percentage
1	Peace and cooperation	256	16.8%
2	Co-determination	213	14.0%
3	Security and defense	42	2.8%
4	Good deals	49	3.2%
5	Environmental protection	0	
6	Other arguments	43	2.8%
7	Not stated	6	0.4%
8	No arguments	345	22.7%
9	Don't know	569	37.4%
Sysmiss		1139	

Warning: these figures indicate the number of cases found in the data file. They cannot be interpreted as summary statistics of the population of interest.

**# v196: Part of country**

<b>Information</b>	[Type= discrete] [Format=numeric] [Range= 1-4] [Missing=*]
<b>Statistics [NW/ W]</b>	[Valid=2320 /-] [Invalid=342 /-]
<b>Literal question</b>	Part of country
<b>Concepts</b>	Place of residence, Human settlement

Value	Label	Cases	Percentage
1	Østlandet	612	26.4%
2	Oslofjordfylkene	517	22.3%
3	Sør/Vestlandet	714	30.8%
4	Trøndelag/Nord-Norge	477	20.6%
Sysmiss		342	

Warning: these figures indicate the number of cases found in the data file. They cannot be interpreted as summary statistics of the population of interest.

**# v199: Would participate in the referendum? Part 1**

<b>Information</b>	[Type= discrete] [Format=numeric] [Range= 1-3] [Missing=*]
<b>Statistics [NW/ W]</b>	[Valid=1171 /-] [Invalid=1491 /-]
<b>Literal question</b>	Would participate in the referendum? Part 1

<b># v199: Would participate in the referendum? Part 1</b>			
<b>Concepts</b>		Policy, Political participation, Political interest	
<b>Value</b>	<b>Label</b>	<b>Cases</b>	<b>Percentage</b>
1	Would vote	1017	86.8%
2	Would not vote	70	6.0%
3	Don't know	84	7.2%
Sysmiss		1491	
<i>Warning: these figures indicate the number of cases found in the data file. They cannot be interpreted as summary statistics of the population of interest.</i>			
<b># v200: Would vote yes-no? Part 1</b>			
<b>Information</b>		[Type= discrete] [Format=numeric] [Range= 1-4] [Missing=*]	
<b>Statistics [NW/ W]</b>		[Valid=1017 /-] [Invalid=1645 /-]	
<b>Literal question</b>		Would vote yes-no? Part 1	
<b>Concepts</b>		Policy, Political participation, Political interest	
<b>Value</b>	<b>Label</b>	<b>Cases</b>	<b>Percentage</b>
1	Would vote yes	450	44.2%
2	Would vote no	503	49.5%
3	Haven't taken a stand	56	5.5%
4	Refuses	8	0.8%
Sysmiss		1645	
<i>Warning: these figures indicate the number of cases found in the data file. They cannot be interpreted as summary statistics of the population of interest.</i>			
<b># v201: Project nr. Storting 73</b>			
<b>Information</b>		[Type= discrete] [Format=numeric] [Range= 62-62] [Missing=*]	
<b>Statistics [NW/ W]</b>		[Valid=2389 /-] [Invalid=273 /-]	
<b>Literal question</b>		Project nr. Storting 73	
<b>Concepts</b>		Data	
<b>Value</b>	<b>Label</b>	<b>Cases</b>	<b>Percentage</b>
62		2389	100.0%
Sysmiss		273	
<i>Warning: these figures indicate the number of cases found in the data file. They cannot be interpreted as summary statistics of the population of interest.</i>			
<b># v205: Municipal type</b>			
<b>Information</b>		[Type= discrete] [Format=numeric] [Range= 1-9] [Missing=*]	
<b>Statistics [NW/ W]</b>		[Valid=2389 /-] [Invalid=273 /-]	
<b>Literal question</b>		Municipal type	
<b>Concepts</b>		Place of residence, Human settlement	
<b>Value</b>	<b>Label</b>	<b>Cases</b>	<b>Percentage</b>
1	Agriculture municipalities	147	6.2%
2	Less central, mixed agriculture and manufacturing municipalities	224	9.4%
3	Central, mixed agriculture and manufacturing municipalities	162	6.8%
4	Fishery municipalities	97	4.1%
5	Mixed fishery and manufacturing municipalities	108	4.5%
6	Less central manufacturing municipalities	333	13.9%
7	Central manufacturing municipalities	783	32.8%
8	Mixed service industry and manufacturing municipalities	413	17.3%
9	Other service industry municipalities	122	5.1%



<b># v205: Municipal type</b>			
<b>Value</b>	<b>Label</b>	<b>Cases</b>	<b>Percentage</b>
Systemmiss		273	
<i>Warning: these figures indicate the number of cases found in the data file. They cannot be interpreted as summary statistics of the population of interest.</i>			
<b># v206: IO nr.</b>			
<b>Information</b>	[Type= continuous] [Format=numeric] [Range= 1-303] [Missing=*]		
<b>Statistics [NW/ W]</b>	[Valid=2389 /-] [Invalid=273 /-]		
<b>Literal question</b>	Respondent nr.		
<b>Concepts</b>	Data		
<b># v210: EC survey code</b>			
<b>Information</b>	[Type= discrete] [Format=numeric] [Range= 11-13] [Missing=*]		
<b>Statistics [NW/ W]</b>	[Valid=2389 /-] [Invalid=273 /-]		
<b>Literal question</b>	EC survey code		
<b>Concepts</b>	Policy, Political participation, Political interest		
<b>Value</b>	<b>Label</b>	<b>Cases</b>	<b>Percentage</b>
11		2052	85.9%
12		269	11.3%
13		68	2.8%
Systemmiss		273	
<i>Warning: these figures indicate the number of cases found in the data file. They cannot be interpreted as summary statistics of the population of interest.</i>			
<b># v212: Municipalities according to no &lt;deciles&gt;</b>			
<b>Information</b>	[Type= discrete] [Format=numeric] [Range= 1-10] [Missing=*]		
<b>Statistics [NW/ W]</b>	[Valid=2389 /-] [Invalid=273 /-]		
<b>Literal question</b>	Municipalities after no <deciles>		
<b>Concepts</b>	Place of residence, Human settlement		
<b>Value</b>	<b>Label</b>	<b>Cases</b>	<b>Percentage</b>
1		768	32.1%
2		397	16.6%
3		272	11.4%
4		249	10.4%
5		182	7.6%
6		136	5.7%
7		93	3.9%
8		144	6.0%
9		66	2.8%
10		82	3.4%
Systemmiss		273	
<i>Warning: these figures indicate the number of cases found in the data file. They cannot be interpreted as summary statistics of the population of interest.</i>			
<b># v214: Municipalities according to increasing no &lt;</b>			
<b>Information</b>	[Type= discrete] [Format=numeric] [Range= 1-12] [Missing=*]		
<b>Statistics [NW/ W]</b>	[Valid=2389 /-] [Invalid=273 /-]		
<b>Literal question</b>	Municipalities after increasing no <		
<b>Concepts</b>	Place of residence, Human settlement		

### # v214: Municipalities scording to increasing no <

Value	Label	Cases	Percentage
1		396	16.6%
2		41	1.7%
3		313	13.1%
4		133	5.6%
5		282	11.8%
6		229	9.6%
7		314	13.1%
8		257	10.8%
9		142	5.9%
10		165	6.9%
11		97	4.1%
12		20	0.8%
Sysmiss		273	

Warning: these figures indicate the number of cases found in the data file. They cannot be interpreted as summary statistics of the population of interest.

### # v216: Year of birth

<b>Information</b>	[Type= continuous] [Format=numeric] [Range= 1-99] [Missing=*]
<b>Statistics [NW/ W]</b>	[Valid=2366 /-] [Invalid=296 /-]
<b>Literal question</b>	Year of birth
<b>Concepts</b>	Age, Age groups

### # v220: 3 figures in social security nr.

<b>Information</b>	[Type= continuous] [Format=numeric] [Range= 1-9] [Missing=*]
<b>Statistics [NW/ W]</b>	[Valid=2146 /-] [Invalid=516 /-]
<b>Literal question</b>	Three numbers in social security nr.
<b>Concepts</b>	Data

### # v223: Densely - sparsely populated

<b>Information</b>	[Type= discrete] [Format=numeric] [Range= 1-2] [Missing=*]
<b>Statistics [NW/ W]</b>	[Valid=2389 /-] [Invalid=273 /-]
<b>Literal question</b>	Based on the guidelines of the instructions, it should be stated whether the respondent lives in a densely or sparsely populated area.
<b>Concepts</b>	Place of residence, Human settlement

Value	Label	Cases	Percentage
1	Densely	1479	61.9%
2	Sparsely	910	38.1%
Sysmiss		273	

Warning: these figures indicate the number of cases found in the data file. They cannot be interpreted as summary statistics of the population of interest.

### # v224: Interview time in minutes

<b>Information</b>	[Type= continuous] [Format=numeric] [Range= 5-90] [Missing=*]
<b>Statistics [NW/ W]</b>	[Valid=2226 /-] [Invalid=436 /-]
<b>Literal question</b>	Interview time in minutes
<b>Concepts</b>	Data

<b># v226: Number of times visited</b>			
<b>Information</b>	[Type= continuous] [Format=numeric] [Range= 1-7] [Missing=*]		
<b>Statistics [NW/ W]</b>	[Valid=2204 /-] [Invalid=458 /-]		
<b>Literal question</b>	Number of times visited		
<b>Concepts</b>	Data		
<b># v227: Marital status</b>			
<b>Information</b>	[Type= discrete] [Format=numeric] [Range= 1-3] [Missing=*]		
<b>Statistics [NW/ W]</b>	[Valid=2389 /-] [Invalid=273 /-]		
<b>Literal question</b>	Are you unmarried, married or previously married?		
<b>Post-question</b>	(Separated persons are to be counted as previously married).		
<b>Concepts</b>	Marital status		
<b>Value</b>	<b>Label</b>	<b>Cases</b>	<b>Percentage</b>
1	Unmarried	369	15.4%
2	Married	1821	76.2%
3	Previously married	199	8.3%
Sysmiss		273	
<i>Warning: these figures indicate the number of cases found in the data file. They cannot be interpreted as summary statistics of the population of interest.</i>			
<b># v228: Income-producing work</b>			
<b>Information</b>	[Type= discrete] [Format=numeric] [Range= 1-2] [Missing=*]		
<b>Statistics [NW/ W]</b>	[Valid=2389 /-] [Invalid=273 /-]		
<b>Literal question</b>	Do you yourself have income-producing work as your main source of subsistence?		
<b>Post-question</b>	(If the respondent is a draftee, the situation before being drafted is to be stated).		
<b>Concepts</b>	Labour and employment, Economics, Income, Wages		
<b>Value</b>	<b>Label</b>	<b>Cases</b>	<b>Percentage</b>
1	Yes	1263	52.9%
2	No	1126	47.1%
Sysmiss		273	
<i>Warning: these figures indicate the number of cases found in the data file. They cannot be interpreted as summary statistics of the population of interest.</i>			
<b># v229: SSB industry code</b>			
<b>Information</b>	[Type= discrete] [Format=numeric] [Range= 11-95] [Missing=*]		
<b>Statistics [NW/ W]</b>	[Valid=1260 /-] [Invalid=1402 /-]		
<b>Literal question</b>	Where do you work? What type of industry is this? (Industry)		
<b>Concepts</b>	Labour and employment, Economics, Income, Wages		
<b>Value</b>	<b>Label</b>	<b>Cases</b>	<b>Percentage</b>
11	Agriculture and hunting	107	8.5%
12	Forestry and logging	11	0.9%
13	Fishing, sealing and whaling	29	2.3%
21	Coal mining	1	0.1%
22	Crude petroleum and natural gas production	0	
23	Metal ore mining	9	0.7%
29	Other mining	3	0.2%
31	Manufacture of food, beverages and tobacco	46	3.7%

### # v229: SSB industry code

Value	Label	Cases	Percentage
32	Manufacture of textiles, wearing apparel, leather and leather products	30	2.4%
33	Manufacture of wood and wood products, including furniture	27	2.1%
34	Manufacture of paper and paper products; printing and publishing	28	2.2%
35	Manufacture of chemicals and of chemical petroleum, coal, rubber and plastic products	51	4.0%
36	Manufacture of mineral products	12	1.0%
37	Manufacture of basic metals	39	3.1%
38	Manufacture of fabricated metal products, machinery and equipment	102	8.1%
39	Other manufacturing industries	8	0.6%
41	Electricity, gas and water supply	15	1.2%
42	Water supply	0	
50	Construction	118	9.4%
61	Wholesale trade and commission broking	53	4.2%
62	Retail trade	105	8.3%
63	Operation of hotels and restaurants	21	1.7%
71	Transport and storage	81	6.4%
72	Communication	28	2.2%
81	Financial institutions	18	1.4%
82	Insurance	5	0.4%
83	Real estate and business services	21	1.7%
91	Public administration and defence	86	6.8%
92	Sanitary and similar services	5	0.4%
93	Social and related community services	158	12.5%
94	Recreation and cultural services	7	0.6%
95	Personal and household services	36	2.9%
Sysmiss		1402	

Warning: these figures indicate the number of cases found in the data file. They cannot be interpreted as summary statistics of the population of interest.

### # v231: SSB occupational code

<b>Information</b>	[Type= discrete] [Format=numeric] [Range= -2-99] [Missing=*]
<b>Statistics [NW/ W]</b>	[Valid=1195 /-] [Invalid=1467 /-]
<b>Literal question</b>	What is your main occupation?
<b>Concepts</b>	Labour and employment, Economics, Income, Wages

Value	Label	Cases	Percentage
-2		6	0.5%
-1		10	0.8%
1	Chemical and physical work	4	0.3%
2	Biological work	10	0.8%
3	Medical work	6	0.5%
4	Nursing work	37	3.1%
5	Other professional health and medical work	4	0.3%
6	Teaching work	57	4.8%
7	Religious work	1	0.1%
8	Juridical work	3	0.3%
9	Literary and artistic work	7	0.6%

**# v231: SSB occupational code**

Value	Label	Cases	Percentage
10	Public administration	24	2.0%
11	Other administrative work	52	4.4%
20	Book-keeping and cashier work	27	2.3%
21	Stenography and typing	17	1.4%
29	Other clerical work	62	5.2%
30	Working proprietors	11	0.9%
31	Real-estate-, service- and insurance salesmen etc.	3	0.3%
32	Commercial travellers and agents	12	1.0%
33	Other sales work	75	6.3%
40	Farmers, forest owners etc.	87	7.3%
41	Farm workers	23	1.9%
43	Fishermen, whalers and sealers	28	2.3%
44	Forestry work	3	0.3%
50	Mining and quarrying work	6	0.5%
51	Well drillers and related workers	0	
59		2	0.2%
60	Ship's officer work	12	1.0%
61	Deck and engine-room crew work	3	0.3%
63	Railway engine work	4	0.3%
64	Road transport work	48	4.0%
65	Conductor and traffic assistant work	8	0.7%
66	Traffic controlling work	4	0.3%
67	Postal and telecommunication work	14	1.2%
68	Postal and other messenger work	6	0.5%
69	Other transport- and communication work	6	0.5%
70	Textile work	5	0.4%
71	Cutter and seam work	15	1.3%
72	Shoemaking and leather work	5	0.4%
73	Smelting, metallurgical and foundry work	15	1.3%
74	Precision mechanic work	5	0.4%
75	Iron and metal ware work	102	8.5%
76	Electrical work	39	3.3%
77	Wood work	66	5.5%
78	Painting and paperhanging work	13	1.1%
79	Other construction work	29	2.4%
80	Graphic work	11	0.9%
81		1	0.1%
82	Food industry work	24	2.0%
83	Chemical work	18	1.5%
84	Tobacco work	1	0.1%
85	Other manufacturing work	11	0.9%
86	Packing work	6	0.5%
87	Machine and motorpower work	29	2.4%
88	Dock and warehouse work	22	1.8%
89	Labourers not elsewhere classified	4	0.3%

<b># v231: SSB occupational code</b>			
<b>Value</b>	<b>Label</b>	<b>Cases</b>	<b>Percentage</b>
90	Public safety, prevention and protection work	10	0.8%
91	Domestic work, doorman work and related	32	2.7%
92	Serving work	8	0.7%
93	Building, caretaking and cleaning work	26	2.2%
94	Hygiene and beauty treatment	4	0.3%
95	Laundry and dry-cleaning work	7	0.6%
97		1	0.1%
99	Other service work	4	0.3%
Sysmiss		1467	
<i>Warning: these figures indicate the number of cases found in the data file. They cannot be interpreted as summary statistics of the population of interest.</i>			
<b># v233: Employed, self-employed without hired help, self-employed with hired help</b>			
<b>Information</b>	[Type= discrete] [Format=numeric] [Range= 1-3] [Missing=*]		
<b>Statistics [NW/ W]</b>	[Valid=1261 /-] [Invalid=1401 /-]		
<b>Literal question</b>	Are you, in your main occupation, employed, self-employed without hired help or self-employed with hired help?		
<b>Post-question</b>	(Family members without a fixed salary are grouped as employed).		
<b>Concepts</b>	Labour and employment, Economics, Income, Wages		
<b>Value</b>	<b>Label</b>	<b>Cases</b>	<b>Percentage</b>
1	Employed	1048	83.1%
2	Self-employed without hired help	154	12.2%
3	Self-employed with hired help	59	4.7%
Sysmiss		1401	
<i>Warning: these figures indicate the number of cases found in the data file. They cannot be interpreted as summary statistics of the population of interest.</i>			
<b># v234: Source of subsistence</b>			
<b>Information</b>	[Type= discrete] [Format=numeric] [Range= 1-4] [Missing=*]		
<b>Statistics [NW/ W]</b>	[Valid=1125 /-] [Invalid=1537 /-]		
<b>Literal question</b>	What is your most important task or source of subsistence? (Disabled are grouped as pensioner, benefit receiver).		
<b>Concepts</b>	Labour and employment, Economics, Income, Wages		
<b>Value</b>	<b>Label</b>	<b>Cases</b>	<b>Percentage</b>
1	Pupil, student	77	6.8%
2	Pensioner, benefit receiver	374	33.2%
3	Housework at home	649	57.7%
4	Other	25	2.2%
Sysmiss		1537	
<i>Warning: these figures indicate the number of cases found in the data file. They cannot be interpreted as summary statistics of the population of interest.</i>			
<b># v235: Income-producing work?</b>			
<b>Information</b>	[Type= discrete] [Format=numeric] [Range= 1-2] [Missing=*]		
<b>Statistics [NW/ W]</b>	[Valid=375 /-] [Invalid=2287 /-]		
<b>Literal question</b>	Did you yourself have income-producing work until the time when you started receiving pension/benefits?		
<b>Concepts</b>	Labour and employment, Economics, Income, Wages		
<b>Value</b>	<b>Label</b>	<b>Cases</b>	<b>Percentage</b>
1	Yes	244	65.1%
2	No	131	34.9%

### # v235: Income-producing work?

Value	Label	Cases	Percentage
Sysmiss		2287	

*Warning: these figures indicate the number of cases found in the data file. They cannot be interpreted as summary statistics of the population of interest.*

### # v236: SSB industry code

<b>Information</b>	[Type= discrete] [Format=numeric] [Range= 11-95] [Missing=*]
<b>Statistics [NW/ W]</b>	[Valid=242 /-] [Invalid=2420 /-]
<b>Literal question</b>	What was your last place of employment?  What type of business was it? (Type of business, industry)
<b>Concepts</b>	Labour and employment, Economics, Income, Wages

Value	Label	Cases	Percentage
11	Agriculture and hunting	39	16.1%
12	Forestry and logging	10	4.1%
13	Fishing, sealing and whaling	15	6.2%
21	Coal mining	0	
22	Crude petroleum and natural gas production	0	
23	Metal ore mining	3	1.2%
29	Other mining	0	
31	Manufacture of food, beverages and tobacco	8	3.3%
32	Manufacture of textiles, wearing apparel, leather and leather products	7	2.9%
33	Manufacture of wood and wood products, including furniture	5	2.1%
34	Manufacture of paper and paper products; printing and publishing	8	3.3%
35	Manufacture of chemicals and of chemical petroleum, coal, rubber and plastic products	5	2.1%
36	Manufacture of mineral products	1	0.4%
37	Manufacture of basic metals	4	1.7%
38	Manufacture of fabricated metal products, machinery and equipment	13	5.4%
39	Other manufacturing industries	2	0.8%
41	Electricity, gas and water supply	3	1.2%
42	Water supply	0	
50	Construction	29	12.0%
61	Wholesale trade and commission broking	1	0.4%
62	Retail trade	22	9.1%
63	Operation of hotels and restaurants	5	2.1%
71	Transport and storage	17	7.0%
72	Communication	4	1.7%
81	Financial institutions	2	0.8%
82	Insurance	1	0.4%
83	Real estate and business services	2	0.8%
91	Public administration and defence	7	2.9%
92	Sanitary and similar services	2	0.8%
93	Social and related community services	24	9.9%
94	Recreation and cultural services	0	
95	Personal and household services	3	1.2%
Sysmiss		2420	

*Warning: these figures indicate the number of cases found in the data file. They cannot be interpreted as summary statistics of the population of interest.*

# v238: SSB occupational code			
Information	[Type= discrete] [Format=numeric] [Range= -2-99] [Missing=*]		
Statistics [NW/ W]	[Valid=244 /-] [Invalid=2418 /-]		
Literal question	What was your main occupation?		
Concepts	Labour and employment, Economics, Income, Wages		
Value	Label	Cases	Percentage
-2		3	1.2%
-1		2	0.8%
1	Chemical and physical work	1	0.4%
2	Biological work	0	
3	Medical work	1	0.4%
4	Nursing work	4	1.6%
5	Other professional health and medical work	1	0.4%
6	Teaching work	13	5.3%
7	Religious work	0	
8	Juridical work	0	
9	Literary and artistic work	1	0.4%
10	Public administration	2	0.8%
11	Other administrative work	5	2.0%
20	Book-keeping and cashier work	5	2.0%
21	Stenography and typing	0	
29	Other clerical work	9	3.7%
30	Working proprietors	5	2.0%
31	Real-estate-, service- and insurance salesmen etc.	0	
32	Commercial travellers and agents	0	
33	Other sales work	11	4.5%
40	Farmers, forest owners etc.	25	10.2%
41	Farm workers	12	4.9%
43	Fishermen, whalers and sealers	14	5.7%
44	Forestry work	9	3.7%
50	Mining and quarrying work	2	0.8%
51	Well drillers and related workers	0	
60	Ship's officer work	2	0.8%
61	Deck and engine-room crew work	2	0.8%
63	Railway engine work	1	0.4%
64	Road transport work	6	2.5%
65	Conductor and traffic assistant work	1	0.4%
66	Traffic controlling work	1	0.4%
67	Postal and telecommunication work	3	1.2%
68	Postal and other messenger work	1	0.4%
69	Other transport- and communication work	4	1.6%
70	Textile work	2	0.8%
71	Cutter and seam work	3	1.2%
72	Shoemaking and leather work	0	
73	Smelting, metallurgical and foundry work	3	1.2%
74	Precision mechanic work	1	0.4%



<b># v238: SSB occupational code</b>			
<b>Value</b>	<b>Label</b>	<b>Cases</b>	<b>Percentage</b>
75	Iron and metal ware work	9	3.7%
76	Electrical work	4	1.6%
77	Wood work	15	6.1%
78	Painting and paperhanging work	4	1.6%
79	Other construction work	15	6.1%
80	Graphic work	1	0.4%
81		1	0.4%
82	Food industry work	4	1.6%
83	Chemical work	1	0.4%
84	Tobacco work	0	
85	Other manufacturing work	1	0.4%
86	Packing work	3	1.2%
87	Machine and motorpower work	2	0.8%
88	Dock and warehouse work	2	0.8%
89	Labourers not elsewhere classified	3	1.2%
90	Public safety, prevention and protection work	1	0.4%
91	Domestic work, doorman work and related	11	4.5%
92	Serving work	1	0.4%
93	Building, caretaking and cleaning work	6	2.5%
94	Hygiene and beauty treatment	1	0.4%
95	Laundry and dry-cleaning work	3	1.2%
99	Other service work	1	0.4%
Sysmiss		2418	
<i>Warning: these figures indicate the number of cases found in the data file. They cannot be interpreted as summary statistics of the population of interest.</i>			
<b># v240: Employed, self-employed without hired help, self-employed with hired help</b>			
<b>Information</b>	[Type= discrete] [Format=numeric] [Range= 1-3] [Missing=*]		
<b>Statistics [NW/ W]</b>	[Valid=244 /-] [Invalid=2418 /-]		
<b>Literal question</b>	Were you, in your main occupation, employed, self-employed without hired help or self-employed with hired help?		
<b>Concepts</b>	Labour and employment, Economics, Income, Wages		
<b>Value</b>	<b>Label</b>	<b>Cases</b>	<b>Percentage</b>
1	Employed	180	73.8%
2	Self-employed without hired help	48	19.7%
3	Self-employed with hired help	16	6.6%
Sysmiss		2418	
<i>Warning: these figures indicate the number of cases found in the data file. They cannot be interpreted as summary statistics of the population of interest.</i>			
<b># v241: Spouse - income-producing work?</b>			
<b>Information</b>	[Type= discrete] [Format=numeric] [Range= 1-2] [Missing=*]		
<b>Statistics [NW/ W]</b>	[Valid=796 /-] [Invalid=1866 /-]		
<b>Literal question</b>	Does your spouse have/did your spouse have income-producing work as the most important source of subsistence?		
<b>Concepts</b>	Labour and employment, Economics, Income, Wages, Marital status, Spouses, Married women, Married men		
<b>Value</b>	<b>Label</b>	<b>Cases</b>	<b>Percentage</b>
1	Yes	666	83.7%
2	No	130	16.3%

<b># v241: Spouse - income-producing work?</b>			
<b>Value</b>	<b>Label</b>	<b>Cases</b>	<b>Percentage</b>
Sysmiss		1866	
<i>Warning: these figures indicate the number of cases found in the data file. They cannot be interpreted as summary statistics of the population of interest.</i>			
<b># v242: Spouse's source of subsistence?</b>			
<b>Information</b>	[Type= discrete] [Format=numeric] [Range= 1-4] [Missing=*]		
<b>Statistics [NW/ W]</b>	[Valid=130 /-] [Invalid=2532 /-]		
<b>Literal question</b>	What is/was your spouse's most important task or source of subsistence?		
<b>Post-question</b>	(Disabled is grouped as pensioner, benefit receiver)		
<b>Concepts</b>	Labour and employment, Economics, Income, Wages, Marital status, Spouses, Married women, Married men		
<b>Value</b>	<b>Label</b>	<b>Cases</b>	<b>Percentage</b>
1	Pupil, student	12	9.2%
2	Pensioner, benefit receiver	98	75.4%
3	Housework at home	16	12.3%
4	Other	4	3.1%
Sysmiss		2532	
<i>Warning: these figures indicate the number of cases found in the data file. They cannot be interpreted as summary statistics of the population of interest.</i>			
<b># v243: SSB industry code</b>			
<b>Information</b>	[Type= discrete] [Format=numeric] [Range= 11-95] [Missing=*]		
<b>Statistics [NW/ W]</b>	[Valid=749 /-] [Invalid=1913 /-]		
<b>Literal question</b>	Where does/Where did your spouse work? (If the spouse is/was a pensioner og receiver of benefits, state the last place of work).		
	What type of business is/was it (Industry)		
<b>Concepts</b>	Labour and employment, Economics, Income, Wages		
<b>Value</b>	<b>Label</b>	<b>Cases</b>	<b>Percentage</b>
11	Agriculture and hunting	87	11.6%
12	Forestry and logging	10	1.3%
13	Fishing, sealing and whaling	21	2.8%
21	Coal mining	1	0.1%
22	Crude petroleum and natural gas production	1	0.1%
23	Metal ore mining	4	0.5%
29	Other mining	1	0.1%
31	Manufacture of food, beverages and tobacco	28	3.7%
32	Manufacture of textiles, wearing apparel, leather and leather products	8	1.1%
33	Manufacture of wood and wood products, including furniture	26	3.5%
34	Manufacture of paper and paper products; printing and publishing	18	2.4%
35	Manufacture of chemicals and of chemical peteroleum, coal, rubber and plastic products	26	3.5%
36	Manufacture of mineral products	7	0.9%
37	Manufacture of basic metals	18	2.4%
38	Manufacture of fabricated metal products, machinery and equipment	70	9.3%
39	Other manufacturing industries	1	0.1%
41	Electricity, gas and water supply	12	1.6%
42	Water supply	0	

### # v243: SSB industry code

Value	Label	Cases	Percentage
50	Construction	108	14.4%
61	Wholesale trade and commission broking	31	4.1%
62	Retail trade	36	4.8%
63	Operation of hotels and restaurants	6	0.8%
71	Transport and storage	90	12.0%
72	Communication	10	1.3%
81	Financial institutions	4	0.5%
82	Insurance	3	0.4%
83	Real estate and business services	6	0.8%
91	Public administration and defence	48	6.4%
92	Sanitary and similar services	2	0.3%
93	Social and related community services	43	5.7%
94	Recreation and cultural services	6	0.8%
95	Personal and household services	17	2.3%
Sysmiss		1913	

*Warning: these figures indicate the number of cases found in the data file. They cannot be interpreted as summary statistics of the population of interest.*

### # v245: SSB occupational code

<b>Information</b>	[Type= discrete] [Format=numeric] [Range= -2-96] [Missing=*]
<b>Statistics [NW/ W]</b>	[Valid=726 /-] [Invalid=1936 /-]
<b>Literal question</b>	What is/was your spouse's main occupation?
<b>Concepts</b>	Labour and employment, Economics, Income, Wages

Value	Label	Cases	Percentage
-2		14	1.9%
-1		9	1.2%
1	Chemical and physical work	3	0.4%
2	Biological work	2	0.3%
3	Medical work	5	0.7%
4	Nursing work	2	0.3%
5	Other professional health and medical work	1	0.1%
6	Teaching work	23	3.2%
7	Religious work	3	0.4%
8	Juridical work	5	0.7%
9	Literary and artistic work	3	0.4%
10	Public administration	9	1.2%
11	Other administrative work	26	3.6%
20	Book-keeping and cashier work	5	0.7%
21	Stenography and typing	2	0.3%
29	Other clerical work	19	2.6%
30	Working proprietors	8	1.1%
31	Real-estate-, service- and insurance salesmen etc.	3	0.4%
32	Commercial travellers and agents	7	1.0%
33	Other sales work	29	4.0%
40	Farmers, forest owners etc.	80	11.0%
41	Farm workers	12	1.7%

**# v245: SSB occupational code**

Value	Label	Cases	Percentage
43	Fishermen, whalers and sealers	20	2.8%
44	Forestry work	5	0.7%
50	Mining and quarrying work	5	0.7%
51	Well drillers and related workers	2	0.3%
60	Ship's officer work	19	2.6%
61	Deck and engine-room crew work	7	1.0%
63	Railway engine work	1	0.1%
64	Road transport work	44	6.1%
65	Conductor and traffic assistant work	6	0.8%
66	Traffic controlling work	7	1.0%
67	Postal and telecommunication work	4	0.6%
68	Postal and other messenger work	3	0.4%
69	Other transport- and communication work	9	1.2%
70	Textile work	3	0.4%
71	Cutter and seam work	1	0.1%
72	Shoemaking and leather work	1	0.1%
73	Smelting, metallurgical and foundry work	8	1.1%
74	Precision mechanic work	2	0.3%
75	Iron and metal ware work	78	10.7%
76	Electrical work	18	2.5%
77	Wood work	60	8.3%
78	Painting and paperhanging work	11	1.5%
79	Other construction work	37	5.1%
80	Graphic work	4	0.6%
81		3	0.4%
82	Food industry work	16	2.2%
83	Chemical work	10	1.4%
84	Tobacco work	0	
85	Other manufacturing work	8	1.1%
86	Packing work	3	0.4%
87	Machine and motorpower work	17	2.3%
88	Dock and warehouse work	11	1.5%
89	Labourers not elsewhere classified	1	0.1%
90	Public safety, prevention and protection work	14	1.9%
91	Domestic work, doorman work and related	5	0.7%
92	Serving work	0	
93	Building, caretaking and cleaning work	7	1.0%
94	Hygiene and beauty treatment	4	0.6%
95	Laundry and dry-cleaning work	1	0.1%
96		1	0.1%
99	Other service work	0	
Sysmiss		1936	

*Warning: these figures indicate the number of cases found in the data file. They cannot be interpreted as summary statistics of the population of interest.*

**# v247: Employed, self-employed without hired help, self-employed with hired help**

<b>Information</b>	[Type= discrete] [Format=numeric] [Range= 1-3] [Missing=*]
--------------------	--

<b># v247: Employed, self-employed without hired help, self-employed with hired help</b>			
<b>Statistics [NW/ W]</b>	[Valid=753 /-] [Invalid=1909 /-]		
<b>Literal question</b>	Is/was your spouse in his/her main occupation employed, self-employed without hired help or self-employed with hired help?		
<b>Concepts</b>	Labour and employment, Economics, Income, Wages		
<b>Value</b>	<b>Label</b>	<b>Cases</b>	<b>Percentage</b>
1	Pupil, student	574	76.2%
2	Pensioner, benefit receiver	121	16.1%
3	Housework at home	58	7.7%
4	Other	0	
Systemmiss		1909	
<i>Warning: these figures indicate the number of cases found in the data file. They cannot be interpreted as summary statistics of the population of interest.</i>			
<b># v248: Income</b>			
<b>Information</b>	[Type= discrete] [Format=numeric] [Range= 1-9] [Missing=*]		
<b>Statistics [NW/ W]</b>	[Valid=2276 /-] [Invalid=386 /-]		
<b>Pre-question</b>	(Show card).		
<b>Literal question</b>	What was your and your spouse's estimated income in 1972?		
<b>Interviewer's instructions</b>	<p>NB: For married respondents the sum of the spouse's income should be stated.  Estimated income = total income minus tax-free deductions, but before the tax is deducted.  Question 20 is also asked to persons who haven't filed their own tax form, for example students, pupils etc.  For persons who possibly didn't have any income in 1972, the question might be phrased like this: "Did you have any income in 1972, and if so: What was the estimated income etc."</p>		
<b>Concepts</b>	Labour and employment, Economics, Income, Wages		
<b>Value</b>	<b>Label</b>	<b>Cases</b>	<b>Percentage</b>
1	< 10.000 kr.	187	8.2%
2	10- 19.900 kr.	318	14.0%
3	20 - 24.900 kr.	177	7.8%
4	25- 29.900 kr.	183	8.0%
5	30 - 34.900 kr.	267	11.7%
6	35- 39.900 kr.	310	13.6%
7	40 - 49.900 kr.	342	15.0%
8	50- 59.900 kr.	207	9.1%
9	60.000 kr ++	285	12.5%
Systemmiss		386	
<i>Warning: these figures indicate the number of cases found in the data file. They cannot be interpreted as summary statistics of the population of interest.</i>			
<b># v249: General education</b>			
<b>Information</b>	[Type= discrete] [Format=numeric] [Range= 1-9] [Missing=*]		
<b>Statistics [NW/ W]</b>	[Valid=2389 /-] [Invalid=273 /-]		
<b>Literal question</b>	What general education have you completed?		
<b>Concepts</b>	Educational levels, Educational systems and institutions, Educational systems, Women's education, Lifelong education, State education, Private education, Primary education, Secondary education, Tertiary education		
<b>Value</b>	<b>Label</b>	<b>Cases</b>	<b>Percentage</b>
1	7-year primary school; lower stage	1158	48.5%
2	One-year course continuation school	326	13.6%
3	Two-year course continuation school	65	2.7%
4	9-year primary and lower secondary school	61	2.6%
5	Folk high school, 1 year	135	5.7%

<b># v249: General education</b>			
<b>Value</b>	<b>Label</b>	<b>Cases</b>	<b>Percentage</b>
6	Secondary general school, lower stage/Middle school	319	13.4%
7	Folk high school, 2 years	33	1.4%
8	Education at the second level	277	11.6%
9	Education at unknown level	15	0.6%
Sysmiss		273	
<i>Warning: these figures indicate the number of cases found in the data file. They cannot be interpreted as summary statistics of the population of interest.</i>			
<b># v250: Other education - of at least 5 months duration</b>			
<b>Information</b>	[Type= discrete] [Format=numeric] [Range= 1-3] [Missing=*]		
<b>Statistics [NW/ W]</b>	[Valid=2388 /-] [Invalid=274 /-]		
<b>Literal question</b>	Have you completed some other form of education where the schooling or studies have lasted for at least 5 months?		
<b>Post-question</b>	(Apprenticeship, work experience period is not to be included).		
<b>Concepts</b>	Educational levels, Educational systems and institutions, Educational systems, Women's education, Lifelong education, State education, Private education, Primary education, Secondary education, Tertiary education		
<b>Value</b>	<b>Label</b>	<b>Cases</b>	<b>Percentage</b>
1	Yes	1120	46.9%
2	No	1251	52.4%
3	Is currently in school/studying	17	0.7%
Sysmiss		274	
<i>Warning: these figures indicate the number of cases found in the data file. They cannot be interpreted as summary statistics of the population of interest.</i>			
<b># v251: Type of education - SSB standard code</b>			
<b>Information</b>	[Type= discrete] [Format=numeric] [Range= 2-90] [Missing=*]		
<b>Statistics [NW/ W]</b>	[Valid=1121 /-] [Invalid=1541 /-]		
<b>Literal question</b>	What type of education is this?		
<b>Interviewer's instructions</b>	In case of more than one, state only the one that you think is the most important. State course type, course of study or field of study, and if possible the school's name. For full-time education, state months or years. For part-time education state the approximate number of hours.		
<b>Concepts</b>	Educational levels, Educational systems and institutions, Educational systems, Women's education, Lifelong education, State education, Private education, Primary education, Secondary education, Tertiary education		
<b>Value</b>	<b>Label</b>	<b>Cases</b>	<b>Percentage</b>
2		1	0.1%
31	Education at the second level; second stage I (10th grade): General programmes	0	
32	Education at the second level; second stage I (10th grade): Humanities, religion and tehology, fine and applied arts programme	14	1.2%
33	Education at the second level; second stage I (10th grade): Teacher training programmes	0	
34	Education at the second level; second stage I (10th grade): Commercial and business programmes	286	25.5%
35	Education at the second level; second stage I (10th grade): Trade, craft and industrial programmes	153	13.6%
36	Education at the second level; second stage I (10th grade): Transport and communications programmes	43	3.8%
37	Education at the second level; second stage I (10th grade): Health-related auxillary programmes	16	1.4%
38	Education at the second level; second stage I (10th grade): Agricultural, forestry and fishery programmes	29	2.6%

**# v251: Type of education - SSB standard code**

Value	Label	Cases	Percentage
39	Education at the second level; second stage I (10th grade): Service and military programmes	105	9.4%
41	Education at the second level; second stage II (11th - 12th grade): General programmes	0	
42	Education at the second level; second stage II (11th - 12th grade): Humanities, religion and theology, fine and applied arts programmes	9	0.8%
43	Education at the second level; second stage II (11th - 12th grade): Teacher training programmes	3	0.3%
44	Education at the second level; second stage II (11th - 12th grade): Commercial and business programmes	24	2.1%
45	Education at the second level; second stage II (11th - 12th grade): Trade, craft and industrial programmes	106	9.5%
46	Education at the second level; second stage II (11th - 12th grade): Transport and communications programmes	18	1.6%
47	Education at the second level; second stage II (11th - 12th grade): Medical and para-medical programmes	38	3.4%
48	Education at the second level; second stage II (11th - 12th grade): Agricultural, forestry and fishery programmes	31	2.8%
49	Education at the second level; second stage II (11th - 12th grade): Service and military programmes	31	2.8%
50	Education at the third level; first stage I	0	
51	Education at the third level; first stage I: General programmes	0	
52	Education at the third level; first stage I: Humanities, religion and theology, fine and applied arts programmes	3	0.3%
53	Education at the third level; first stage I: Teacher training programmes	43	3.8%
54	Education at the third level; first stage I: Business administration, social and behavioural science and law programmes	45	4.0%
55	Education at the third level; first stage I: Natural science, mathematics and engineering programmes	20	1.8%
56	Education at the third level; first stage I: Transport and communications	2	0.2%
57	Education at the third level; first stage I: Medical and para-medical programmes	6	0.5%
58	Education at the third level; first stage I: Agricultural, forestry and fishery programmes	0	
59	Education at the third level; first stage I: Service and military programs	2	0.2%
60	Education at the third level; first stage II: Unspecified	0	
61	Education at the third level; first stage II: General programmes	0	
62	Education at the third level; first stage II: Humanities, religion and theology, fine and applied arts programmes	3	0.3%
63	Education at the third level; first stage II: Programmes in educational science and teacher training	19	1.7%
64	Education at the third level; first stage II: Business administration, social and behavioural science and law programmes	16	1.4%
65	Education at the third level; first stage II: Natural science, mathematics and engineering programmes	1	0.1%
66	Education at the third level; first stage II: Transport and communications programmes	0	
67	Education at the third level; first stage II: Medical and para-medical programmes	0	

**# v251: Type of education - SSB standard code**

Value	Label	Cases	Percentage
68	Education at the third level; first stage II: Agricultural, forestry and fishery programs N.E.C.	0	
69	Education at the third level; first stage II: Service and military programmes	1	0.1%
70	Education at the third level; second stage I	0	
71	Education at the third level; second stage I: General programmes	0	
72	Education at the third level; second stage I: Humanities, religion and theology, fine and applied arts programmes	1	0.1%
73	Education at the third level; second stage I: Programmes in education science and teacher training	2	0.2%
74	Education at the third level; second stage I: Business administration, social and behavioural science and law programmes	14	1.2%
75	Education at the third level; second stage I: Natural science, mathematics and engineering programmes	16	1.4%
76	Education at the third level; second stage I: Transport and communications programmes	0	
77	Education at the third level; second stage I: Medical science programmes	14	1.2%
78	Education at the third level; second stage I: Agricultural, forestry and fishery programmes	2	0.2%
79	Education at the third level; second stage I: Service and military programs	0	
82	Education at the third level; second stage II: Humanities, religion and theology, fine and applied arts programmes	0	
83	Education at the third level; second stage II: Programmes in education science	0	
84	Education at the third level; second stage II: Business administration, social and behavioural science and law programmes	0	
85	Education at the third level; second stage II: Natural science, mathematics and engineering programmes	0	
86	Education at the third level; second stage II: Transport and communications programmes	0	
87	Education at the third level; second stage II: Medical science programmes	0	
88	Education at the third level; second stage II: Agricultural, forestry and fishery programs	0	
89	Education at the third level; second stage II: Service and military programs	0	
90		4	0.4%
92	Education at an unknown level. Level, field and programme group unknown	0	
99	Vocational training < 5 months.	0	
999	Unsuitable, unknown	0	
Sysmiss		1541	

*Warning: these figures indicate the number of cases found in the data file. They cannot be interpreted as summary statistics of the population of interest.*

**# v257: Participated in Starting election 1973?**

<b>Information</b>	[Type= discrete] [Format=numeric] [Range= 1-3] [Missing=*]
<b>Statistics [NW/ W]</b>	[Valid=2389 /-] [Invalid=273 /-]
<b>Literal question</b>	Did you vote in the election?
<b>Concepts</b>	Policy, Political participation, Political interest



### # v257: Participated in Storting election 1973?

Value	Label	Cases	Percentage
1	Yes	2077	86.9%
2	No	306	12.8%
3	Refuses to answer (See instructions on additional forms)	6	0.3%
Sysmiss		273	

Warning: these figures indicate the number of cases found in the data file. They cannot be interpreted as summary statistics of the population of interest.

### # v258: Party choice

<b>Information</b>	[Type= discrete] [Format=numeric] [Range= 1-99] [Missing=*]
<b>Statistics [NW/ W]</b>	[Valid=2075 /-] [Invalid=587 /-]
<b>Literal question</b>	Which party or list did you vote for?
<b>Concepts</b>	Policy, Political participation, Political interest, Political parties, Political party policies

Value	Label	Cases	Percentage
1	Arbeiderpartiet (The Labour Party)	742	35.8%
2	Det Nye Folkepartiet (New People's Party)	84	4.0%
3	Høyre (The Conservative Party)	342	16.5%
4	Kristelig Folkeparti (The Christian Democratic Party)	254	12.2%
5	Senterpartiet (The Centre Party)	173	8.3%
6	Venstre (The Liberal Party)	59	2.8%
7	Norges Kommunistiske Parti (The Communist Party of Norway)	0	
8	Sosialistisk Folkeparti (The Socialist People's Party)	0	
9	Demokratiske Sosialister	0	
11	Joint list Høyre - Kristelig Folkeparti	4	0.2%
12	Joint list S - Venstre	65	3.1%
13	Joint list Kristelig Folkeparti - S - V	27	1.3%
14	Sosialistisk Valgforbund	218	10.5%
22	Anders Langes Parti	81	3.9%
23	Ensliges Parti	3	0.1%
24	Kvinnenes frie folkevalgte	2	0.1%
26	Rød Valgallianse (Red Electoral Alliance)	10	0.5%
33	No one on joint lists	0	
99	Don't know/refuses	11	0.5%
Sysmiss		587	

Warning: these figures indicate the number of cases found in the data file. They cannot be interpreted as summary statistics of the population of interest.

### # v260: No joint lists - which party?

<b>Information</b>	[Type= discrete] [Format=numeric] [Range= 3-99] [Missing=*]
<b>Statistics [NW/ W]</b>	[Valid=311 /-] [Invalid=2351 /-]
<b>Literal question</b>	If the parties on the joint lists had run for election as single lists, which of the parties on the joint lists would you have voted for?
<b>Concepts</b>	Policy, Political participation, Political interest, Political parties, Political party policies

Value	Label	Cases	Percentage
1	Arbeiderpartiet (The Labour Party)	0	
2	Det Nye Folkepartiet (New People's Party)	0	
3	Høyre (The Conservative Party)	2	0.6%
4	Kristelig Folkeparti (The Christian Democratic Party)	8	2.6%

**# v260: No joint lists - which party?**

Value	Label	Cases	Percentage
5	Senterpartiet (The Centre Party)	73	23.5%
6	Venstre (The Liberal Party)	10	3.2%
7	Norges Kommunistiske Parti (The Communist Party of Norway)	17	5.5%
8	Sosialistisk Folkeparti (The Socialist People's Party)	140	45.0%
9	Demokratiske Sosialister	15	4.8%
11	Joint list Høyre - Kristelig Folkeparti	0	
12	Joint list S - Venstre	0	
13	Joint list Kristelig Folkeparti - S - V	0	
14	Sosialistisk Valgforbund	0	
22	Anders Langes Parti	0	
23	Ensliges Parti	0	
24	Kvinnenes frie folkevalgte	0	
26	Rød Valgallianse (Red Electoral Alliance)	0	
33	No one on joint lists	30	9.6%
99	Don't know/refuses	16	5.1%
Sysmiss		2351	

*Warning: these figures indicate the number of cases found in the data file. They cannot be interpreted as summary statistics of the population of interest.*

<b># v262: Party likes the second best</b>			
<b>Information</b>	[Type= discrete] [Format=numeric] [Range= 1-99] [Missing=*]		
<b>Statistics [NW/ W]</b>	[Valid=82 /-] [Invalid=2580 /-]		
<b>Literal question</b>	If the list you voted for hadn't existed in the election: Which of the other lists in your county would you have voted for?		
<b>Concepts</b>	Policy, Political participation, Political interest, Political parties, Political party policies		
<b>Value</b>	<b>Label</b>	<b>Cases</b>	<b>Percentage</b>
1	Arbeiderpartiet (The Labour Party)	11	13.4%
2	Det Nye Folkepartiet (New People's Party)	1	1.2%
3	Høyre (The Conservative Party)	25	30.5%
4	Kristelig Folkeparti (The Christian Democratic Party)	7	8.5%
5	Senterpartiet (The Centre Party)	7	8.5%
6	Venstre (The Liberal Party)	2	2.4%
7	Norges Kommunistiske Parti (The Communist Party of Norway)	0	
8	Sosialistisk Folkeparti (The Socialist People's Party)	0	
9	Demokratiske Sosialister	0	
11	Joint list Høyre - Kristelig Folkeparti	0	
12	Joint list S - Venstre	0	
13	Joint list Kristelig Folkeparti - S - V	0	
14	Sosialistisk Valgforbund	18	22.0%
22	Anders Langes Parti	0	
23	Ensliges Parti	0	
24	Kvinnerenes frie folkevalgte	0	
26	Rød Valgallianse (Red Electoral Alliance)	0	
33	No one on joint lists	1	1.2%
99	Don't know/refuses	10	12.2%
Sysmiss		2580	
<i>Warning: these figures indicate the number of cases found in the data file. They cannot be interpreted as summary statistics of the population of interest.</i>			
<b># v264: For - against establishment control</b>			
<b>Information</b>	[Type= discrete] [Format=numeric] [Range= 1-3] [Missing=*]		
<b>Statistics [NW/ W]</b>	[Valid=2365 /-] [Invalid=297 /-]		
<b>Literal question</b>	Among the topics discussed was if one should limit the possibility to start new businesses and to expand existing businesses in and around some of the larger cities in Norway. Do you agree or disagree to such an establishment control?		
<b>Concepts</b>	Policy, Political participation, Political interest, Political awareness		
<b>Value</b>	<b>Label</b>	<b>Cases</b>	<b>Percentage</b>
1	Agree	1321	55.9%
2	Disagree	466	19.7%
3	Don't know	578	24.4%
Sysmiss		297	
<i>Warning: these figures indicate the number of cases found in the data file. They cannot be interpreted as summary statistics of the population of interest.</i>			
<b># v265: Satisfied with the trade agreement EC?</b>			
<b>Information</b>	[Type= discrete] [Format=numeric] [Range= 1-9] [Missing=*]		
<b>Statistics [NW/ W]</b>	[Valid=2369 /-] [Invalid=293 /-]		
<b>Literal question</b>	Do you think the trade agreement between Norway and the EC (the European Communities) all in all is very satisfactory, quite satisfactory or do you think it is little or not satisfactory at all for Norway?		
<b>Concepts</b>	Policy, Political participation, Political interest, Political awareness		

<b># v265: Satisfied with the trade agreement EC?</b>			
<b>Value</b>	<b>Label</b>	<b>Cases</b>	<b>Percentage</b>
1	Very satisfactory	414	17.5%
2	Quite satisfactory	1199	50.6%
3	Little satisfactory	320	13.5%
9	Don't know	436	18.4%
Sysmiss		293	
<i>Warning: these figures indicate the number of cases found in the data file. They cannot be interpreted as summary statistics of the population of interest.</i>			
<b># v266: Attitude towards Norwegian membership in EC</b>			
<b>Information</b>	[Type= discrete] [Format=numeric] [Range= 1-3] [Missing=*]		
<b>Statistics [NW/ W]</b>	[Valid=2366 /-] [Invalid=296 /-]		
<b>Literal question</b>	If there was a new referendum tomorrow on Norwegian membership in the EC, equivalent to the one held in September last year, would you have voted yes or no to Norwegian membership?		
<b>Concepts</b>	Policy, Political participation, Political interest, Political awareness		
<b>Value</b>	<b>Label</b>	<b>Cases</b>	<b>Percentage</b>
1	Would vote yes	904	38.2%
2	Would vote no	1221	51.6%
3	Don't know	241	10.2%
Sysmiss		296	
<i>Warning: these figures indicate the number of cases found in the data file. They cannot be interpreted as summary statistics of the population of interest.</i>			
<b># v267: Agree elected bodies greater influence bank - insurance</b>			
<b>Information</b>	[Type= discrete] [Format=numeric] [Range= 1-9] [Missing=*]		
<b>Statistics [NW/ W]</b>	[Valid=2364 /-] [Invalid=298 /-]		
<b>Literal question</b>	The private banks' and the insurance companies' positions were discussed during the election campaign. Do you agree or disagree that elected bodies should have a significantly greater influence over today's banking and insurance companies?		
<b>Concepts</b>	Policy, Political participation, Political interest, Political awareness		
<b>Value</b>	<b>Label</b>	<b>Cases</b>	<b>Percentage</b>
1	Agree	913	38.6%
2	Disagree	894	37.8%
3	Don't know	0	
9		557	23.6%
Sysmiss		298	
<i>Warning: these figures indicate the number of cases found in the data file. They cannot be interpreted as summary statistics of the population of interest.</i>			
<b># v268: Taken a stand on free abortion?</b>			
<b>Information</b>	[Type= discrete] [Format=numeric] [Range= 1-2] [Missing=*]		
<b>Statistics [NW/ W]</b>	[Valid=2389 /-] [Invalid=273 /-]		
<b>Literal question</b>	There are differing opinions about self-determined termination of pregnancy, i.e. free abortion. Have you formed an opinion about this issue?		
<b>Concepts</b>	Policy, Political participation, Political interest, Political awareness, Abortion (induced)		
<b>Value</b>	<b>Label</b>	<b>Cases</b>	<b>Percentage</b>
1	Yes	1878	78.6%
2	No	511	21.4%
Sysmiss		273	
<i>Warning: these figures indicate the number of cases found in the data file. They cannot be interpreted as summary statistics of the population of interest.</i>			

<b># v269: The Woman decide or committee?</b>			
<b>Information</b>	[Type= discrete] [Format=numeric] [Range= 1-2] [Missing=*]		
<b>Statistics [NW/ W]</b>	[Valid=1874 /-] [Invalid=788 /-]		
<b>Literal question</b>	In your opinion, should the woman herself decide whether she should have an abortion, or do you think the decision should be made by a special abortion committee?		
<b>Concepts</b>	Policy, Political participation, Political interest, Political awareness, Abortion (induced)		
<b>Value</b>	<b>Label</b>	<b>Cases</b>	<b>Percentage</b>
1	Woman to decide herself	921	49.1%
2	Decision made by committee	953	50.9%
Sysmiss		788	
<i>Warning: these figures indicate the number of cases found in the data file. They cannot be interpreted as summary statistics of the population of interest.</i>			
<b># v270: Only abortion when the mother's life at risk?</b>			
<b>Information</b>	[Type= discrete] [Format=numeric] [Range= 1-2] [Missing=*]		
<b>Statistics [NW/ W]</b>	[Valid=954 /-] [Invalid=1708 /-]		
<b>Literal question</b>	Do you think the committee should permit abortion only when a continuation of a pregnancy can endanger the mother's life, or do you think abortion should be allowed in other situations as well?		
<b>Concepts</b>	Policy, Political participation, Political interest, Political awareness, Abortion (induced)		
<b>Value</b>	<b>Label</b>	<b>Cases</b>	<b>Percentage</b>
1	Only when the mother's life is in danger	404	42.3%
2	In other situations as well	550	57.7%
Sysmiss		1708	
<i>Warning: these figures indicate the number of cases found in the data file. They cannot be interpreted as summary statistics of the population of interest.</i>			
<b># v271: Abortion - physical - mental health or also social</b>			
<b>Information</b>	[Type= discrete] [Format=numeric] [Range= 1-2] [Missing=*]		
<b>Statistics [NW/ W]</b>	[Valid=549 /-] [Invalid=2113 /-]		
<b>Literal question</b>	Women usually apply for abortions based on health-related and social reasons. Do you think the committees mainly should grant permit for abortions based on the consideration of the woman's physical or mental health, or do you think that the social and welfare conditions of the woman's life - at current or possibly in the future - should provide a basis for abortion?		
<b>Concepts</b>	Policy, Political participation, Political interest, Political awareness, Abortion (induced)		
<b>Value</b>	<b>Label</b>	<b>Cases</b>	<b>Percentage</b>
1	Mainly the consideration of the woman's physical or mental health	169	30.8%
2	Social or welfare considerations should also provide grounds for abortion	380	69.2%
Sysmiss		2113	
<i>Warning: these figures indicate the number of cases found in the data file. They cannot be interpreted as summary statistics of the population of interest.</i>			
<b># v275: TV show Valgnytt - weekly viewer frequency</b>			
<b>Information</b>	[Type= discrete] [Format=numeric] [Range= 1-9] [Missing=*]		
<b>Statistics [NW/ W]</b>	[Valid=1709 /-] [Invalid=953 /-]		
<b>Literal question</b>	Before the election two different series of election programs were aired on television. One of them was the reportage series "Valgnytt" which was sent directly after Dagsrevyen every day except for Saturdays and Sundays, the last three weeks before the election. Did you see any of these reportages. If yes: How many reportages would you estimate that you saw per week?		
<b>Concepts</b>	Policy, Political participation, Political interest, Communication, Mass communication, Mass media, Mass media use, Mass media coverage, Broadcasting, Television, Radio, Political parties, Political party policies, Political awareness, Political behaviour		

### # v275: TV show Valgnytt - weekly viewer frequency

Value	Label	Cases	Percentage
0	Didn't see any reportage in the series "Valgnytt"	0	
1	< 1 per week	162	9.5%
2	1-2 programs per week	613	35.9%
3	3-4 programs per week	629	36.8%
4	5 (+) programs per week	272	15.9%
9		33	1.9%
Sysmiss		953	

Warning: these figures indicate the number of cases found in the data file. They cannot be interpreted as summary statistics of the population of interest.

### # v276: TV show Partiene svarer - seen?

<b>Information</b>	[Type= discrete] [Format=numeric] [Range= 1-2] [Missing=*]
<b>Statistics [NW/ W]</b>	[Valid=2376 /-] [Invalid=286 /-]
<b>Literal question</b>	The other election series aired on television was "Partiene svarer", which was sent some nights from 21.15-22.00. Did you see any of these programs?
<b>Concepts</b>	Policy, Political participation, Political interest, Communication, Mass communication, Mass media, Mass media use, Mass media coverage, Broadcasting, Television, Radio, Political parties, Political party policies, Political awareness, Political behaviour

Value	Label	Cases	Percentage
1	Yes	1695	71.3%
2	No	681	28.7%
Sysmiss		286	

Warning: these figures indicate the number of cases found in the data file. They cannot be interpreted as summary statistics of the population of interest.

### # v277: Seen election program: RV

<b>Information</b>	[Type= discrete] [Format=numeric] [Range= 1-2] [Missing=*]
<b>Statistics [NW/ W]</b>	[Valid=1638 /-] [Invalid=1024 /-]
<b>Literal question</b>	Which of these programs did you see ("Partiene svarer") ...  ... A. Rød Valgallianse (Red Electoral Alliance) by Kjersti Eriksson and Vidar Våde sent Monday 20th of August.
<b>Concepts</b>	Policy, Political participation, Political interest, Communication, Mass communication, Mass media, Mass media use, Mass media coverage, Broadcasting, Television, Radio, Political parties, Political party policies, Political awareness, Political behaviour

Value	Label	Cases	Percentage
1	Yes	870	53.1%
2	No	768	46.9%
Sysmiss		1024	

Warning: these figures indicate the number of cases found in the data file. They cannot be interpreted as summary statistics of the population of interest.

### # v278: Seen: DNF

<b>Information</b>	[Type= discrete] [Format=numeric] [Range= 1-2] [Missing=*]
<b>Statistics [NW/ W]</b>	[Valid=1645 /-] [Invalid=1017 /-]
<b>Literal question</b>	Which of these programs did you see ("Partiene svarer") ...  ... B. Det nye Folkepartiet (New People's Party) by Halvdan Hegtun and Ole Myrvoll sent Wednesday 22nd of August
<b>Concepts</b>	Policy, Political participation, Political interest, Communication, Mass communication, Mass media, Mass media use, Mass media coverage, Broadcasting, Television, Radio, Political parties, Political party policies, Political awareness, Political behaviour

**# v278: Seen: DNF**

Value	Label	Cases	Percentage
1	Yes	1026	62.4%
2	No	619	37.6%
Sysmiss		1017	

Warning: these figures indicate the number of cases found in the data file. They cannot be interpreted as summary statistics of the population of interest.

**# v279: Seen: Sp**

<b>Information</b>	[Type= discrete] [Format=numeric] [Range= 1-2] [Missing=*]
<b>Statistics [NW/ W]</b>	[Valid=1638 /-] [Invalid=1024 /-]
<b>Literal question</b>	Which of these programs did you see ("Partiene svarer") ...  ... C. Senterpartiet (Centre Party) by Per Borten and Erland Steenberg sent Friday 24th of August
<b>Concepts</b>	Policy, Political participation, Political interest, Communication, Mass communication, Mass media, Mass media use, Mass media coverage, Broadcasting, Television, Radio, Political parties, Political party policies, Political awareness, Political behaviour

Value	Label	Cases	Percentage
1	Yes	761	46.5%
2	No	877	53.5%
Sysmiss		1024	

Warning: these figures indicate the number of cases found in the data file. They cannot be interpreted as summary statistics of the population of interest.

**# v280: Seen: SV**

<b>Information</b>	[Type= discrete] [Format=numeric] [Range= 1-2] [Missing=*]
<b>Statistics [NW/ W]</b>	[Valid=1657 /-] [Invalid=1005 /-]
<b>Literal question</b>	Which of these programs did you see ("Partiene svarer") ...  ... D. Sosialistisk Valgforbund (Socialist Electoral League) by Berit Ås, Berge Furre and Reidar Larsen sent Monday 27th of August
<b>Concepts</b>	Policy, Political participation, Political interest, Communication, Mass communication, Mass media, Mass media use, Mass media coverage, Broadcasting, Television, Radio, Political parties, Political party policies, Political awareness, Political behaviour







Value	Label	Cases	Percentage
1	Yes	1134	68.4%
2	No	523	31.6%
Sysmiss		1005	

Warning: these figures indicate the number of cases found in the data file. They cannot be interpreted as summary statistics of the population of interest.

**# v281: Seen: Ap**

<b>Information</b>	[Type= discrete] [Format=numeric] [Range= 1-2] [Missing=*]
<b>Statistics [NW/ W]</b>	[Valid=1653 /-] [Invalid=1009 /-]
<b>Literal question</b>	Which of these programs did you see ("Partiene svarer") ...  ... E. Arbeiderpartiet (Labour party) by Anne Marie Lorentzen and Bjartmar Gjerde sent Wednesday 29th of August
<b>Concepts</b>	Policy, Political participation, Political interest, Communication, Mass communication, Mass media, Mass media use, Mass media coverage, Broadcasting, Television, Radio, Political parties, Political party policies, Political awareness, Political behaviour

Value	Label	Cases	Percentage
1	Yes	1023	61.9%
2	No	630	38.1%
Sysmiss		1009	

<b># v281: Seen: Ap</b>			
<i>Warning: these figures indicate the number of cases found in the data file. They cannot be interpreted as summary statistics of the population of interest.</i>			
<b># v282: Seen: H</b>			
<b>Information</b>	[Type= discrete] [Format=numeric] [Range= 1-2] [Missing=*]		
<b>Statistics [NW/ W]</b>	[Valid=1641 /-] [Invalid=1021 /-]		
<b>Literal question</b>	Which of these programs did you see ("Partiene svarer") ...  ... F. Høyre (Conservative Party) by Sverre Stray and Erling Norvik sent Thursday 30th of August		
<b>Concepts</b>	Policy, Political participation, Political interest, Communication, Mass communication, Mass media, Mass media use, Mass media coverage, Broadcasting, Television, Radio, Political parties, Political party policies, Political awareness, Political behaviour		
<b>Value</b>	<b>Label</b>	<b>Cases</b>	<b>Percentage</b>
1	Yes	849	 51.7%
2	No	792	 48.3%
Sysmiss		1021	
<i>Warning: these figures indicate the number of cases found in the data file. They cannot be interpreted as summary statistics of the population of interest.</i>			
<b># v283: Seen: KrF</b>			
<b>Information</b>	[Type= discrete] [Format=numeric] [Range= 1-2] [Missing=*]		
<b>Statistics [NW/ W]</b>	[Valid=1642 /-] [Invalid=1020 /-]		
<b>Literal question</b>	Which of these programs did you see ("Partiene svarer") ...  ... G. Kristelig Folkeparti (Christian Deomocratic Party) by Kåre Kristiansen and Asbjørn Haugstvedt sent Friday 31st of August		
<b>Concepts</b>	Policy, Political participation, Political interest, Communication, Mass communication, Mass media, Mass media use, Mass media coverage, Broadcasting, Television, Radio, Political parties, Political party policies, Political awareness, Political behaviour		
<b>Value</b>	<b>Label</b>	<b>Cases</b>	<b>Percentage</b>
1	Yes	1081	 65.8%
2	No	561	 34.2%
Sysmiss		1020	
<i>Warning: these figures indicate the number of cases found in the data file. They cannot be interpreted as summary statistics of the population of interest.</i>			
<b># v284: Seen: ALP</b>			
<b>Information</b>	[Type= discrete] [Format=numeric] [Range= 1-2] [Missing=*]		
<b>Statistics [NW/ W]</b>	[Valid=1663 /-] [Invalid=999 /-]		
<b>Literal question</b>	Which of these programs did you see ("Partiene svarer") ...  ... H. Anders Langes Parti (Anders Lange's Party) by Arve Lønnum and Erik Gjems-Onstad sent Monday 3rd of September		
<b>Concepts</b>	Policy, Political participation, Political interest, Communication, Mass communication, Mass media, Mass media use, Mass media coverage, Broadcasting, Television, Radio, Political parties, Political party policies, Political awareness, Political behaviour		
<b>Value</b>	<b>Label</b>	<b>Cases</b>	<b>Percentage</b>
1	Yes	1258	 75.6%
2	No	405	 24.4%
Sysmiss		999	
<i>Warning: these figures indicate the number of cases found in the data file. They cannot be interpreted as summary statistics of the population of interest.</i>			
<b># v285: Seen: V</b>			
<b>Information</b>	[Type= discrete] [Format=numeric] [Range= 1-2] [Missing=*]		
<b>Statistics [NW/ W]</b>	[Valid=1633 /-] [Invalid=1029 /-]		



<b># v285: Seen: V</b>			
<b>Literal question</b>	Which of these programs did you see ("Partiene svarer") ... ... I. Venstre (Liberal Party) by Hallvard Eika and Hans Hammond Rossbach sent Wednesday 5th of September		
<b>Concepts</b>	Policy, Political participation, Political interest, Communication, Mass communication, Mass media, Mass media use, Mass media coverage, Broadcasting, Television, Radio, Political parties, Political party policies, Political awareness, Political behaviour		
<b>Value</b>	<b>Label</b>	<b>Cases</b>	<b>Percentage</b>
1	Yes	757	46.4%
2	No	876	53.6%
Systemmiss		1029	
<i>Warning: these figures indicate the number of cases found in the data file. They cannot be interpreted as summary statistics of the population of interest.</i>			
<b># v286: Saw the party leader debate?</b>			
<b>Information</b>	[Type= discrete] [Format=numeric] [Range= 1-2] [Missing=*]		
<b>Statistics [NW/ W]</b>	[Valid=2337 /-] [Invalid=325 /-]		
<b>Literal question</b>	Did you see the closing party leader debate which was televised on Friday the 7th of September from 19.00 to 22.00?		
<b>Concepts</b>	Policy, Political participation, Political interest, Communication, Mass communication, Mass media, Mass media use, Mass media coverage, Broadcasting, Television, Radio, Political parties, Political party policies, Political awareness, Political behaviour		
<b>Value</b>	<b>Label</b>	<b>Cases</b>	<b>Percentage</b>
1	Yes	1457	62.3%
2	No	880	37.7%
Systemmiss		325	
<i>Warning: these figures indicate the number of cases found in the data file. They cannot be interpreted as summary statistics of the population of interest.</i>			
<b># v287: Listened to radio program: Sluttstrek</b>			
<b>Information</b>	[Type= discrete] [Format=numeric] [Range= 1-2] [Missing=*]		
<b>Statistics [NW/ W]</b>	[Valid=2357 /-] [Invalid=305 /-]		
<b>Literal question</b>	We also have some questions about the programs on the radio. Friday the 7th of September, i.e. the same night as the closing party leader debate on television, the radio broadcasted the closing program "Sluttstrek" from 22.30 to 02.00. Did you listen to this program?		
<b>Concepts</b>	Policy, Political participation, Political interest, Communication, Mass communication, Mass media, Mass media use, Mass media coverage, Broadcasting, Television, Radio, Political parties, Political party policies, Political awareness, Political behaviour		
<b>Value</b>	<b>Label</b>	<b>Cases</b>	<b>Percentage</b>
1	Yes	189	8.0%
2	No	2168	92.0%
Systemmiss		305	
<i>Warning: these figures indicate the number of cases found in the data file. They cannot be interpreted as summary statistics of the population of interest.</i>			
<b># v288: Listened to radio program: Valg-ekstra?</b>			
<b>Information</b>	[Type= discrete] [Format=numeric] [Range= 1-2] [Missing=*]		
<b>Statistics [NW/ W]</b>	[Valid=2374 /-] [Invalid=288 /-]		
<b>Literal question</b>	During the last three weeks before the election, the radio broadcasted the reportage series "Valg-ekstra" from 07.40 to 07.45 in the morning and from 22.15 to 22.35 at night. Did you listen to any of these reportages?		
<b>Concepts</b>	Policy, Political participation, Political interest, Communication, Mass communication, Mass media, Mass media use, Mass media coverage, Broadcasting, Television, Radio, Political parties, Political party policies, Political awareness, Political behaviour		
<b>Value</b>	<b>Label</b>	<b>Cases</b>	<b>Percentage</b>
1	Yes	531	22.4%

### # v288: Listened to radio program: Valg-ekstra?

Value	Label	Cases	Percentage
2	No	1843	77.6%
Sysmiss		288	

Warning: these figures indicate the number of cases found in the data file. They cannot be interpreted as summary statistics of the population of interest.

### # v289: Weekly listening frequency - Valg-ekstra in the morning

<b>Information</b>	[Type= discrete] [Format=numeric] [Range= 1-9] [Missing=*]
<b>Statistics [NW/ W]</b>	[Valid=409 /-] [Invalid=2253 /-]
<b>Literal question</b>	How many of the reportages that were broadcasted during the morning would you estimate you listened to per week?
<b>Post-question</b>	The reportages were broadcasted all days except for Sundays. (The radio's reportage series "Valg-ekstra").
<b>Concepts</b>	Policy, Political participation, Political interest, Communication, Mass communication, Mass media, Mass media use, Mass media coverage, Broadcasting, Television, Radio, Political parties, Political party policies, Political awareness, Political behaviour

Value	Label	Cases	Percentage
0	Didn't listen to any reportages	0	
1	< 1 per week	23	5.6%
2	1-2 programs per week	112	27.4%
3	3-4 programs per week	153	37.4%
4	5 (+) programs per week	96	23.5%
9		25	6.1%
Sysmiss		2253	

Warning: these figures indicate the number of cases found in the data file. They cannot be interpreted as summary statistics of the population of interest.

### # v290: Weekly listening frequency - Valg-ekstra in the evening







<b>Information</b>	[Type= discrete] [Format=numeric] [Range= 1-9] [Missing=*]
<b>Statistics [NW/ W]</b>	[Valid=363 /-] [Invalid=2299 /-]
<b>Literal question</b>	How many of the reportages that were broadcasted during the night would you estimate you listened to per week?
<b>Post-question</b>	The reportages were broadcasted all days except for Sundays. (The radio's reportage series "Valg-ekstra").
<b>Concepts</b>	Policy, Political participation, Political interest, Communication, Mass communication, Mass media, Mass media use, Mass media coverage, Broadcasting, Television, Radio, Political parties, Political party policies, Political awareness, Political behaviour

Value	Label	Cases	Percentage
0	Didn't listen to any reportages	0	
1	< 1 per week	50	13.8%
2	1-2 programs per week	155	42.7%
3	3-4 programs per week	96	26.4%
4	5 (+) programs per week	44	12.1%
9		18	5.0%
Sysmiss		2299	

Warning: these figures indicate the number of cases found in the data file. They cannot be interpreted as summary statistics of the population of interest.

### # v291: Listened to radio show Pressekonferanse

<b>Information</b>	[Type= discrete] [Format=numeric] [Range= 1-2] [Missing=*]
<b>Statistics [NW/ W]</b>	[Valid=2379 /-] [Invalid=283 /-]
<b>Literal question</b>	During the last weeks before the election the radio also broadcasted the series "Pressekonferanse". The programs in the series were broadcasted from 12.45 to 13.10 on Mondays, Tuesdays, Fridays and Saturdays. Did you listen to any of the programs in this series?

<b># v291: Listened to radio show Pressekonferanse</b>			
<b>Concepts</b>		Policy, Political participation, Political interest, Communication, Mass communication, Mass media, Mass media use, Mass media coverage, Broadcasting, Television, Radio, Political parties, Political party policies, Political awareness, Political behaviour	
<b>Value</b>	<b>Label</b>	<b>Cases</b>	<b>Percentage</b>
1	Yes	427	 17.9%
2	No	1952	 82.1%
Sysmiss		283	
<i>Warning: these figures indicate the number of cases found in the data file. They cannot be interpreted as summary statistics of the population of interest.</i>			
<b># v292: Listened to Pressekonferanse: SV</b>			
<b>Information</b>		[Type= discrete] [Format=numeric] [Range= 1-2] [Missing=*]	
<b>Statistics [NW/ W]</b>		[Valid=396 /-] [Invalid=2266 /-]	
<b>Literal question</b>		Which of these programs did you listen to (the radio series "Pressekonferanse") ...  ... A. Sosialistisk Valgforbund (Socialist Electoral League) by Ragnar Kalheim, Stein Ørnhøi and Kari Kromann sent Monday 20th of August	
<b>Concepts</b>		Policy, Political participation, Political interest, Communication, Mass communication, Mass media, Mass media use, Mass media coverage, Broadcasting, Television, Radio, Political parties, Political party policies, Political awareness, Political behaviour	
<b>Value</b>	<b>Label</b>	<b>Cases</b>	<b>Percentage</b>
1	Yes	164	 41.4%
2	No	232	 58.6%
Sysmiss		2266	
<i>Warning: these figures indicate the number of cases found in the data file. They cannot be interpreted as summary statistics of the population of interest.</i>			
<b># v293: Listened: V</b>			
<b>Information</b>		[Type= discrete] [Format=numeric] [Range= 1-2] [Missing=*]	
<b>Statistics [NW/ W]</b>		[Valid=398 /-] [Invalid=2264 /-]	
<b>Literal question</b>		Which of these programs did you listen to (the radio series "Pressekonferanse") ...  ... B. Venstre (Liberal Party) by Helge Rognlien and Gunnar Garbo sent Tuesday 21st of August	
<b>Concepts</b>		Policy, Political participation, Political interest, Communication, Mass communication, Mass media, Mass media use, Mass media coverage, Broadcasting, Television, Radio, Political parties, Political party policies, Political awareness, Political behaviour	
<b>Value</b>	<b>Label</b>	<b>Cases</b>	<b>Percentage</b>
1	Yes	195	 49.0%
2	No	203	 51.0%
Sysmiss		2264	
<i>Warning: these figures indicate the number of cases found in the data file. They cannot be interpreted as summary statistics of the population of interest.</i>			
<b># v294: Listened: H</b>			
<b>Information</b>		[Type= discrete] [Format=numeric] [Range= 1-2] [Missing=*]	
<b>Statistics [NW/ W]</b>		[Valid=406 /-] [Invalid=2256 /-]	
<b>Literal question</b>		Which of these programs did you listen to (the radio series "Pressekonferanse") ...  ... C. Høyre (Conservative Party) by Kåre Willoch and Håkon Kyllingmark sent Friday 24th of August	
<b>Concepts</b>		Policy, Political participation, Political interest, Communication, Mass communication, Mass media, Mass media use, Mass media coverage, Broadcasting, Television, Radio, Political parties, Political party policies, Political awareness, Political behaviour	

<b># v294: Listened: H</b>			
Value	Label	Cases	Percentage
1	Yes	220	54.2%
2	No	186	45.8%
Sysmiss		2256	
<i>Warning: these figures indicate the number of cases found in the data file. They cannot be interpreted as summary statistics of the population of interest.</i>			
<b># v295: Listened: RV</b>			
<b>Information</b>	[Type= discrete] [Format=numeric] [Range= 1-2] [Missing=*]		
<b>Statistics [NW/ W]</b>	[Valid=399 /-] [Invalid=2263 /-]		
<b>Literal question</b>	Which of these programs did you listen to (the radio series "Pressekonferanse") ...  ... D. Rød Valgallianse (Red Electoral Alliance) by Arna Meisjord and Pål Steigan sent Saturday 25th of August		
<b>Concepts</b>	Policy, Political participation, Political interest, Communication, Mass communication, Mass media, Mass media use, Mass media coverage, Broadcasting, Television, Radio, Political parties, Political party policies, Political awareness, Political behaviour		
Value	Label	Cases	Percentage
1	Yes	154	38.6%
2	No	245	61.4%
Sysmiss		2263	
<i>Warning: these figures indicate the number of cases found in the data file. They cannot be interpreted as summary statistics of the population of interest.</i>			
<b># v296: Listened: DNF</b>			
<b>Information</b>	[Type= discrete] [Format=numeric] [Range= 1-2] [Missing=*]		
<b>Statistics [NW/ W]</b>	[Valid=403 /-] [Invalid=2259 /-]		
<b>Literal question</b>	Which of these programs did you listen to (the radio series "Pressekonferanse") ...  ... E. Det nye Folkepartiet (New People's Party) by Helge Seip and Bent Røiseland sent Monday 27th of August		
<b>Concepts</b>	Policy, Political participation, Political interest, Communication, Mass communication, Mass media, Mass media use, Mass media coverage, Broadcasting, Television, Radio, Political parties, Political party policies, Political awareness, Political behaviour		
Value	Label	Cases	Percentage
1	Yes	186	46.2%
2	No	217	53.8%
Sysmiss		2259	
<i>Warning: these figures indicate the number of cases found in the data file. They cannot be interpreted as summary statistics of the population of interest.</i>			
<b># v297: Listened: KrF</b>			
<b>Information</b>	[Type= discrete] [Format=numeric] [Range= 1-2] [Missing=*]		
<b>Statistics [NW/ W]</b>	[Valid=410 /-] [Invalid=2252 /-]		
<b>Literal question</b>	Which of these programs did you listen to (the radio series "Pressekonferanse") ...  ... F. Kristelig Folkeparti (Christian Democratic party) by Lars Korvald and Kåre Kristiansen sent Tuesday 28th of August		
<b>Concepts</b>	Policy, Political participation, Political interest, Communication, Mass communication, Mass media, Mass media use, Mass media coverage, Broadcasting, Television, Radio, Political parties, Political party policies, Political awareness, Political behaviour		
Value	Label	Cases	Percentage
1	Yes	241	58.8%
2	No	169	41.2%
Sysmiss		2252	
<i>Warning: these figures indicate the number of cases found in the data file. They cannot be interpreted as summary statistics of the population of interest.</i>			

<b># v298: Listened: Ap</b>			
<b>Information</b>	[Type= discrete] [Format=numeric] [Range= 1-2] [Missing=*]		
<b>Statistics [NW/ W]</b>	[Valid=402 /-] [Invalid=2260 /-]		
<b>Literal question</b>	Which of these programs did you listen to (the radio series "Pressekonferanse") ... ... G. Arbeiderpartiet (Labour Party) by Trygve Bratteli and Sonja Ludvigsen sent Friday 31st of August		
<b>Concepts</b>	Policy, Political participation, Political interest, Communication, Mass communication, Mass media, Mass media use, Mass media coverage, Broadcasting, Television, Radio, Political parties, Political party policies, Political awareness, Political behaviour		
<b>Value</b>	<b>Label</b>	<b>Cases</b>	<b>Percentage</b>
1	Yes	224	55.7%
2	No	178	44.3%
Sysmiss		2260	
<i>Warning: these figures indicate the number of cases found in the data file. They cannot be interpreted as summary statistics of the population of interest.</i>			
<b># v299: Listened: ALP</b>			
<b>Information</b>	[Type= discrete] [Format=numeric] [Range= 1-2] [Missing=*]		
<b>Statistics [NW/ W]</b>	[Valid=404 /-] [Invalid=2258 /-]		
<b>Literal question</b>	Which of these programs did you listen to (the radio series "Pressekonferanse") ... ... H. Anders Langes Parti (Anders Lange's Party) by Herlog Larsen and Erik Gjems-Onstad sent Saturday 1st of September		
<b>Concepts</b>	Policy, Political participation, Political interest, Communication, Mass communication, Mass media, Mass media use, Mass media coverage, Broadcasting, Television, Radio, Political parties, Political party policies, Political awareness, Political behaviour		
<b>Value</b>	<b>Label</b>	<b>Cases</b>	<b>Percentage</b>
1	Yes	236	58.4%
2	No	168	41.6%
Sysmiss		2258	
<i>Warning: these figures indicate the number of cases found in the data file. They cannot be interpreted as summary statistics of the population of interest.</i>			
<b># v300: Listened: Sp</b>			
<b>Information</b>	[Type= discrete] [Format=numeric] [Range= 1-2] [Missing=*]		
<b>Statistics [NW/ W]</b>	[Valid=401 /-] [Invalid=2261 /-]		
<b>Literal question</b>	Which of these programs did you listen to (the radio series "Pressekonferanse") ... ... I. Senterpartiet (Centre Party) by Dagfinn Vårvik and Erland Steenberg sent Monday 3rd of September		
<b>Concepts</b>	Policy, Political participation, Political interest, Communication, Mass communication, Mass media, Mass media use, Mass media coverage, Broadcasting, Television, Radio, Political parties, Political party policies, Political awareness, Political behaviour		
<b>Value</b>	<b>Label</b>	<b>Cases</b>	<b>Percentage</b>
1	Yes	188	46.9%
2	No	213	53.1%
Sysmiss		2261	
<i>Warning: these figures indicate the number of cases found in the data file. They cannot be interpreted as summary statistics of the population of interest.</i>			
<b># v301: Listened to district telephone program?</b>			
<b>Information</b>	[Type= discrete] [Format=numeric] [Range= 1-2] [Missing=*]		
<b>Statistics [NW/ W]</b>	[Valid=2365 /-] [Invalid=297 /-]		
<b>Literal question</b>	The radio also broadcasted two series with interception service programs, where representatives from the political parties answered the listeners' questions. One of the series was based on the different district offices, and was broadcasted between 17.20 to 18.00 every day except from Saturdays and Sundays during the last two weeks before the election. Did you listen to any of these regional interception service programs?		

<b># v301: Listened to district telephone program?</b>			
<b>Concepts</b>		Policy, Political participation, Political interest, Communication, Mass communication, Mass media, Mass media use, Mass media coverage, Broadcasting, Television, Radio, Political parties, Political party policies, Political awareness, Political behaviour	
<b>Value</b>	<b>Label</b>	<b>Cases</b>	<b>Percentage</b>
1	Yes	1172	49.6%
2	No	1193	50.4%
Sysmiss		297	
<i>Warning: these figures indicate the number of cases found in the data file. They cannot be interpreted as summary statistics of the population of interest.</i>			
<b># v302: How many district telephone programs per week</b>			
<b>Information</b>		[Type= discrete] [Format=numeric] [Range= 1-9] [Missing=*]	
<b>Statistics [NW/ W]</b>		[Valid=1084 /-] [Invalid=1578 /-]	
<b>Literal question</b>		How many programs would you estimate that you listened to per week? (The radio's regional interception service programs)?	
<b>Concepts</b>		Policy, Political participation, Political interest, Communication, Mass communication, Mass media, Mass media use, Mass media coverage, Broadcasting, Television, Radio, Political parties, Political party policies, Political awareness, Political behaviour	
<b>Value</b>	<b>Label</b>	<b>Cases</b>	<b>Percentage</b>
0	< 1 per week	0	
1	1-2 programs per week	543	50.1%
2	3-4 programs per week	409	37.7%
3	5 (+) programs per week	102	9.4%
9	Didn't listen to any programs	30	2.8%
Sysmiss		1578	
<i>Warning: these figures indicate the number of cases found in the data file. They cannot be interpreted as summary statistics of the population of interest.</i>			
<b># v303: Listened to "state" telephone program?</b>			
<b>Information</b>		[Type= discrete] [Format=numeric] [Range= 1-2] [Missing=*]	
<b>Statistics [NW/ W]</b>		[Valid=2367 /-] [Invalid=295 /-]	
<b>Literal question</b>		The other series of interception service programs was broadcasted from 19.00 to 20.00 on Tuesdays, Wednesdays and Thursdays during the last three weeks before the election. Did you listen to any of the programs in this series?	
<b>Concepts</b>		Policy, Political participation, Political interest, Communication, Mass communication, Mass media, Mass media use, Mass media coverage, Broadcasting, Television, Radio, Political parties, Political party policies, Political awareness, Political behaviour	
<b>Value</b>	<b>Label</b>	<b>Cases</b>	<b>Percentage</b>
1	Yes	626	26.4%
2	No	1741	73.6%
Sysmiss		295	
<i>Warning: these figures indicate the number of cases found in the data file. They cannot be interpreted as summary statistics of the population of interest.</i>			
<b># v304: Listened to telephone program: KrF</b>			
<b>Information</b>		[Type= discrete] [Format=numeric] [Range= 1-2] [Missing=*]	
<b>Statistics [NW/ W]</b>		[Valid=593 /-] [Invalid=2069 /-]	
<b>Literal question</b>		Which of these programs did you listen to (The radio's interception service programs) ... ... A. Kristelig Folkeparti (Christian Democratic Party) by Egil Aarvik and Bergfrid Fjose sent Tuesday 21st of August	
<b>Concepts</b>		Policy, Political participation, Political interest, Communication, Mass communication, Mass media, Mass media use, Mass media coverage, Broadcasting, Television, Radio, Political parties, Political party policies, Political awareness, Political behaviour	

<b># v304: Listened to telephone program: KrF</b>			
Value	Label	Cases	Percentage
1	Yes	296	49.9%
2	No	297	50.1%
Sysmiss		2069	
<i>Warning: these figures indicate the number of cases found in the data file. They cannot be interpreted as summary statistics of the population of interest.</i>			
<b># v305: Listened: Ap</b>			
<b>Information</b>	[Type= discrete] [Format=numeric] [Range= 1-2] [Missing=*]		
<b>Statistics [NW/ W]</b>	[Valid=596 /-] [Invalid=2066 /-]		
<b>Literal question</b>	Which of these programs did you listen to (The radio's interception service programs) ...  ... B. Arbeiderpartiet (Labour Party) by Guttorm Hansen and Oddvar Nordli sent Wednesday 22nd of August		
<b>Concepts</b>	Policy, Political participation, Political interest, Communication, Mass communication, Mass media, Mass media use, Mass media coverage, Broadcasting, Television, Radio, Political parties, Political party policies, Political awareness, Political behaviour		
Value	Label	Cases	Percentage
1	Yes	329	55.2%
2	No	267	44.8%
Sysmiss		2066	
<i>Warning: these figures indicate the number of cases found in the data file. They cannot be interpreted as summary statistics of the population of interest.</i>			
<b># v306: Listened: DNF</b>			
<b>Information</b>	[Type= discrete] [Format=numeric] [Range= 1-2] [Missing=*]		
<b>Statistics [NW/ W]</b>	[Valid=582 /-] [Invalid=2080 /-]		
<b>Literal question</b>	Which of these programs did you listen to (The radio's interception service programs) ...  ... C. Det nye Folkepartiet (New People's Party) by Magne Lerheim and Anne Louise Beer sent Thursday 23rd of August		
<b>Concepts</b>	Policy, Political participation, Political interest, Communication, Mass communication, Mass media, Mass media use, Mass media coverage, Broadcasting, Television, Radio, Political parties, Political party policies, Political awareness, Political behaviour		
Value	Label	Cases	Percentage
1	Yes	212	36.4%
2	No	370	63.6%
Sysmiss		2080	
<i>Warning: these figures indicate the number of cases found in the data file. They cannot be interpreted as summary statistics of the population of interest.</i>			
<b># v307: Listened: RV</b>			
<b>Information</b>	[Type= discrete] [Format=numeric] [Range= 1-2] [Missing=*]		
<b>Statistics [NW/ W]</b>	[Valid=588 /-] [Invalid=2074 /-]		
<b>Literal question</b>	Which of these programs did you listen to (The radio's interception service programs) ...  ... D. Rød Valgallianse (Red Electoral Alliance) by Tor Mostue and Tron Øgrim sent Tuesday 28th of August		
<b>Concepts</b>	Policy, Political participation, Political interest, Communication, Mass communication, Mass media, Mass media use, Mass media coverage, Broadcasting, Television, Radio, Political parties, Political party policies, Political awareness, Political behaviour		
Value	Label	Cases	Percentage
1	Yes	203	34.5%
2	No	385	65.5%
Sysmiss		2074	
<i>Warning: these figures indicate the number of cases found in the data file. They cannot be interpreted as summary statistics of the population of interest.</i>			

<b># v308: Listened: V</b>			
<b>Information</b>	[Type= discrete] [Format=numeric] [Range= 1-2] [Missing=*]		
<b>Statistics [NW/ W]</b>	[Valid=576 /-] [Invalid=2086 /-]		
<b>Literal question</b>	Which of these programs did you listen to (The radio's interception service programs) ... ... E. Venstre (Liberal Party) by Torstein Slungård and Målfrid Bolstad sent Wednesday 29th of August		
<b>Concepts</b>	Policy, Political participation, Political interest, Communication, Mass communication, Mass media, Mass media use, Mass media coverage, Broadcasting, Television, Radio, Political parties, Political party policies, Political awareness, Political behaviour		
<b>Value</b>	<b>Label</b>	<b>Cases</b>	<b>Percentage</b>
1	Yes	170	29.5%
2	No	406	70.5%
Sysmiss		2086	
<i>Warning: these figures indicate the number of cases found in the data file. They cannot be interpreted as summary statistics of the population of interest.</i>			
<b># v309: Listened: ALP</b>			
<b>Information</b>	[Type= discrete] [Format=numeric] [Range= 1-2] [Missing=*]		
<b>Statistics [NW/ W]</b>	[Valid=602 /-] [Invalid=2060 /-]		
<b>Literal question</b>	Which of these programs did you listen to (The radio's interception service programs) ... ... F. Anders Langes Parti by Erik Gjems-Onstad and Carl I. Hagen sent Thursday 30th of August		
<b>Concepts</b>	Policy, Political participation, Political interest, Communication, Mass communication, Mass media, Mass media use, Mass media coverage, Broadcasting, Television, Radio, Political parties, Political party policies, Political awareness, Political behaviour		
<b>Value</b>	<b>Label</b>	<b>Cases</b>	<b>Percentage</b>
1	Yes	366	60.8%
2	No	236	39.2%
Sysmiss		2060	
<i>Warning: these figures indicate the number of cases found in the data file. They cannot be interpreted as summary statistics of the population of interest.</i>			
<b># v310: Listened: Sp</b>			
<b>Information</b>	[Type= discrete] [Format=numeric] [Range= 1-2] [Missing=*]		
<b>Statistics [NW/ W]</b>	[Valid=581 /-] [Invalid=2081 /-]		
<b>Literal question</b>	Which of these programs did you listen to (The radio's interception service programs) ... ... G. Senterpartiet (Centre Party) by Helga Gitmark and Arnt Hagen sent Tuesday 4th of September		
<b>Concepts</b>	Policy, Political participation, Political interest, Communication, Mass communication, Mass media, Mass media use, Mass media coverage, Broadcasting, Television, Radio, Political parties, Political party policies, Political awareness, Political behaviour		
<b>Value</b>	<b>Label</b>	<b>Cases</b>	<b>Percentage</b>
1	Yes	246	42.3%
2	No	335	57.7%
Sysmiss		2081	
<i>Warning: these figures indicate the number of cases found in the data file. They cannot be interpreted as summary statistics of the population of interest.</i>			
<b># v311: Listened: SV</b>			
<b>Information</b>	[Type= discrete] [Format=numeric] [Range= 1-2] [Missing=*]		
<b>Statistics [NW/ W]</b>	[Valid=587 /-] [Invalid=2075 /-]		
<b>Literal question</b>	Which of these programs did you listen to (The radio's interception service programs) ... ... H. Sosialistisk Valgforbund (Socialist Electoral League) by Ole Wiig, Torild Skard and Arne Jørgensen sent Wednesday 5th of September		



<b># v311: Listened: SV</b>			
<b>Concepts</b>		Policy, Political participation, Political interest, Communication, Mass communication, Mass media, Mass media use, Mass media coverage, Broadcasting, Television, Radio, Political parties, Political party policies, Political awareness, Political behaviour	
<b>Value</b>	<b>Label</b>	<b>Cases</b>	<b>Percentage</b>
1	Yes	275	46.8%
2	No	312	53.2%
Sysmiss		2075	
<i>Warning: these figures indicate the number of cases found in the data file. They cannot be interpreted as summary statistics of the population of interest.</i>			
<b># v312: Listened: H</b>			
<b>Information</b>		[Type= discrete] [Format=numeric] [Range= 1-2] [Missing=*]	
<b>Statistics [NW/ W]</b>		[Valid=587 /-] [Invalid=2075 /-]	
<b>Literal question</b>		Which of these programs did you listen to (The radio's interception service programs) ...  ... I. Høyre (Conservative Party) by Lars Platou and Bodil Aakre sent Thursday 6th of September	
<b>Concepts</b>		Policy, Political participation, Political interest, Communication, Mass communication, Mass media, Mass media use, Mass media coverage, Broadcasting, Television, Radio, Political parties, Political party policies, Political awareness, Political behaviour	
<b>Value</b>	<b>Label</b>	<b>Cases</b>	<b>Percentage</b>
1	Yes	237	40.4%
2	No	350	59.6%
Sysmiss		2075	
<i>Warning: these figures indicate the number of cases found in the data file. They cannot be interpreted as summary statistics of the population of interest.</i>			
<b># v313: Watched TV during the night of the election?</b>			
<b>Information</b>		[Type= discrete] [Format=numeric] [Range= 1-2] [Missing=*]	
<b>Statistics [NW/ W]</b>		[Valid=2375 /-] [Invalid=287 /-]	
<b>Literal question</b>		Did you see the reportage program on television on the evening/night of the election?	
<b>Concepts</b>		Policy, Political participation, Political interest, Communication, Mass communication, Mass media, Mass media use, Mass media coverage, Broadcasting, Television, Radio, Political parties, Political party policies, Political awareness, Political behaviour	
<b>Value</b>	<b>Label</b>	<b>Cases</b>	<b>Percentage</b>
1	Yes	1818	76.5%
2	No	557	23.5%
Sysmiss		287	
<i>Warning: these figures indicate the number of cases found in the data file. They cannot be interpreted as summary statistics of the population of interest.</i>			
<b># v314: How long did you follow TV reportage?</b>			
<b>Information</b>		[Type= discrete] [Format=numeric] [Range= 1-9] [Missing=*]	
<b>Statistics [NW/ W]</b>		[Valid=1552 /-] [Invalid=1110 /-]	
<b>Literal question</b>		For approximately how long did you see the reportage on television? (The evening/night of the election)	
<b>Concepts</b>		Policy, Political participation, Political interest, Communication, Mass communication, Mass media, Mass media use, Mass media coverage, Broadcasting, Television, Radio, Political parties, Political party policies, Political awareness, Political behaviour	
<b>Value</b>	<b>Label</b>	<b>Cases</b>	<b>Percentage</b>
0	Stopped before 23.00	0	
1	23.00-23.59	403	26.0%
2	00.00-00.59	294	18.9%
3	01.00-01.59	267	17.2%

**# v314: How long did you follow TV reportage?**

Value	Label	Cases	Percentage
4	02.00-02.59	299	19.3%
5	Stopped after 03.00	272	17.5%
9		17	1.1%
Sysmiss		1110	

*Warning: these figures indicate the number of cases found in the data file. They cannot be interpreted as summary statistics of the population of interest.*

**# v315: Listened to radio election night?**

<b>Information</b>	[Type= discrete] [Format=numeric] [Range= 1-2] [Missing=*]
<b>Statistics [NW/ W]</b>	[Valid=2357 /-] [Invalid=305 /-]
<b>Literal question</b>	Did you listen to the reportage program on the radio on the evening/night of the election?
<b>Concepts</b>	Policy, Political participation, Political interest, Communication, Mass communication, Mass media, Mass media use, Mass media coverage, Broadcasting, Television, Radio, Political parties, Political party policies, Political awareness, Political behaviour

Value	Label	Cases	Percentage
1	Yes	324	13.7%
2	No	2033	86.3%
Sysmiss		305	

*Warning: these figures indicate the number of cases found in the data file. They cannot be interpreted as summary statistics of the population of interest.*

<b># v316: How long listen to radio reportage?</b>			
<b>Information</b>	[Type= discrete] [Format=numeric] [Range= 1-9] [Missing=*]		
<b>Statistics [NW/ W]</b>	[Valid=308 /-] [Invalid=2354 /-]		
<b>Literal question</b>	For approximately how long did you listen to the reportage on the radio? (The evening/night of the election)		
<b>Concepts</b>	Policy, Political participation, Political interest, Communication, Mass communication, Mass media, Mass media use, Mass media coverage, Broadcasting, Television, Radio, Political parties, Political party policies, Political awareness, Political behaviour		
<b>Value</b>	<b>Label</b>	<b>Cases</b>	<b>Percentage</b>
0	Stopped before 23.00	0	
1	23.00-23.59	76	24.7%
2	00.00-01.59	100	32.5%
3	Stopped after 02.00	95	30.8%
9		37	12.0%
Sysmiss		2354	
<i>Warning: these figures indicate the number of cases found in the data file. They cannot be interpreted as summary statistics of the population of interest.</i>			
<b># v317: Gender</b>			
<b>Information</b>	[Type= discrete] [Format=numeric] [Range= 1-2] [Missing=*]		
<b>Statistics [NW/ W]</b>	[Valid=2389 /-] [Invalid=273 /-]		
<b>Literal question</b>	Gender		
<b>Concepts</b>	Gender		
<b>Value</b>	<b>Label</b>	<b>Cases</b>	<b>Percentage</b>
1	Men	1219	51.0%
2	Women	1170	49.0%
Sysmiss		273	
<i>Warning: these figures indicate the number of cases found in the data file. They cannot be interpreted as summary statistics of the population of interest.</i>			
<b># v318: Age</b>			
<b>Information</b>	[Type= continuous] [Format=numeric] [Range= 19-81] [Missing=*]		
<b>Statistics [NW/ W]</b>	[Valid=2389 /-] [Invalid=273 /-]		
<b>Literal question</b>	Age		
<b>Concepts</b>	Age, Age groups		
<b># v321: Age group</b>			
<b>Information</b>	[Type= discrete] [Format=numeric] [Range= 1-5] [Missing=*]		
<b>Statistics [NW/ W]</b>	[Valid=2389 /-] [Invalid=273 /-]		
<b>Literal question</b>	Age group		
<b>Concepts</b>	Age, Age groups		
<b>Value</b>	<b>Label</b>	<b>Cases</b>	<b>Percentage</b>
1	< 25 years	241	10.1%
2	25-29 years	278	11.6%
3	30-49 years	798	33.4%
4	50-69 years	853	35.7%
5	70-80 years	219	9.2%
Sysmiss		273	
<i>Warning: these figures indicate the number of cases found in the data file. They cannot be interpreted as summary statistics of the population of interest.</i>			

<b># v322: Income category</b>			
<b>Information</b>		[Type= discrete] [Format=numeric] [Range= 1-8] [Missing=*]	
<b>Statistics [NW/ W]</b>		[Valid=2389 /-] [Invalid=273 /-]	
<b>Literal question</b>		Income category	
<b>Concepts</b>		Labour and employment, Economics, Income, Wages	
<b>Value</b>	<b>Label</b>	<b>Cases</b>	<b>Percentage</b>
1	< 10.000 kr.	245	10.3%
2	10- 19.900 kr.	318	13.3%
3	20 - 29.900 kr.	360	15.1%
4	30- 39.900 kr.	577	24.2%
5	40 - 49.900 kr.	342	14.3%
6	50- 59.900 kr.	207	8.7%
7	60.000 kr ++	285	11.9%
8	Unknown	55	2.3%
Sysmiss		273	
<i>Warning: these figures indicate the number of cases found in the data file. They cannot be interpreted as summary statistics of the population of interest.</i>			
<b># v323: Education level</b>			
<b>Information</b>		[Type= discrete] [Format=numeric] [Range= 1-4] [Missing=*]	
<b>Statistics [NW/ W]</b>		[Valid=2372 /-] [Invalid=290 /-]	
<b>Literal question</b>		Education level	
<b>Concepts</b>		Educational levels, Educational systems and institutions, Educational systems, Women's education, Lifelong education, State education, Private education, Primary education, Secondary education, Tertiary education	
<b>Value</b>	<b>Label</b>	<b>Cases</b>	<b>Percentage</b>
1	Primary school, lower stage	1008	42.5%
2	Primary school, upper stage	580	24.5%
3	Second level	574	24.2%
4	University level	210	8.9%
5	Unknown	0	
Sysmiss		290	
<i>Warning: these figures indicate the number of cases found in the data file. They cannot be interpreted as summary statistics of the population of interest.</i>			
<b># v324: Occupation grouping 1</b>			
<b>Information</b>		[Type= discrete] [Format=numeric] [Range= 1-8] [Missing=*]	
<b>Statistics [NW/ W]</b>		[Valid=2389 /-] [Invalid=273 /-]	
<b>Literal question</b>		Occupation grouping 1	
<b>Concepts</b>		Labour and employment, Economics, Income, Wages	
<b>Value</b>	<b>Label</b>	<b>Cases</b>	<b>Percentage</b>
1	Self-employed in primary industry	101	4.2%
2	Self-employed other occupations	112	4.7%
3	Employee occupation category 70-89	372	15.6%
4	Employee other occupation categories	676	28.3%
5	Pupil, students	77	3.2%
6	Pensioner, benefit-receiver	374	15.7%
7	Housework at home	649	27.2%
8	Other	28	1.2%
Sysmiss		273	

<b># v324: Occupation grouping 1</b>			
<i>Warning: these figures indicate the number of cases found in the data file. They cannot be interpreted as summary statistics of the population of interest.</i>			
<b># v325: Occupation grouping 2</b>			
<b>Information</b>	[Type= discrete] [Format=numeric] [Range= 1-6] [Missing=*]		
<b>Statistics [NW/ W]</b>	[Valid=2389 /-] [Invalid=273 /-]		
<b>Literal question</b>	Occupation grouping 2		
<b>Concepts</b>	Labour and employment, Economics, Income, Wages		
<b>Value</b>	<b>Label</b>	<b>Cases</b>	<b>Percentage</b>
1	Self-employed in primary industry	234	9.8%
2	Self-employed other occupations	222	9.3%
3	Employee occupation category 70-89	701	29.3%
4	Employee other occupation categories	1090	45.6%
5	Pupil, students	77	3.2%
6	Other	65	2.7%
Sysmiss		273	
<i>Warning: these figures indicate the number of cases found in the data file. They cannot be interpreted as summary statistics of the population of interest.</i>			
<b># v326: Socio-economic status</b>			
<b>Information</b>	[Type= discrete] [Format=numeric] [Range= 1-9] [Missing=*]		
<b>Statistics [NW/ W]</b>	[Valid=2389 /-] [Invalid=273 /-]		
<b>Literal question</b>	Socio-economic status		
<b>Concepts</b>	Labour and employment, Economics, Income, Wages		
<b>Value</b>	<b>Label</b>	<b>Cases</b>	<b>Percentage</b>
1		370	15.5%
2		458	19.2%
3		960	40.2%
4		457	19.1%
5		66	2.8%
9		78	3.3%
Sysmiss		273	
<i>Warning: these figures indicate the number of cases found in the data file. They cannot be interpreted as summary statistics of the population of interest.</i>			
<b># v327: Abortion issue</b>			
<b>Information</b>	[Type= discrete] [Format=numeric] [Range= 1-5] [Missing=*]		
<b>Statistics [NW/ W]</b>	[Valid=2389 /-] [Invalid=273 /-]		
<b>Literal question</b>	Abortion issue		
<b>Concepts</b>	Policy, Political participation, Political interest		
<b>Value</b>	<b>Label</b>	<b>Cases</b>	<b>Percentage</b>
1	Only mother's life in danger	404	16.9%
2	Health-related criteria	167	7.0%
3	Social-/welfare-related criteria	378	15.8%
4	Self-determined abortion	921	38.6%
5		519	21.7%
Sysmiss		273	
<i>Warning: these figures indicate the number of cases found in the data file. They cannot be interpreted as summary statistics of the population of interest.</i>			

<b># v328: Trade district</b>			
<b>Information</b>	[Type= discrete] [Format=numeric] [Range= 1-4] [Missing=*]		
<b>Statistics [NW/ W]</b>	[Valid=2389 /-] [Invalid=273 /-]		
<b>Literal question</b>	Trade district		
<b>Concepts</b>	National economy, Economics		
<b>Value</b>	<b>Label</b>	<b>Cases</b>	<b>Percentage</b>
1		1318	55.2%
2		499	20.9%
3		336	14.1%
4		236	9.9%
Sysmiss		273	
<i>Warning: these figures indicate the number of cases found in the data file. They cannot be interpreted as summary statistics of the population of interest.</i>			
<b># v331: Part of country</b>			
<b>Information</b>	[Type= discrete] [Format=numeric] [Range= 1-4] [Missing=*]		
<b>Statistics [NW/ W]</b>	[Valid=2389 /-] [Invalid=273 /-]		
<b>Literal question</b>	Part of country		
<b>Concepts</b>	Place of residence, Human settlement		
<b>Value</b>	<b>Label</b>	<b>Cases</b>	<b>Percentage</b>
1	Østlandet	525	22.0%
2	Oslofjordsområdet	640	26.8%
3	Sør+Vestlandet	730	30.6%
4	Trøndelag og Nord-Norge	494	20.7%
Sysmiss		273	
<i>Warning: these figures indicate the number of cases found in the data file. They cannot be interpreted as summary statistics of the population of interest.</i>			